




PART NUMBER INFORMATION:

For the part numbers of these new pad kits, please consult the most recent Lexus Parts Pricing Book.

SERVICE INSTRUCTIONS:

- 1) All vehicles are to be inspected to insure that the integrity of the complete brake system is maintained. When replacing worn pads, you **should** replace the shims, wear indicators, (wear indicators may be riveted onto pads for some models) and shim grease at the same time. Vehicles found to need extensive hardware replacement, including anti-squeal springs and support plates, should be repaired using the full pad kit which includes all hardware components.
- 2) When applying shim grease, apply a thin layer over the shim faces as indicated below.



-  = Apply shim grease on this face
-  = Do not apply shim grease on this face (piston side).

NOTE: The new shim grease (P/N: 08887-80409) is a dark gray color instead of the current gold color.

- 3) Anti-squeal springs and support plates may be reused if they are in good condition. When reusing anti-squeal springs and support plates inspect them for appropriate rebound and no deformation, burrs, cracks, wear, rust, or foreign materials.