

Part Number: PTR02-53096

Kit Contents:

Item #	Quantity Req'd.	Description
1	1	Front Sway Bar
2	1	Rear Sway Bar
3	1	Hardware Bag

Vehicle Service Parts (may be required for reassembly)

Item #	Quantity Req'd.	Description
1		
2		
3		

Hardware Bag Contents

Item #	Quantity Req'd.	Description
1	2	Front Bushings
2	2	Rear Bushings
3		
4		


Additional Items Required For Installation


Item #	Quantity Req'd.	Description
1		
2		
3		


Conflicts


IS 250 2WD/Conv. IS 350 2WD/Conv.


Legend


 **STOP:** Damage to the vehicle may occur. Do not proceed until process has been complied with.

 **OPERATOR SAFETY:** Use caution to avoid risk of injury.

 **CAUTION:** A process that must be carefully observed in order to reduce the risk of damage to the accessory/vehicle and to ensure a quality installation.

 **TOOLS & EQUIPMENT:** Used in Figures calls out the specific tools and equipment recommended for this process.

 **REVISION MARK:** This mark highlights a change in installation with respect to previous issue.

 **SAFETY TORQUE:** This mark indicates that torque is related to safety.

Recommended Tools

Personal & Vehicle Protection	Notes
Seat Cover	
Floor mat cover	
Special Tools	Notes
Tall adjustable stand	6' tall
Installation Tools	Notes
Sockets	12,14,17, & 19mm deep
3/8" Drive Extension	
Pick or Very Small Screwdriver	
3/8" & 1/2" Torque Wrenches	
Special Chemicals	Notes

General Applicability

IS 250 AWD

Recommended Sequence of Application

Item #	Accessory
1	Sway Bar
2	Exhaust