

SB622195

Qrod

NOV 13 2001



**Technical Service
Information Bulletin**

August 10, 2001

Title:
**ROOF OPERATION CANCELLATION DUE
TO LUGGAGE DOOR OPEN REQUEST**
Models:
'02 SC 430

**BODY
B0008-01**

Introduction The purpose of this Service Bulletin is to provide step by step instruction on how to fully open or fully close the power retractable hardtop if the roof operation is cancelled due to the luggage door operation.

If a request (by wireless remote, button on instrument panel or manually unlocking by key) is made to open the luggage door while the power retractable hardtop is in operation, the operation will be cancelled. It is then necessary to manually close or open the roof using the following procedure.

- Applicable Vehicles**
- 2002 model year **SC 430** vehicles.

Warranty Information

OP CODE	DESCRIPTION	TIME	OPN	T1	T2
N/A	Not Applicable to Warranty	-	-	-	-

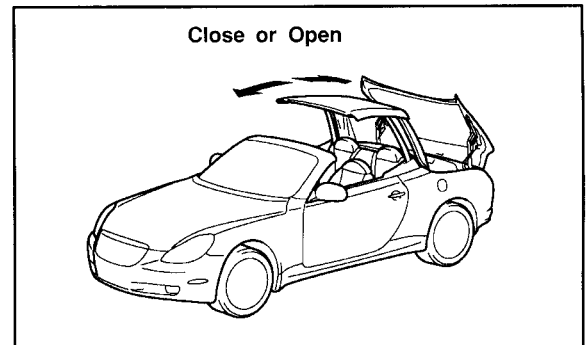
Repair Procedure

1. Roof Top Retracting

By hand, slowly push the roof top panel to the fully open or closed position.

NOTE:

When the package tray is tilted up, push the roof top panel to the fully open position. When the package tray is tilted down, push the roof top panel to the fully closed position.




#622195

**Repair
Procedure**
(Continued)


2. Luggage Door Retracting

By hand, slowly push the top center of the luggage door panel to the fully closed position.



3. Re-Latching Luggage Door

After the luggage door is in the closed position, the luggage door lock (rear end of luggage door) will latch easily by normal closing motion.



4. Operate Power Retractable Hardtop

After re-latching the luggage door lock, operate the roof open to closed or closed to open for one complete cycle for proper seating of all moving parts.

