

Regular maintenance is essential to obtaining the highest level of performance, safety and reliability from your Lexus. It can also enhance your vehicle's resale value. This section of the *Owner's Manual Supplement* is designed to help you make sure your vehicle receives proper and timely maintenance. It includes factory-recommended maintenance guidelines as well as logs in which to document your vehicle's maintenance history.

In addition to scheduled maintenance, your Lexus requires ongoing general maintenance such as fluid checks and visual inspections. These procedures are described in the "Maintenance" section of the *Owner's Manual*.

With proper maintenance and care, your vehicle will last longer and deliver more dependable, economical performance. Follow this booklet's recommendations and you'll enjoy maximum reliability and peace of mind from your Lexus for many years to come.



Maintaining your vehicle according to the recommendations in this booklet is required to ensure that your warranty coverage remains intact. You should keep detailed records of vehicle maintenance, including date of service, mileage at time of service and a description of service and/or parts installation performed. The maintenance logs in this booklet are a good place to record this information. If you sell your vehicle, be sure to give your maintenance records to the new owner.

Lexus will not deny a warranty claim solely because you do not have records to show that you maintained your vehicle. However, damage or failures caused by lack of proper maintenance are not covered under warranty.

Maintenance and repair services may be performed by you or by any automotive service provider you choose. Lexus will not deny a warranty claim solely because you used a service provider other than a Lexus dealership for maintenance and repairs. However, damage

or failures caused by improper maintenance or repairs are not covered under warranty.

Your dealer may recommend more frequent maintenance intervals or more maintenance services than those listed in the scheduled maintenance log. These additional services are not required to maintain your warranty coverage. Ask your dealer for an explanation of any recommended maintenance not included in the scheduled maintenance log.

For a complete description of Lexus warranty coverages, see pages 16–33 of this booklet.

LEXUS DEALERSHIP SERVICE

To ensure that your vehicle receives first-quality service and factory-authorized parts, Lexus recommends having maintenance performed by an authorized Lexus dealership.

Lexus dealership technicians are experts in the maintenance and repair of Lexus vehicles. They stay current on the latest service information through Lexus technical bulletins, service publications and training courses. Many are also certified through the Lexus Commitment to Perfection Certification Program, which requires specialized, state-of-the-art training as well as rigorous exams through both Lexus and the National Institute for Automotive Service Excellence.

Additionally, when you have your vehicle serviced at a Lexus dealership, your service information is recorded in the Lexus National Service History database. This is the first database of its kind in the automotive industry. It can be accessed by any Lexus dealership in the U.S. — a great convenience if you relocate or need to have your vehicle serviced while traveling.

You can be confident you're getting the best possible service for your vehicle when you take it to a Lexus dealership. Don't trust your investment to anything less than a team of Lexus specialists.

Determining the Proper Maintenance Interval

Depending on your circumstances, you should obtain maintenance for your Lexus every 5,000 miles or every 7,500 miles. Follow these guidelines to determine which interval to use.

5,000-Mile Intervals

Use 5,000-mile intervals if you *primarily* operate your vehicle under any of the following conditions:

- Driving on unpaved or dusty roads.
- Towing a trailer or using a camper or car-top carrier.
- Repeated trips of less than five miles in temperatures below freezing.

7,500-Mile Intervals

Use 7,500-mile intervals if you *primarily* operate your vehicle under conditions other than those listed above.

Following the Maintenance Log Charts

The scheduled maintenance log identifies the maintenance required at each mileage interval and corresponding time interval based on mileage of 1,250 miles per month. If you drive more than 1,250 miles per month, you should obtain maintenance at the indicated mileage interval rather than the indicated time interval.

If you choose 5,000-mile intervals, follow the maintenance instructions shown below non-shaded headings such as this one:

5,000 Miles or 4 Months

If you choose 7,500-mile intervals, follow the maintenance instructions shown below shaded headings such as this one:

7,500 Miles or 6 Months

At 15,000-mile increments, the 5,000-mile and 7,500-mile intervals coincide. Therefore, shaded and non-shaded headings appear together, as in this example:

15,000 Miles or 12 Months
15,000 Miles or 12 Months

Special Operating Conditions

In addition to standard maintenance items, the scheduled maintenance log indicates services that should be performed on vehicles that are driven under special operating conditions. These conditions are listed in the next column.

You should perform the additional maintenance services if you drive *primarily* under any of these conditions during the maintenance interval period. If you drive only occasionally under these conditions during the maintenance interval period, it is not necessary to perform the additional services.

- Driving on rough, muddy or snow-melted roads
- Driving on salt-covered roads
- Driving on unpaved or dusty roads
- Extensive idling or low-speed driving for long distances
- Towing a trailer or using a camper or car-top carrier

The following descriptions are provided to give you a better understanding of the maintenance services that should be performed on your vehicle. The scheduled maintenance log indicates at which mileage/time intervals each service should be performed. Please note that many maintenance services should be performed only by a qualified technician.

For further information on maintenance services that you can perform yourself, see the “Service Procedures and Specifications” section of your *Owner’s Manual*.

WARNING: Battery posts, terminals and related accessories contain lead and lead compounds, chemicals known to the State of California to cause cancer and reproductive harm. **Wash hands after handling.**

Air Conditioner Filter

Replace as directed at the maintenance interval you choose. Refer to your *Owner’s Manual* for service details.

Ball Joints and Dust Covers

Check the suspension and steering linkage ball joints for looseness and damage. Check all dust covers for deterioration and damage. A qualified technician should perform these inspections.

Body Inspection

Visually check for corrosion, scratches and other damage. Check outer body panels, inner panels of the hood and doors, and underneath the vehicle. Apply touch-up paint to any chips and scratches or have them repaired by a qualified technician.

Brake Fluid

Replace using fluid type specified in your *Owner’s Manual*. A qualified technician should perform this operation.

Brake Lines and Hoses

Visually inspect for proper installation. Check for chafing, cracks, deterioration and signs of leakage. Replace any deteriorated or damaged parts. A qualified technician should perform these operations.

Brake Linings/Drums and Brake Pads/Discs

Check the parking brake linings (shoes) and drums for scoring, burning, fluid leakage, broken parts and excessive wear. Check brake pads for excessive wear and brake discs for runout, excessive wear and fluid leakage. A qualified technician should perform these inspections.

Charcoal Canister

Check for internal damage and clogging. If necessary, clean with compressed air or replace. A qualified technician should perform these operations.

Differential Oil

Check for correct oil level and inspect each differential component for signs of leakage. If you discover any leakage, have it repaired by a qualified technician immediately.

Drive Belts

Inspect for cracks, excessive wear and oiliness. Check the belt tension and adjust if necessary. Replace the belts if they are damaged.

Drive Shaft Boots

Check the drive shaft boots and clamps for cracks, deterioration and damage. Replace any damaged parts and, if necessary, repack the grease. Re-torque the drive shaft flange bolts at the indicated intervals. A qualified technician should perform these operations.

Engine Air Filter

Check for damage, excessive wear and oiliness. Replace if necessary.

Engine Coolant

Drain and flush the cooling system and refill with an ethylene-glycol type coolant. A qualified technician should perform this operation.

Engine Oil and Oil Filter

Replace the oil filter and drain and refill the engine oil at specified intervals. For recommended oil grade and viscosity, refer to your *Owner's Manual*.

Engine Valve Clearance

Inspect for excessive lifter noise and engine vibration and adjust if necessary. A qualified technician should perform this operation.

Exhaust Pipes and Mountings

Visually inspect the exhaust pipes, muffler and hangers for cracks, deterioration and damage. Start the engine and listen carefully for any exhaust gas leakage. Tighten connections or replace parts as necessary.

Fuel Lines and Connections, Fuel Tank Band and Fuel Tank Vapor Vent System Hoses

Visually inspect for corrosion, damage, cracks and loose or leaking connections. Tighten connections or replace parts as necessary.

Fuel Tank Cap Gasket

Visually inspect for cracks, deterioration and damage and replace if necessary.

Nuts and Bolts on Chassis and Body

Re-tighten the seat mounting bolts and front/rear suspension member retaining bolts to specified torque.

Rack and Pinion Assembly

Inspect the rack and pinion assembly or steering gear box for signs of leakage. If you discover any leakage, have it repaired immediately by a qualified technician.

EXPLANATION OF MAINTENANCE ITEMS

Road Test

While driving the vehicle, check for proper operation of engine, transmission, brakes and steering. Also check for abnormal noise or vibration from any part of the vehicle.

Spark Plugs

Install new plugs of the same type as originally equipped. A qualified technician should perform this operation.

Steering Linkage and Boots

With the vehicle stopped, check for excessive freeplay in the steering wheel. Inspect the linkage for bending and damage and the dust boots for deterioration, cracks and damage. Replace any damaged parts. A qualified technician should perform these operations.

Timing Belt

Replace every 90,000 miles or 72 months. A qualified technician should perform this operation.

Tire Rotation

Tires should be rotated according to the instructions in your *Owner's Manual*. When rotating tires, check for damage and uneven wear.

Transmission Fluid

Check for correct fluid level and inspect each transmission component for signs of leakage. If you discover any leakage, have it repaired by a qualified technician immediately.

Free Scheduled Maintenance Services

The first two scheduled maintenance services for your Lexus are provided at no charge. The first service is at 30 days and includes a body/chassis inspection, a check for fluid leaks and a vehicle road test. The second service is at 5,000 miles/4 months or 7,500 miles/6 months, depending on which maintenance interval you use. This service includes a change of the engine oil and oil filter, rotation of the tires and a vehicle road-test. See page 85 to determine the proper maintenance interval for your vehicle.

To obtain your complimentary scheduled maintenance services, call an authorized Lexus dealership to make an appointment, or take your vehicle to the dealership. The dealership will verify performance of the services in the boxes at the right.

30-Day Check

Dealer Service Verification

Date: _____

Mileage: _____

5,000-Mile/4-Month Service or 7,500-Mile/6-Month Service

Dealer Service Verification

Date: _____

Mileage: _____

SCHEDULED MAINTENANCE LOG

5,000-Mile Maintenance Intervals

7,500-Mile Maintenance Intervals

To determine the appropriate maintenance interval for your vehicle, see page 99.

5,000 Miles or 4 Months

- Replace engine oil and oil filter
- Rotate tires
- Road-test vehicle

Additional Maintenance Items for Special Operating Conditions:¹

- Re-torque drive shaft flange bolts
- Inspect the following:

___ Ball joints and dust covers	___ Engine air filter
___ Brake linings/drums and brake pads/discs	___ Nuts and bolts on chassis and body
___ Drive shaft boots	___ Steering linkage and boots

Dealer Service Verification

Date: _____

Mileage: _____

10,000 Miles or 8 Months

- Replace air conditioner filter (LS 430)
- Rotate tires
- Replace engine oil and oil filter
- Road-test vehicle

Additional Maintenance Items for Special Operating Conditions:¹

- Replace air conditioner filter (ES 300², GS models, IS 300)³
- Re-torque drive shaft flange bolts
- Inspect the following:

___ Ball joints and dust covers	___ Engine air filter
___ Brake linings/drums and brake pads/discs	___ Nuts and bolts on chassis and body
___ Drive shaft boots	___ Steering linkage and boots

Dealer Service Verification

Date: _____

Mileage: _____

7,500 Miles or 6 Months

- Replace air conditioner filter (ES 300², GS models)
- Replace engine oil and oil filter
- Rotate tires
- Road-test vehicle

Dealer Service Verification

Date: _____

Mileage: _____

15,000 Miles or 12 Months

15,000 Miles or 12 Months

- Replace air conditioner filter (ES 300², GS models)⁴
- Replace engine oil and oil filter
- Re-torque drive shaft flange bolts
- Rotate tires
- Road-test vehicle
- Inspect the following:
 - Ball joints and dust covers
 - Drive shaft boots
 - Body (see page 126)
 - Exhaust pipes and mountings
 - Brake lines and hoses
 - Rack and pinion assembly
 - Brake linings/drums and brake pads/discs
 - Steering linkage and boots
 - Differential oil

Additional Maintenance Items for Special Operating Conditions:¹

- Inspect engine air filter
- Inspect nuts and bolts on chassis and body
- Replace differential oil⁵

Dealer Service Verification

Date: _____

Mileage: _____

¹ See page 100 to determine if your vehicle requires these maintenance items.

² If equipped.

³ Only if vehicle is operated primarily on unpaved or dusty roads.

⁴ Do not replace if replaced at 10,000 miles/8 months.

⁵ Only if vehicle is operated primarily while towing a trailer or using a camper or car-top carrier.

SCHEDULED MAINTENANCE LOG

5,000-Mile Maintenance Intervals

7,500-Mile Maintenance Intervals

To determine the appropriate maintenance interval for your vehicle, see page 99.

20,000 Miles or 16 Months

- | | |
|--|--|
| <input type="checkbox"/> Replace air conditioner filter (LS 430) | <input type="checkbox"/> Rotate tires |
| <input type="checkbox"/> Replace engine oil and oil filter | <input type="checkbox"/> Road-test vehicle |

Additional Maintenance Items for Special Operating Conditions:¹

- Replace air conditioner filter (ES 300², GS models, IS 300)³
- Re-torque drive shaft flange bolts
- Inspect the following:

___ Ball joints and dust covers	___ Engine air filter
___ Brake linings/drums and brake pads/discs	___ Nuts and bolts on chassis and body
___ Drive shaft boots	___ Steering linkage and boots

Dealer Service Verification

Date: _____

Mileage: _____

25,000 Miles or 20 Months

- Replace engine oil and oil filter
- Rotate tires
- Road-test vehicle

Additional Maintenance Items for Special Operating Conditions:¹

- Re-torque drive shaft flange bolts
- Inspect the following:

___ Ball joints and dust covers	___ Engine air filter
___ Brake linings/drums and brake pads/discs	___ Nuts and bolts on chassis and body
___ Drive shaft boots	___ Steering linkage and boots

Dealer Service Verification

Date: _____

Mileage: _____

22,500 Miles or 18 Months

- Replace air conditioner filter (ES 300², GS models, IS 300)⁴
- Replace engine oil and oil filter
- Rotate tires
- Road-test vehicle

Dealer Service Verification

Date: _____

Mileage: _____

30,000 Miles or 24 Months

30,000 Miles or 24 Months

- | | |
|--|--|
| <input type="checkbox"/> Replace air conditioner filter (ES 300 ² , GS models, LS 430)
<input type="checkbox"/> Replace brake fluid
<input type="checkbox"/> Replace engine air filter
<input type="checkbox"/> Replace engine coolant
<input type="checkbox"/> Inspect the following:
___ Ball joints and dust covers
___ Body (see page 127)
___ Brake lines and hoses
___ Brake linings/drums and brake pads/discs
___ Differential oil
___ Drive shaft boots
___ Exhaust pipes and mountings | <input type="checkbox"/> Replace engine oil and oil filter
<input type="checkbox"/> Re-torque drive shaft flange bolts
<input type="checkbox"/> Rotate tires
<input type="checkbox"/> Road-test vehicle

___ Fuel lines and connections, fuel tank band and fuel tank vapor vent system hoses
___ Fuel tank cap gasket
___ Rack and pinion assembly
___ Steering linkage and boots
___ Transmission fluid |
|--|--|

Additional Maintenance Items for Special Operating Conditions:¹

- Inspect nuts and bolts on chassis and body
- Replace air conditioner filter (IS 300)³
- Replace differential oil⁵

Dealer Service Verification

Date: _____

Mileage: _____

- ¹ See page 100 to determine if your vehicle requires these maintenance items.
- ² If equipped.
- ³ Only if vehicle is operated primarily on unpaved or dusty roads.
- ⁴ Do not replace if replaced at 20,000 miles/16 months.
- ⁵ Only if vehicle is operated primarily while towing a trailer or using a camper or car-top carrier.

SCHEDULED MAINTENANCE LOG

5,000-Mile Maintenance Intervals

7,500-Mile Maintenance Intervals

To determine the appropriate maintenance interval for your vehicle, see page 99.

35,000 Miles or 28 Months

- Replace engine oil and oil filter
- Rotate tires
- Road-test vehicle

Additional Maintenance Items for Special Operating Conditions:¹

- Re-torque drive shaft flange bolts
- Inspect the following:

___ Ball joints and dust covers	___ Engine air filter
___ Brake linings/drums and brake pads/discs	___ Nuts and bolts on chassis and body
___ Drive shaft boots	___ Steering linkage and boots

Dealer Service Verification

Date: _____

Mileage: _____

40,000 Miles or 32 Months

- Replace air conditioner filter (LS 430)
- Rotate tires
- Replace engine oil and oil filter
- Road-test vehicle

Additional Maintenance Items for Special Operating Conditions:¹

- Replace air conditioner filter (ES 300², GS models, IS 300)³
- Re-torque drive shaft flange bolts
- Inspect the following:

___ Ball joints and dust covers	___ Engine air filter
___ Brake linings/drums and brake pads/discs	___ Nuts and bolts on chassis and body
___ Drive shaft boots	___ Steering linkage and boots

Dealer Service Verification

Date: _____

Mileage: _____

37,500 Miles or 30 Months

- Replace air conditioner filter (ES 300², GS models)
- Replace engine oil and oil filter
- Rotate tires
- Road-test vehicle

Dealer Service Verification

Date: _____

Mileage: _____

45,000 Miles or 36 Months

45,000 Miles or 36 Months

- Replace air conditioner filter (ES 300², GS models, IS 300)⁴
- Replace engine oil and oil filter
- Re-torque drive shaft flange bolts
- Rotate tires
- Road-test vehicle
- Inspect the following:
 - Ball joints and dust covers
 - Drive shaft boots
 - Body (see page 128)
 - Exhaust pipes and mountings
 - Brake lines and hoses
 - Rack and pinion assembly
 - Brake linings/drums and brake pads/discs
 - Steering linkage and boots
 - Differential oil

Additional Maintenance Items for Special Operating Conditions:¹

- Inspect engine air filter
- Inspect nuts and bolts on chassis and body
- Replace differential oil⁵

Dealer Service Verification

Date: _____

Mileage: _____

¹ See page 100 to determine if your vehicle requires these maintenance items.

² If equipped.

³ Only if vehicle is operated primarily on unpaved or dusty roads.

⁴ Do not replace if replaced at 40,000 miles/32 months.

⁵ Only if vehicle is operated primarily while towing a trailer or using a camper or car-top carrier.

SCHEDULED MAINTENANCE LOG

5,000-Mile Maintenance Intervals

7,500-Mile Maintenance Intervals

To determine the appropriate maintenance interval for your vehicle, see page 99.

50,000 Miles or 40 Months

- | | |
|--|--|
| <input type="checkbox"/> Replace air conditioner filter (LS 430) | <input type="checkbox"/> Rotate tires |
| <input type="checkbox"/> Replace engine oil and oil filter | <input type="checkbox"/> Road-test vehicle |

Additional Maintenance Items for Special Operating Conditions:¹

- | | |
|--|--|
| <input type="checkbox"/> Replace air conditioner filter (ES 300 ² , GS models, IS 300) ³ | |
| <input type="checkbox"/> Re-torque drive shaft flange bolts | |
| <input type="checkbox"/> Inspect the following: | |
| ___ Ball joints and dust covers | ___ Engine air filter |
| ___ Brake linings/drums and brake pads/discs | ___ Nuts and bolts on chassis and body |
| ___ Drive shaft boots | ___ Steering linkage and boots |

Dealer Service Verification

Date: _____

Mileage: _____

55,000 Miles or 44 Months

- | | |
|--|---------------------------------------|
| <input type="checkbox"/> Replace engine oil and oil filter | <input type="checkbox"/> Rotate tires |
| <input type="checkbox"/> Road-test vehicle | |

Additional Maintenance Items for Special Operating Conditions:¹

- | | |
|---|--|
| <input type="checkbox"/> Re-torque drive shaft flange bolts | |
| <input type="checkbox"/> Inspect the following: | |
| ___ Ball joints and dust covers | ___ Engine air filter |
| ___ Brake linings/drums and brake pads/discs | ___ Nuts and bolts on chassis and body |
| ___ Drive shaft boots | ___ Steering linkage and boots |

Dealer Service Verification

Date: _____

Mileage: _____

52,500 Miles or 42 Months

- | | |
|--|--|
| <input type="checkbox"/> Replace air conditioner filter (ES 300 ² , GS models) ⁴ | |
| <input type="checkbox"/> Replace engine oil and oil filter | |
| <input type="checkbox"/> Rotate tires | |
| <input type="checkbox"/> Road-test vehicle | |

Dealer Service Verification

Date: _____

Mileage: _____

60,000 Miles or 48 Months

60,000 Miles or 48 Months

- | | |
|---|--|
| <ul style="list-style-type: none"> <input type="checkbox"/> Replace air conditioner filter (ES 300², GS models, LS 430) <input type="checkbox"/> Replace brake fluid <input type="checkbox"/> Replace differential oil (IS 300⁵) <input type="checkbox"/> Replace engine air filter <input type="checkbox"/> Replace engine coolant <input type="checkbox"/> Inspect the following: <ul style="list-style-type: none"> ___ Ball joints and dust covers ___ Body (see page 129) ___ Brake lines and hoses ___ Brake linings/drums and brake pads/discs ___ Differential oil ___ Drive belts ___ Drive shaft boots ___ Engine valves | <ul style="list-style-type: none"> <input type="checkbox"/> Replace engine oil and oil filter <input type="checkbox"/> Replace spark plugs (GS 300, IS 300)⁶ <input type="checkbox"/> Re-torque drive shaft flange bolts <input type="checkbox"/> Rotate tires <input type="checkbox"/> Road-test vehicle ___ Exhaust pipes and mountings ___ Fuel lines and connections, fuel tank band and fuel tank vapor vent system hoses ___ Fuel tank cap gasket ___ Rack and pinion assembly ___ Steering linkage and boots ___ Transmission fluid |
|---|--|

Additional Maintenance Items for Special Operating Conditions:¹

- | | |
|---|--|
| <ul style="list-style-type: none"> <input type="checkbox"/> Inspect nuts and bolts on chassis and body <input type="checkbox"/> Replace air conditioner filter (IS 300)³ | <ul style="list-style-type: none"> <input type="checkbox"/> Replace differential oil⁷ <input type="checkbox"/> Replace transmission fluid⁷ |
|---|--|

Dealer Service Verification

Date: _____

Mileage: _____

¹ See page 100 to determine if your vehicle requires these maintenance items.

² If equipped.

³ Only if vehicle is operated primarily on unpaved or dusty roads.

⁴ Do not replace if replaced at 50,000 miles/40 months.

⁵ If equipped with limited-slip differential.

⁶ Required under the terms of the Emission Control Warranty.

⁷ Only if vehicle is operated primarily while towing a trailer or using a camper or car-top carrier.

SCHEDULED MAINTENANCE LOG

5,000-Mile Maintenance Intervals

7,500-Mile Maintenance Intervals

To determine the appropriate maintenance interval for your vehicle, see page 99.

65,000 Miles or 52 Months

- Replace engine oil and oil filter
- Rotate tires
- Road-test vehicle

Additional Maintenance Items for Special Operating Conditions:¹

- Re-torque drive shaft flange bolts
- Inspect the following:

___Ball joints and dust covers	___Engine air filter
___Brake linings/drums and brake pads/discs	___Nuts and bolts on chassis and body

Dealer Service Verification

Date: _____

Mileage: _____

70,000 Miles or 56 Months

- | | |
|--|--|
| <input type="checkbox"/> Replace air conditioner filter (LS 430) | <input type="checkbox"/> Rotate tires |
| <input type="checkbox"/> Replace engine oil and oil filter | <input type="checkbox"/> Road-test vehicle |

Additional Maintenance Items for Special Operating Conditions:¹

- Replace air conditioner filter (ES 300², GS models, IS 300)³
- Re-torque drive shaft flange bolts
- Inspect the following:

___Ball joints and dust covers	___Engine air filter
___Brake linings/drums and brake pads/discs	___Nuts and bolts on chassis and body
___Drive shaft boots	___Steering linkage and boots

Dealer Service Verification

Date: _____

Mileage: _____

67,500 Miles or 54 Months

- Replace air conditioner filter (ES 300², GS models, IS 300⁴)
- Replace engine oil and oil filter
- Rotate tires
- Road-test vehicle

Dealer Service Verification

Date: _____

Mileage: _____

75,000 Miles or 60 Months

75,000 Miles or 60 Months

- Replace air conditioner filter (ES 300², GS models)⁵
- Replace engine oil and oil filter
- Re-torque drive shaft flange bolts
- Rotate tires
- Road-test vehicle
- Inspect the following:

<input type="checkbox"/> Ball joints and dust covers	<input type="checkbox"/> Drive belts
<input type="checkbox"/> Body (see page 130)	<input type="checkbox"/> Drive shaft boots
<input type="checkbox"/> Brake lines and hoses	<input type="checkbox"/> Exhaust pipes and mountings
<input type="checkbox"/> Brake linings/drums and brake pads/discs	<input type="checkbox"/> Rack and pinion assembly
<input type="checkbox"/> Differential oil	<input type="checkbox"/> Steering linkage and boots

Additional Maintenance Items for Special Operating Conditions:¹

- Inspect engine air filter
- Inspect nuts and bolts on chassis and body
- Replace differential oil⁶

Dealer Service Verification

Date: _____

Mileage: _____

¹ See page 100 to determine if your vehicle requires these maintenance items.

² If equipped.

³ Only if vehicle is operated primarily on unpaved or dusty roads.

⁴ Do not replace if replaced at 60,000 miles/48 months.

⁵ Do not replace if replaced at 70,000 miles/56 months.

⁶ Only if vehicle is operated primarily while towing a trailer or using a camper or car-top carrier.

SCHEDULED MAINTENANCE LOG

5,000-Mile Maintenance Intervals

7,500-Mile Maintenance Intervals

To determine the appropriate maintenance interval for your vehicle, see page 99.

80,000 Miles or 64 Months

- Replace air conditioner filter (LS 430)
- Rotate tires
- Replace engine oil and oil filter
- Road-test vehicle

Additional Maintenance Items for Special Operating Conditions:¹

- Replace air conditioner filter (ES 300², GS models, IS 300)³
- Re-torque drive shaft flange bolts
- Inspect the following:

___ Ball joints and dust covers	___ Engine air filter
___ Brake linings/drums and brake pads/discs	___ Nuts and bolts on chassis and body
___ Drive shaft boots	___ Steering linkage and boots

Dealer Service Verification

Date: _____

Mileage: _____

85,000 Miles or 68 Months

- Replace engine oil and oil filter
- Rotate tires
- Road-test vehicle

Additional Maintenance Items for Special Operating Conditions:¹

- Re-torque drive shaft flange bolts
- Inspect the following:

___ Ball joints and dust covers	___ Engine air filter
___ Brake linings/drums and brake pads/discs	___ Nuts and bolts on chassis and body
___ Drive shaft boots	___ Steering linkage and boots

Dealer Service Verification

Date: _____

Mileage: _____

82,500 Miles or 66 Months

- Replace air conditioner filter (ES 300², GS models)⁴
- Replace engine oil and oil filter
- Rotate tires
- Road-test vehicle

Dealer Service Verification

Date: _____

Mileage: _____

90,000 Miles or 72 Months

90,000 Miles or 72 Months

- | | |
|--|--|
| <input type="checkbox"/> Replace air conditioner filter
(ES 300 ² , GS models, IS 300, LS 430) | <input type="checkbox"/> Replace engine oil and oil filter |
| <input type="checkbox"/> Replace brake fluid | <input type="checkbox"/> Replace timing belt |
| <input type="checkbox"/> Replace engine air filter | <input type="checkbox"/> Re-torque drive shaft flange bolts |
| <input type="checkbox"/> Replace engine coolant | <input type="checkbox"/> Rotate tires |
| <input type="checkbox"/> Inspect the following: | <input type="checkbox"/> Road-test vehicle |
| ___ Ball joints and dust covers | ___ Fuel lines and connections, fuel tank band and fuel tank vapor vent system hoses |
| ___ Body (see page 131) | ___ Fuel tank cap gasket |
| ___ Brake lines and hoses | ___ Rack and pinion assembly |
| ___ Brake linings/drums and brake pads/discs | ___ Steering linkage and boots |
| ___ Differential oil | ___ Transmission fluid |
| ___ Drive belts | |
| ___ Drive shaft boots | |
| ___ Exhaust pipes and mountings | |

Additional Maintenance Items for Special Operating Conditions:¹

- Inspect nuts and bolts on chassis and body
- Replace differential oil⁵

Dealer Service Verification

Date: _____

Mileage: _____

- ¹ See page 100 to determine if your vehicle requires these maintenance items.
- ² If equipped.
- ³ Only if vehicle is operated primarily on unpaved or dusty roads.
- ⁴ Do not replace if replaced at 80,000 miles/64 months.
- ⁵ Only if vehicle is operated primarily while towing a trailer or using a camper or car-top carrier.

SCHEDULED MAINTENANCE LOG

5,000-Mile Maintenance Intervals

7,500-Mile Maintenance Intervals

To determine the appropriate maintenance interval for your vehicle, see page 99.

95,000 Miles or 76 Months

- Replace engine oil and oil filter
- Rotate tires
- Road-test vehicle

Additional Maintenance Items for Special Operating Conditions:¹

- Re-torque drive shaft flange bolts
- Inspect the following:

___ Ball joints and dust covers	___ Engine air filter
___ Brake linings/drums and brake pads/discs	___ Nuts and bolts on chassis and body
___ Drive shaft boots	___ Steering linkage and boots

Dealer Service Verification

Date: _____

Mileage: _____

100,000 Miles or 80 Months

- | | |
|--|--|
| <input type="checkbox"/> Replace air conditioner filter (LS 430) | <input type="checkbox"/> Rotate tires |
| <input type="checkbox"/> Replace engine oil and oil filter | <input type="checkbox"/> Road-test vehicle |

Additional Maintenance Items for Special Operating Conditions:¹

- Replace air conditioner filter (ES 300², GS models, IS 300)³
- Re-torque drive shaft flange bolts
- Inspect the following:

___ Ball joints and dust covers	___ Engine air filter
___ Brake linings/drums and brake pads/discs	___ Nuts and bolts on chassis and body
___ Drive shaft boots	___ Steering linkage and boots

Dealer Service Verification

Date: _____

Mileage: _____

97,500 Miles or 78 Months

- Replace air conditioner filter (ES 300², GS models)
- Replace engine oil and oil filter
- Rotate tires
- Road-test vehicle

Dealer Service Verification

Date: _____

Mileage: _____

105,000 Miles or 84 Months

105,000 Miles or 84 Months

- Replace air conditioner filter (ES 300², GS models)⁴
- Replace engine oil and oil filter
- Re-torque drive shaft flange bolts
- Rotate tires
- Road-test vehicle
- Inspect the following:
 - Ball joints and dust covers
 - Drive belts
 - Body
 - Drive shaft boots
 - Brake lines and hoses
 - Exhaust pipes and mountings
 - Brake linings/drums and brake pads/discs
 - Rack and pinion assembly
 - Differential oil
 - Steering linkage and boots

Additional Maintenance Items for Special Operating Conditions:¹

- Inspect engine air filter
- Inspect nuts and bolts on chassis and body
- Replace differential oil⁵

Dealer Service Verification

Date: _____

Mileage: _____

¹ See page 100 to determine if your vehicle requires these maintenance items.

² If equipped.

³ Only if vehicle is operated primarily on unpaved or dusty roads.

⁴ Do not replace if replaced at 100,00 miles/80 months.

⁵ Only if vehicle is operated primarily while towing a trailer or using a camper or car-top carrier.

SCHEDULED MAINTENANCE LOG

5,000-Mile Maintenance Intervals

7,500-Mile Maintenance Intervals

To determine the appropriate maintenance interval for your vehicle, see page 99.

110,000 Miles or 88 Months

- Replace air conditioner filter (LS 430)
- Rotate tires
- Replace engine oil and oil filter
- Road-test vehicle

Additional Maintenance Items for Special Operating Conditions:¹

- Replace air conditioner filter (ES 300², GS models, IS 300)³
- Re-torque drive shaft flange bolts
- Inspect the following:

___Ball joints and dust covers	___Engine air filter
___Brake linings/drums and brake pads/discs	___Nuts and bolts on chassis and body
___Drive shaft boots	___Steering linkage and boots

Dealer Service Verification

Date: _____

Mileage: _____

115,000 Miles or 92 Months

- Replace engine oil and oil filter
- Rotate tires
- Road-test vehicle

Additional Maintenance Items for Special Operating Conditions:¹

- Re-torque drive shaft flange bolts
- Inspect the following:

___Ball joints and dust covers	___Engine air filter
___Brake linings/drums and brake pads/discs	___Nuts and bolts on chassis and body
___Drive shaft boots	___Steering linkage and boots

Dealer Service Verification

Date: _____

Mileage: _____

112,500 Miles or 90 Months

- Replace air conditioner filter (ES 300², GS models, IS 300)⁴
- Replace engine oil and oil filter
- Rotate tires
- Road-test vehicle

Dealer Service Verification

Date: _____

Mileage: _____

120,000 Miles or 96 Months

120,000 Miles or 96 Months

- | | |
|--|--|
| <ul style="list-style-type: none"> <input type="checkbox"/> Replace air conditioner filter (ES 300², GS models, LS 430) <input type="checkbox"/> Replace brake fluid <input type="checkbox"/> Replace differential oil (IS 300⁵) <input type="checkbox"/> Replace engine air filter <input type="checkbox"/> Replace engine coolant <input type="checkbox"/> Inspect the following: <ul style="list-style-type: none"> ___ Ball joints and dust covers ___ Body ___ Brake lines and hoses ___ Brake linings/drums and brake pads/discs ___ Differential oil ___ Drive belts ___ Drive shaft boots ___ Engine valves | <ul style="list-style-type: none"> <input type="checkbox"/> Replace engine oil and oil filter <input type="checkbox"/> Replace spark plugs⁶ <input type="checkbox"/> Re-torque drive shaft flange bolts <input type="checkbox"/> Rotate tires <input type="checkbox"/> Road-test vehicle |
|--|--|

Additional Maintenance Items for Special Operating Conditions:¹

- | | |
|---|--|
| <ul style="list-style-type: none"> <input type="checkbox"/> Inspect nuts and bolts on chassis and body <input type="checkbox"/> Replace air conditioner filter (IS 300)³ | <ul style="list-style-type: none"> <input type="checkbox"/> Replace differential oil⁷ <input type="checkbox"/> Replace transmission fluid⁷ |
|---|--|

Dealer Service Verification

Date: _____

Mileage: _____

¹ See page 100 to determine if your vehicle requires these maintenance items.

² If equipped.

³ Only if vehicle is operated primarily on unpaved or dusty roads.

⁴ Do not replace if replaced at 110,000 miles/88 months.

⁵ If equipped with limited-slip differential.

⁶ Required under the terms of the Emission Control Warranty.

⁷ Only if vehicle is operated primarily while towing a trailer or using a camper or car-top carrier.

SCHEDULED MAINTENANCE LOG

5,000-Mile Maintenance Intervals

7,500-Mile Maintenance Intervals

To determine the appropriate maintenance interval for your vehicle, see page 99.

125,000 Miles or 100 Months

- Replace engine oil and oil filter
- Rotate tires
- Road-test vehicle

Additional Maintenance Items for Special Operating Conditions:¹

- Re-torque drive shaft flange bolts
- Inspect the following:

___ Ball joints and dust covers	___ Engine air filter
___ Brake linings/drums and brake pads/discs	___ Nuts and bolts on chassis and body
___ Drive shaft boots	___ Steering linkage and boots

Dealer Service Verification

Date: _____

Mileage: _____

130,000 Miles or 104 Months

- | | |
|--|--|
| <input type="checkbox"/> Replace air conditioner filter (LS 430) | <input type="checkbox"/> Rotate tires |
| <input type="checkbox"/> Replace engine oil and oil filter | <input type="checkbox"/> Road-test vehicle |

Additional Maintenance Items for Special Operating Conditions:¹

- Replace air conditioner filter (ES 300², GS models, IS 300)³
- Re-torque drive shaft flange bolts
- Inspect the following:

___ Ball joints and dust covers	___ Engine air filter
___ Brake linings/drums and brake pads/discs	___ Nuts and bolts on chassis and body
___ Drive shaft boots	___ Steering linkage and boots

Dealer Service Verification

Date: _____

Mileage: _____

127,500 Miles or 102 Months

- Replace air conditioner filter (ES 300², GS models, IS 300⁴)
- Replace engine oil and oil filter
- Rotate tires
- Road-test vehicle

Dealer Service Verification

Date: _____

Mileage: _____

135,000 Miles or 108 Months

135,000 Miles or 108 Months

- Replace air conditioner filter (ES 300², GS models, IS 300)⁴
- Replace engine oil and oil filter
- Re-torque drive shaft flange bolts
- Rotate tires
- Road-test vehicle
- Inspect the following:
 - Ball joints and dust covers
 - Drive belts
 - Body
 - Drive shaft boots
 - Brake lines and hoses
 - Exhaust pipes and mountings
 - Brake linings/drums and brake pads/discs
 - Rack and pinion assembly
 - Differential oil
 - Steering linkage and boots

Additional Maintenance Items for Special Operating Conditions:¹

- Inspect engine air filter
- Inspect nuts and bolts on chassis and body
- Replace differential oil⁵

Dealer Service Verification

Date: _____

Mileage: _____

¹ See page 100 to determine if your vehicle requires these maintenance items.

² If equipped.

³ Only if vehicle is operated primarily on unpaved or dusty roads.

⁴ Do not replace if replaced at 130,000 miles/104 months.

⁵ Only if vehicle is operated primarily while towing a trailer or using a camper or car-top carrier.

SCHEDULED MAINTENANCE LOG

5,000-Mile Maintenance Intervals

7,500-Mile Maintenance Intervals

To determine the appropriate maintenance interval for your vehicle, see page 99.

140,000 Miles or 112 Months

- | | |
|--|--|
| <input type="checkbox"/> Replace air conditioner filter (LS 430) | <input type="checkbox"/> Rotate tires |
| <input type="checkbox"/> Replace engine oil and oil filter | <input type="checkbox"/> Road-test vehicle |

Additional Maintenance Items for Special Operating Conditions:¹

- | | | | | | | | | |
|--|--|-----------------------|--|--|-----------------|--------------------------------|-----------------------|--|
| <input type="checkbox"/> Replace air conditioner filter (ES 300 ² , GS models, IS 300) ³ | | | | | | | | |
| <input type="checkbox"/> Re-torque drive shaft flange bolts | | | | | | | | |
| <input type="checkbox"/> Inspect the following: | | | | | | | | |
| <table border="0" style="width: 100%;"> <tr> <td>___ Ball joints and dust covers</td> <td>___ Engine air filter</td> </tr> <tr> <td>___ Brake linings/drums and brake pads/discs</td> <td>___ Nuts and bolts on chassis and body</td> </tr> <tr> <td>___ Drive belts</td> <td>___ Steering linkage and boots</td> </tr> <tr> <td>___ Drive shaft boots</td> <td></td> </tr> </table> | ___ Ball joints and dust covers | ___ Engine air filter | ___ Brake linings/drums and brake pads/discs | ___ Nuts and bolts on chassis and body | ___ Drive belts | ___ Steering linkage and boots | ___ Drive shaft boots | |
| ___ Ball joints and dust covers | ___ Engine air filter | | | | | | | |
| ___ Brake linings/drums and brake pads/discs | ___ Nuts and bolts on chassis and body | | | | | | | |
| ___ Drive belts | ___ Steering linkage and boots | | | | | | | |
| ___ Drive shaft boots | | | | | | | | |

Dealer Service Verification

Date: _____

Mileage: _____

145,000 Miles or 116 Months

- | |
|--|
| <input type="checkbox"/> Replace engine oil and oil filter |
| <input type="checkbox"/> Rotate tires |
| <input type="checkbox"/> Road-test vehicle |

Additional Maintenance Items for Special Operating Conditions:¹

- | | | | | | | |
|--|--|-----------------------|--|--|-----------------------|--------------------------------|
| <input type="checkbox"/> Re-torque drive shaft flange bolts | | | | | | |
| <input type="checkbox"/> Inspect the following: | | | | | | |
| <table border="0" style="width: 100%;"> <tr> <td>___ Ball joints and dust covers</td> <td>___ Engine air filter</td> </tr> <tr> <td>___ Brake linings/drums and brake pads/discs</td> <td>___ Nuts and bolts on chassis and body</td> </tr> <tr> <td>___ Drive shaft boots</td> <td>___ Steering linkage and boots</td> </tr> </table> | ___ Ball joints and dust covers | ___ Engine air filter | ___ Brake linings/drums and brake pads/discs | ___ Nuts and bolts on chassis and body | ___ Drive shaft boots | ___ Steering linkage and boots |
| ___ Ball joints and dust covers | ___ Engine air filter | | | | | |
| ___ Brake linings/drums and brake pads/discs | ___ Nuts and bolts on chassis and body | | | | | |
| ___ Drive shaft boots | ___ Steering linkage and boots | | | | | |

Dealer Service Verification

Date: _____

Mileage: _____

142,500 Miles or 114 Months

- | |
|--|
| <input type="checkbox"/> Replace air conditioner filter (ES 300 ² , GS models) ⁴ |
| <input type="checkbox"/> Replace engine oil and oil filter |
| <input type="checkbox"/> Rotate tires |
| <input type="checkbox"/> Road-test vehicle |

Dealer Service Verification

Date: _____

Mileage: _____

150,000 Miles or 120 Months

150,000 Miles or 120 Months

- | | |
|---|--|
| <input type="checkbox"/> Replace air conditioner filter
(ES 300 ² , GS models, LS 430) | <input type="checkbox"/> Replace engine oil and oil filter |
| <input type="checkbox"/> Replace brake fluid | <input type="checkbox"/> Re-torque drive shaft flange bolts |
| <input type="checkbox"/> Replace engine air filter | <input type="checkbox"/> Rotate tires |
| <input type="checkbox"/> Replace engine coolant | <input type="checkbox"/> Road-test vehicle |
| <input type="checkbox"/> Inspect the following: | |
| ___ Ball joints and dust covers
___ Body
___ Brake lines and hoses
___ Brake linings/drums and brake pads/discs
___ Differential oil
___ Drive belts
___ Drive shaft boots
___ Exhaust pipes and mountings | ___ Fuel lines and connections, fuel
tank band and fuel tank vapor
vent system hoses
___ Fuel tank cap gasket
___ Rack and pinion assembly
___ Steering linkage and boots
___ Transmission fluid |

Additional Maintenance Items for Special Operating Conditions:¹

- Inspect nuts and bolts on chassis and body
- Replace air conditioner filter (IS 300)³
- Replace differential oil⁵

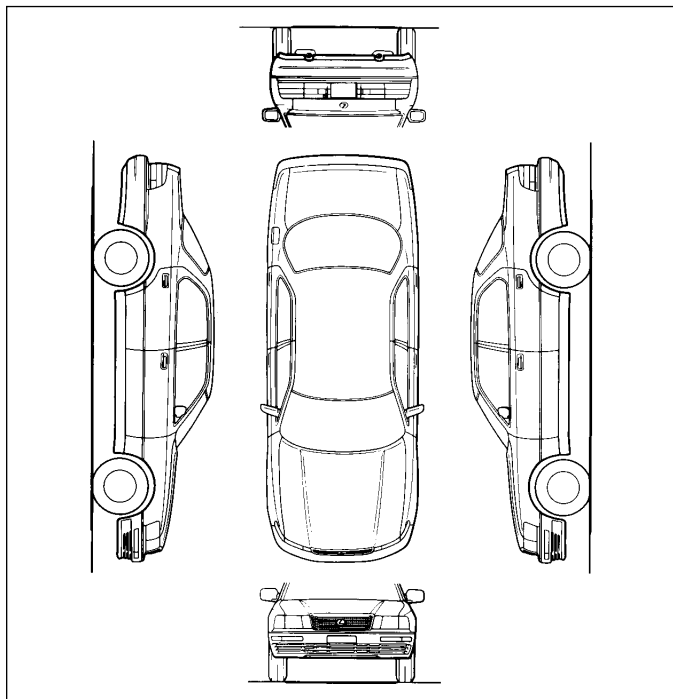
Dealer Service Verification

Date: _____

Mileage: _____

- ¹ See page 100 to determine if your vehicle requires these maintenance items.
- ² If equipped.
- ³ Only if vehicle is operated primarily on unpaved or dusty roads.
- ⁴ Do not replace if replaced at 140,000 miles/112 months.
- ⁵ Only if vehicle is operated primarily while towing a trailer or using a camper or car-top carrier.

BODY INSPECTION LOG



Technician: Indicate where attention is needed by marking "x" in appropriate spots on diagram.

15,000 Miles or 12 Months

Dealer Service Verification

Date: _____

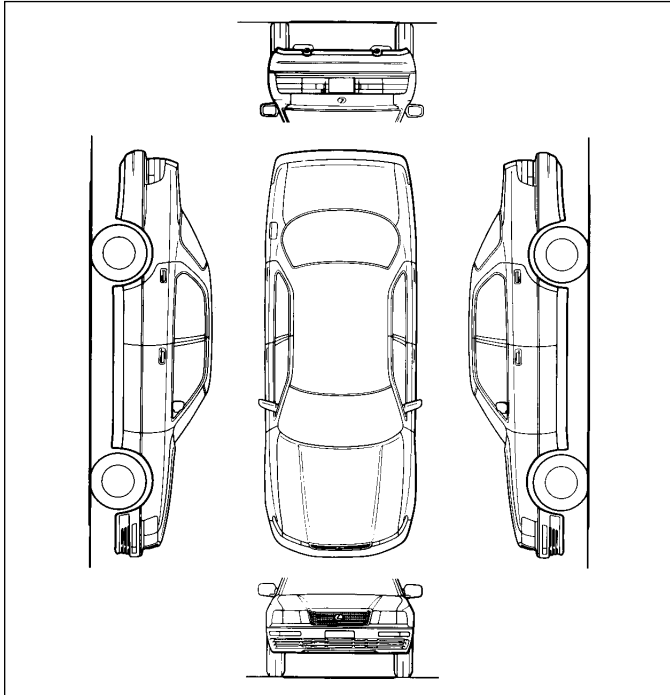
Mileage: _____

30,000 Miles or 24 Months

Dealer Service Verification

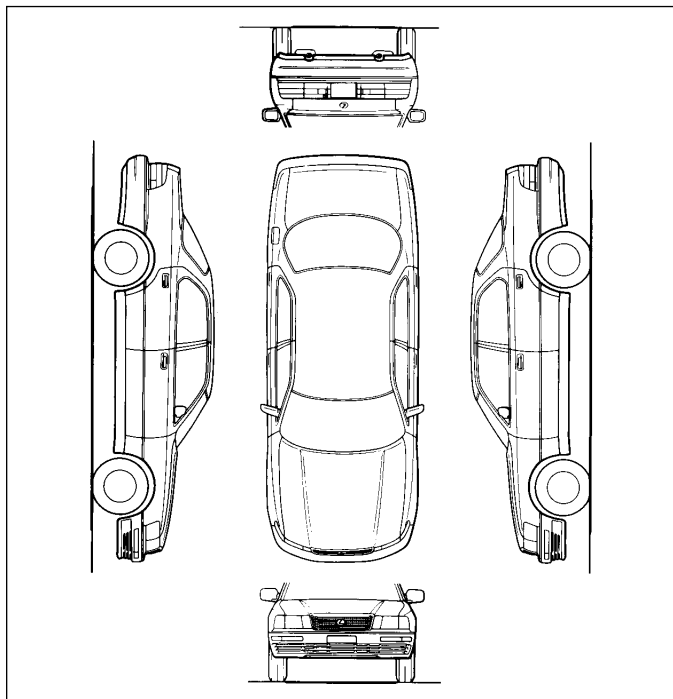
Date: _____

Mileage: _____



Technician: Indicate where attention is needed by marking "x" in appropriate spots on diagram.

BODY INSPECTION LOG



Technician: Indicate where attention is needed by marking "x" in appropriate spots on diagram.

45,000 Miles or 36 Months

Dealer Service Verification

Date: _____

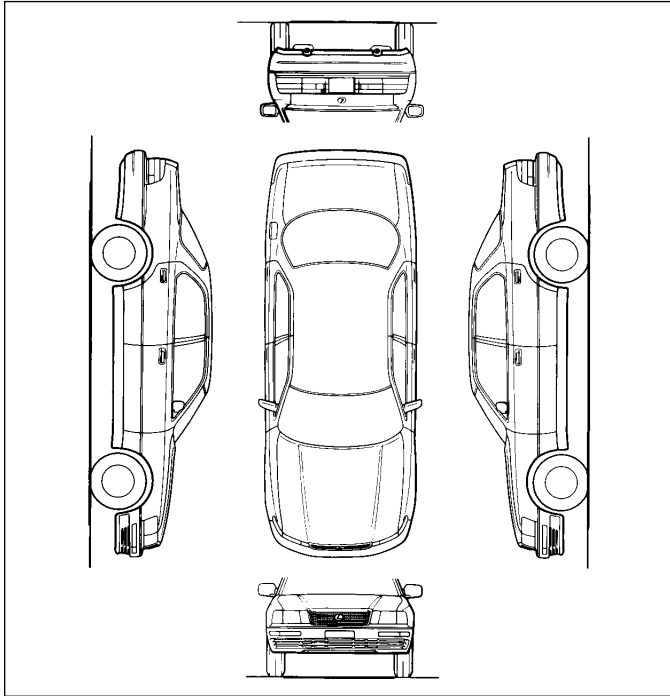
Mileage: _____

60,000 Miles or 48 Months

Dealer Service Verification

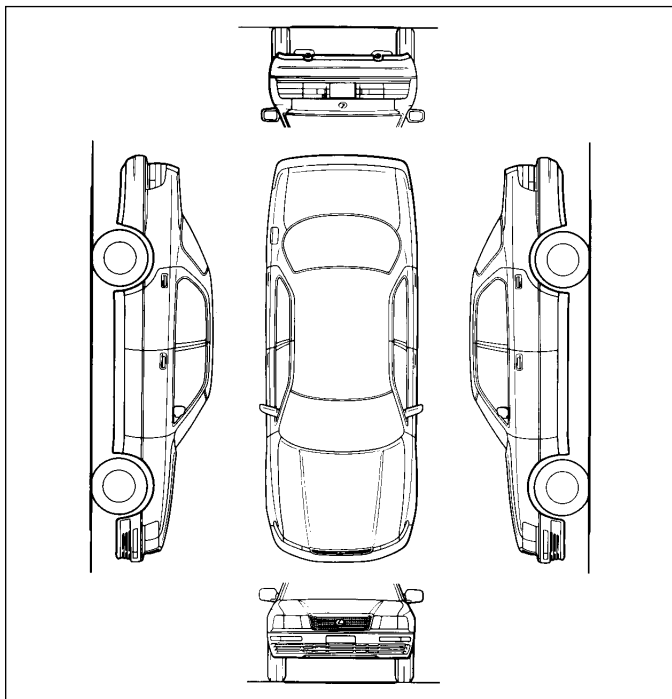
Date: _____

Mileage: _____



Technician: Indicate where attention is needed by marking "x" in appropriate spots on diagram.

BODY INSPECTION LOG



Technician: Indicate where attention is needed by marking "x" in appropriate spots on diagram.

75,000 Miles or 60 Months

Dealer Service Verification

Date: _____

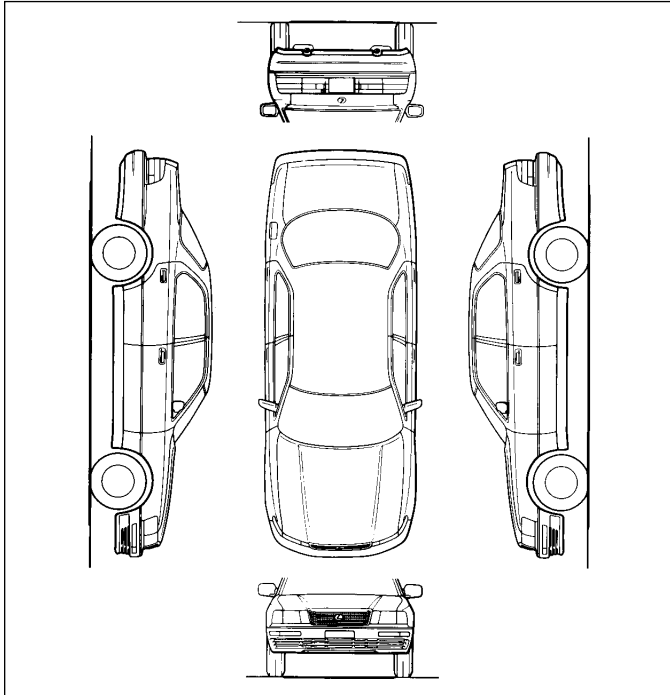
Mileage: _____

90,000 Miles or 72 Months

Dealer Service Verification

Date: _____

Mileage: _____



Technician: Indicate where attention is needed by marking "x" in appropriate spots on diagram.

VEHICLE IDENTIFICATION

Model _____

Body style _____

In-service date _____


Mileage at delivery _____

Selling dealership _____


Selling dealership phone number _____

Key number _____

Vehicle identification number _____



NO POSTAGE
NECESSARY
IF MAILED
IN THE
UNITED STATES




BUSINESS REPLY MAIL
FIRST-CLASS MAIL PERMIT NO. 449 TORRANCE, CA


POSTAGE WILL BE PAID BY THE ADDRESSEE

LEXUS DIVISION
L202
ATTN: CUSTOMER SATISFACTION
PO BOX 2991
TORRANCE CA 90509-9975





NO POSTAGE
NECESSARY
IF MAILED
IN THE
UNITED STATES



BUSINESS REPLY MAIL
FIRST-CLASS MAIL PERMIT NO. 449 TORRANCE, CA

POSTAGE WILL BE PAID BY THE ADDRESSEE

LEXUS DIVISION
L202
ATTN: CUSTOMER SATISFACTION
PO BOX 2991
TORRANCE CA 90509-9975

