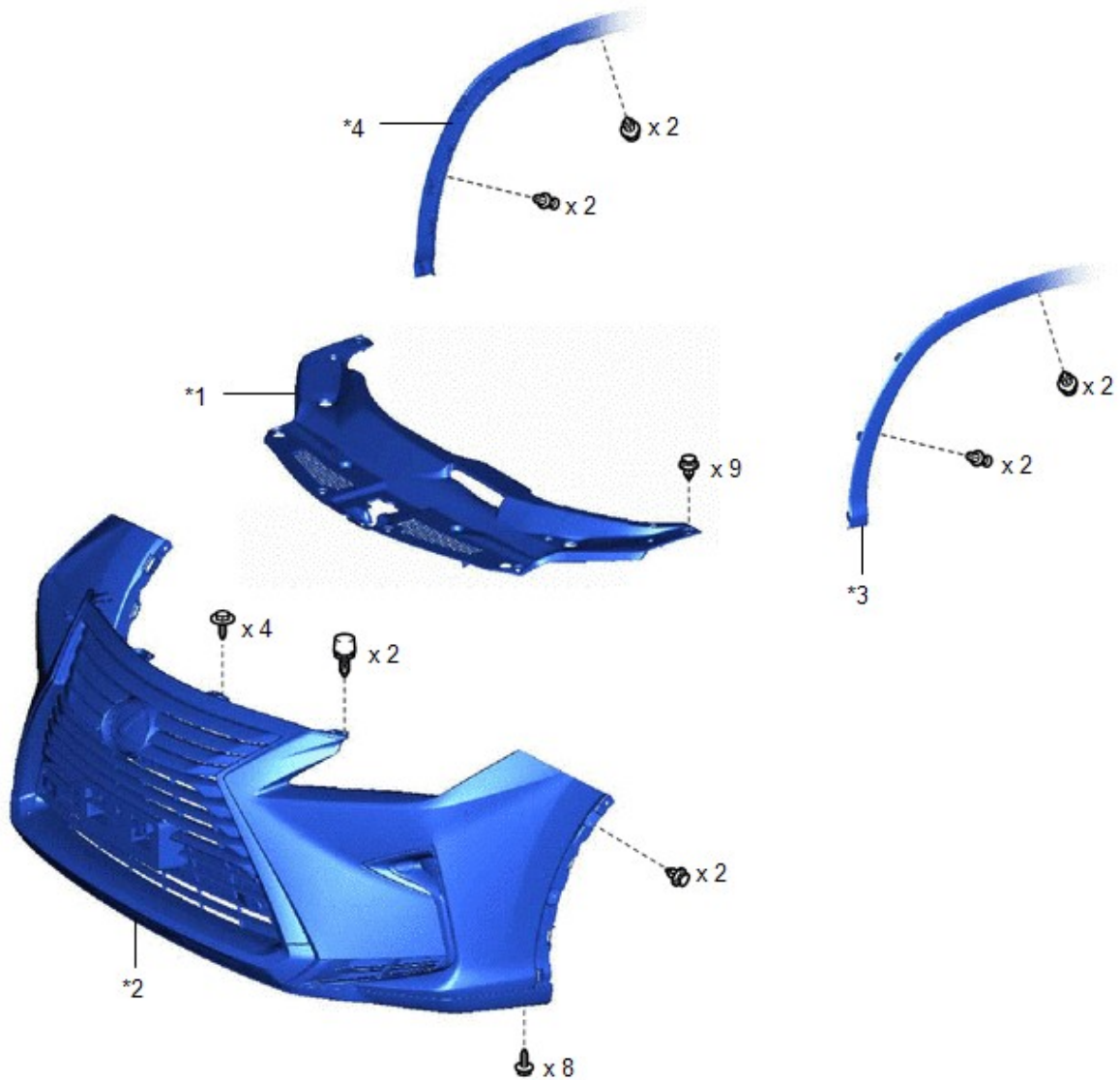


<b>Last Modified:</b> 04-16-2018	6.8:8.0.48	<b>Doc ID:</b> RM100000000REMD
<b>Model Year Start:</b> 2016	<b>Model:</b> RX350	<b>Prod Date Range:</b> [09/2015 - ]
<b>Title:</b> EXTERIOR PANELS / TRIM: FRONT BUMPER: COMPONENTS; 2016 - 2018 MY RX350 [09/2015 - ]		

## COMPONENTS

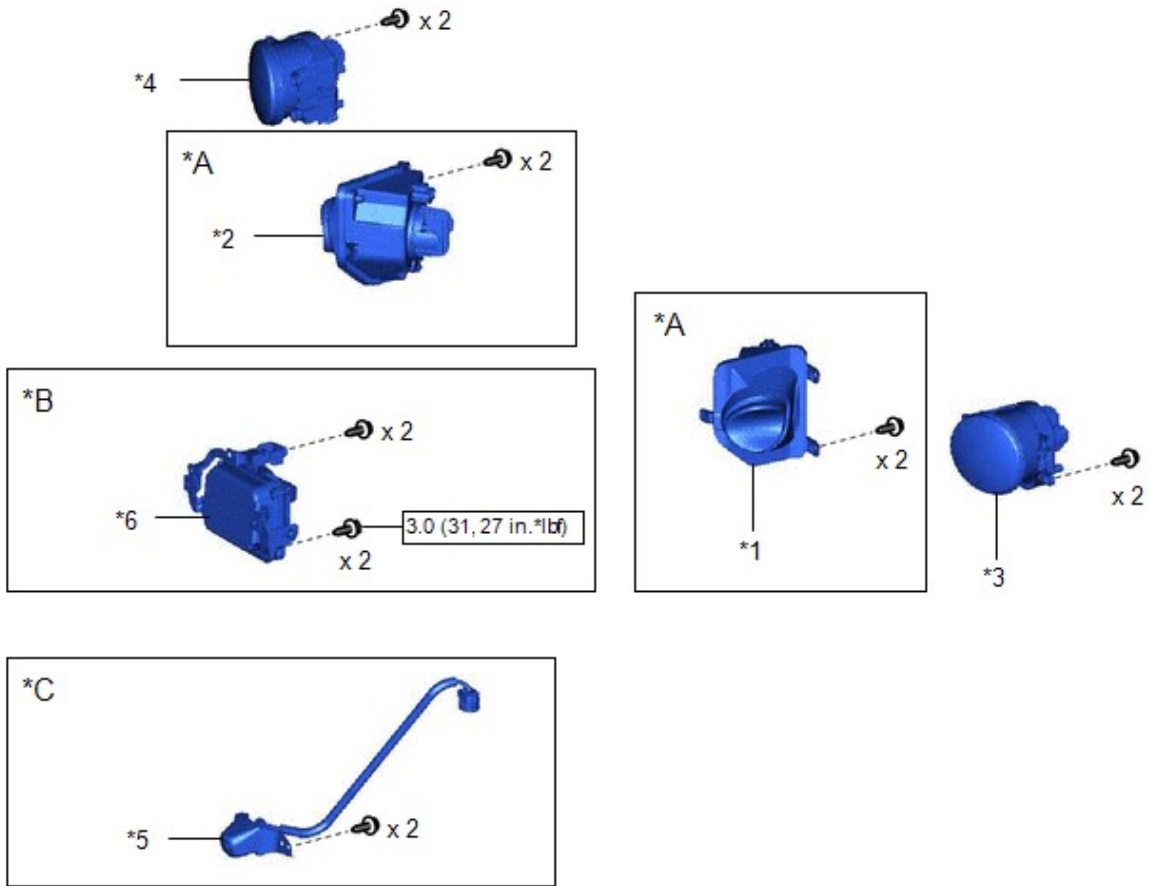
## ILLUSTRATION




P

*1	COOL AIR INTAKE DUCT SEAL	*2	FRONT BUMPER ASSEMBLY
*3	FRONT FENDER MOULDING SUB-ASSEMBLY LH	*4	FRONT FENDER MOULDING SUB-ASSEMBLY RH

# ILLUSTRATION

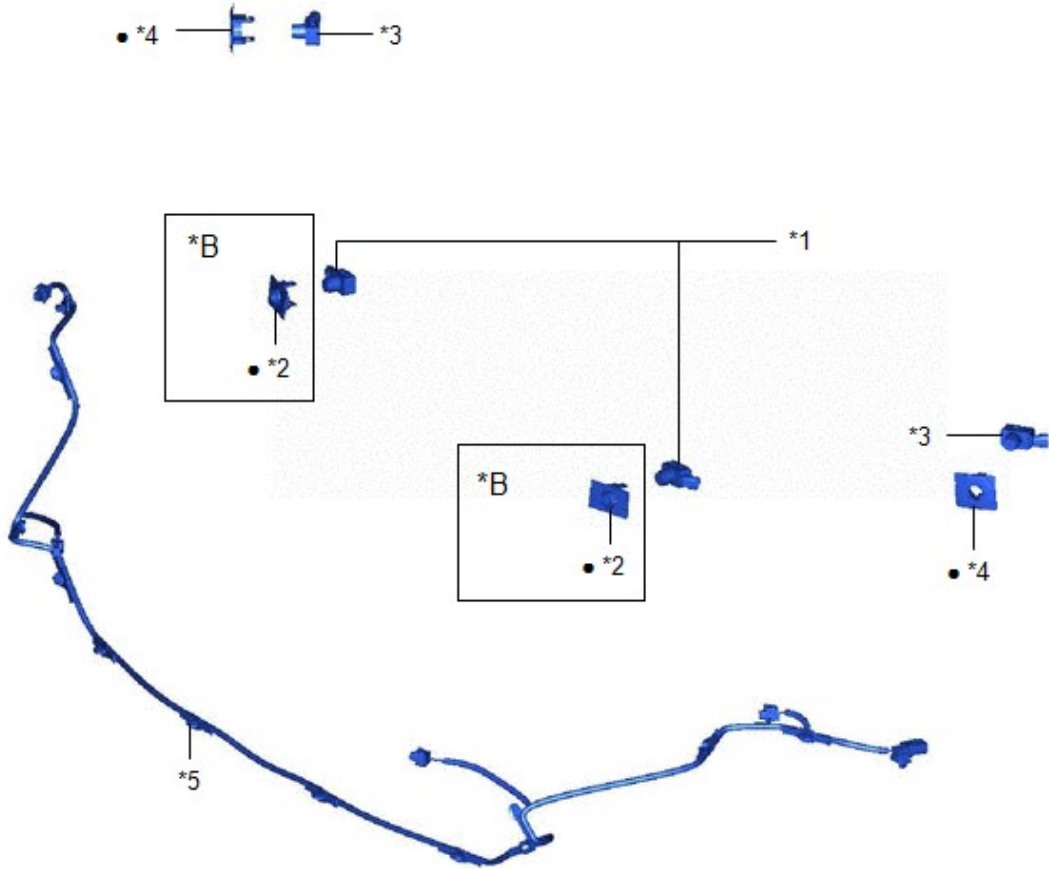


P

*A	w/ Cornering Light	*B	w/ Pre-collision System
*C	w/ Panoramic View Monitor System	-	-
*1	CORNERING LIGHT ASSEMBLY LH	*2	CORNERING LIGHT ASSEMBLY RH
*3	FOG LIGHT ASSEMBLY LH	*4	FOG LIGHT ASSEMBLY RH
*5	FRONT TELEVISION CAMERA ASSEMBLY	*6	MILLIMETER WAVE RADAR SENSOR ASSEMBLY
	N*m (kgf*cm, ft.*lbf): Specified torque	-	-

# ILLUSTRATION

\*A

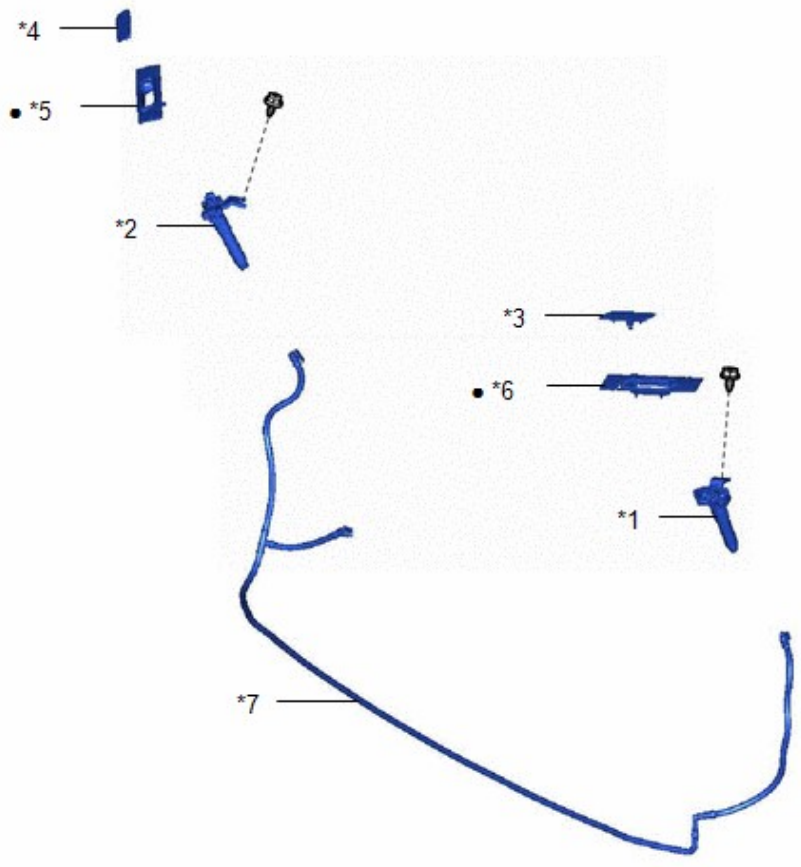


P

*A	w/ Intuitive Parking Assist System	*B	for TMMC Made with Bar Type Radiator Grille
*1	NO. 1 ULTRASONIC SENSOR	*2	NO. 1 ULTRASONIC SENSOR RETAINER
*3	NO. 2 ULTRASONIC SENSOR	*4	NO. 2 ULTRASONIC SENSOR RETAINER
*5	NO. 4 ENGINE ROOM WIRE	-	-
•	Non-reusable part	-	-

# ILLUSTRATION

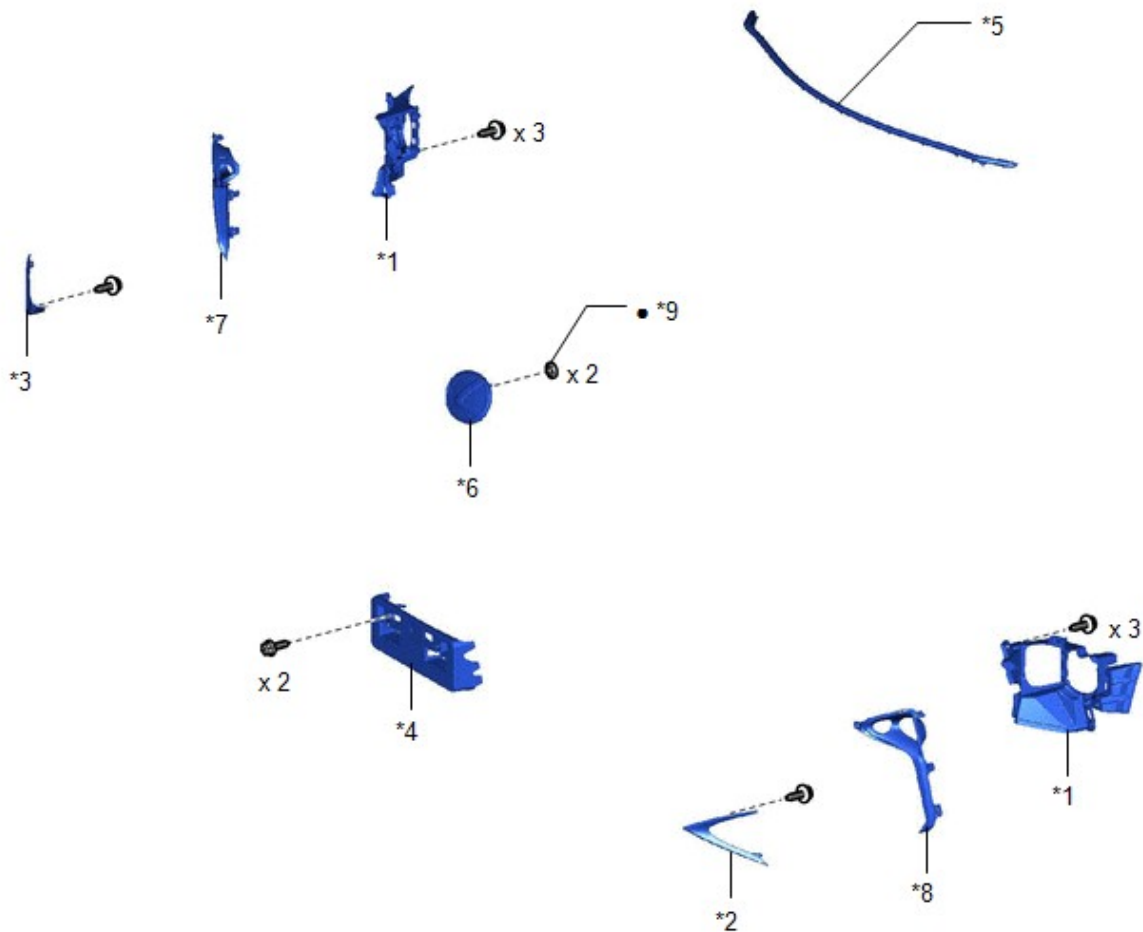
\*A



P

*A	w/ Headlight Cleaner System	-	-
*1	HEADLIGHT WASHER ACTUATOR SUB-ASSEMBLY LH	*2	HEADLIGHT WASHER ACTUATOR SUB-ASSEMBLY RH
*3	HEADLIGHT WASHER COVER LH	*4	HEADLIGHT WASHER COVER RH
*5	NO. 1 WASHER BRACKET	*6	NO. 2 WASHER BRACKET
*7	WASHER HOSE	-	-
•	Non-reusable part	-	-

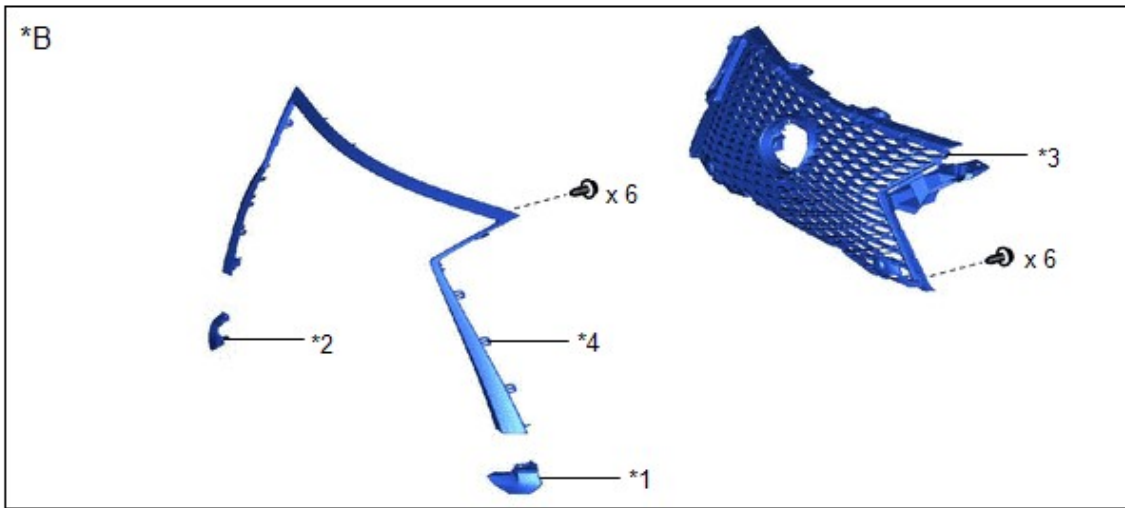
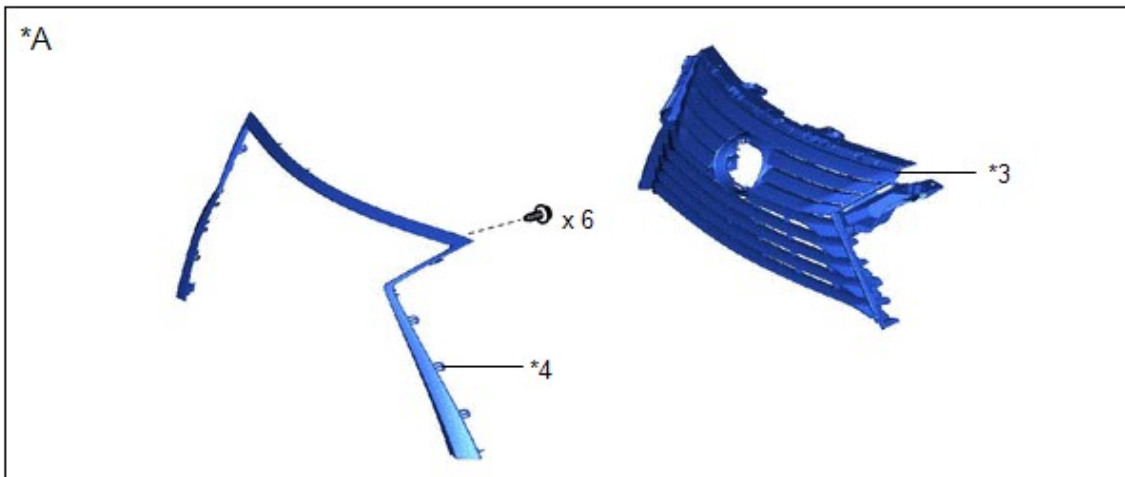
# ILLUSTRATION



P

*1	BRACKET	*2	FOG LIGHT COVER LH
*3	FOG LIGHT COVER RH	*4	FRONT BUMPER EXTENSION MOUNTING BRACKET
*5	HOOD TO RADIATOR GRILLE SEAL	*6	RADIATOR GRILLE (OR FRONT PANEL) EMBLEM
*7	NO. 1 RADIATOR GRILLE GARNISH	*8	NO. 2 RADIATOR GRILLE GARNISH
*9	SPRING NUT	-	-
●	Non-reusable part	-	-

# ILLUSTRATION

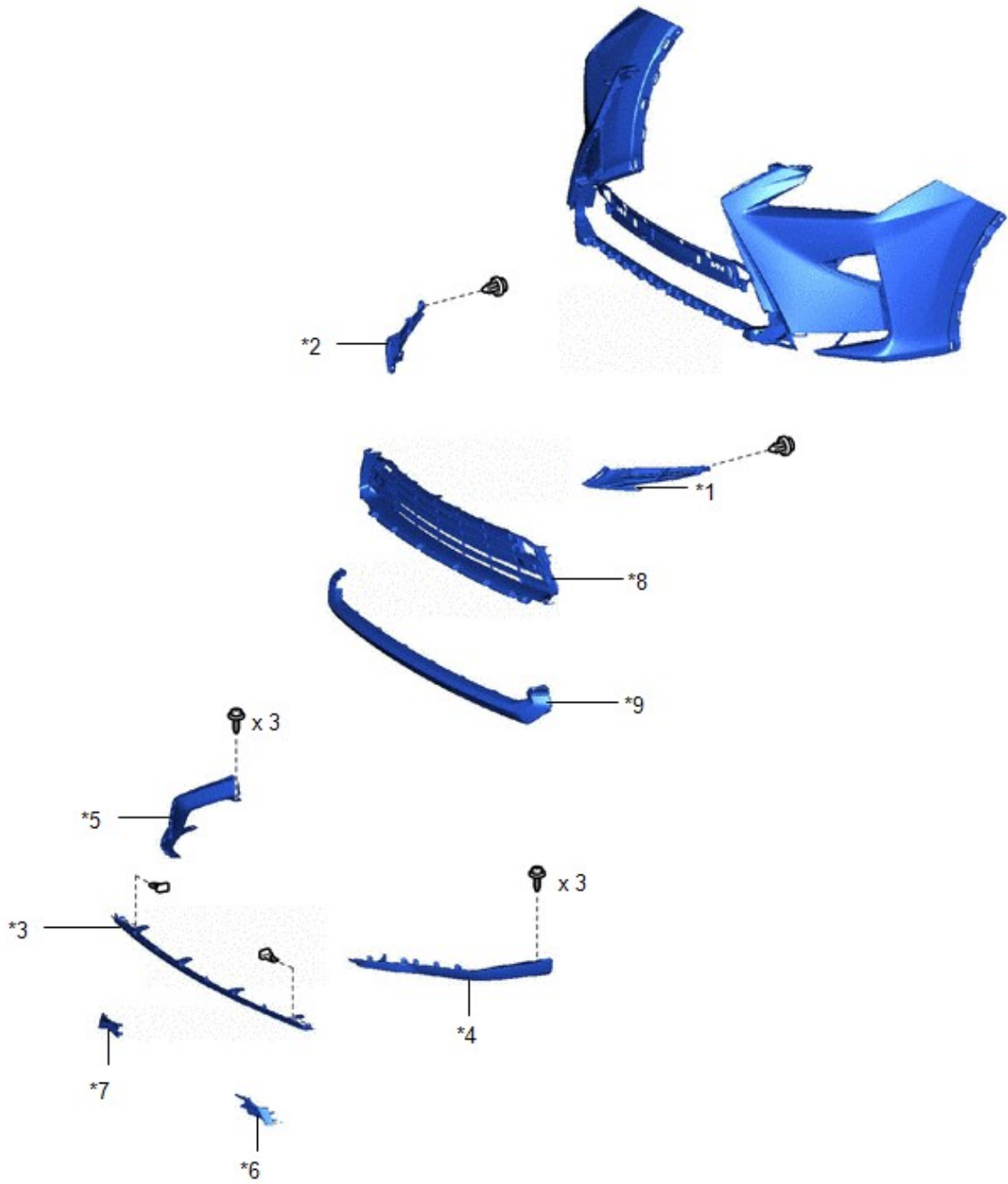


P

*A	for Bar Type Radiator Grille	*B	for Mesh Type Radiator Grille
*1	LOWER RADIATOR GRILLE MOULDING LH	*2	LOWER RADIATOR GRILLE MOULDING RH
*3	RADIATOR GRILLE	*4	RADIATOR GRILLE MOULDING

# ILLUSTRATION

\*A



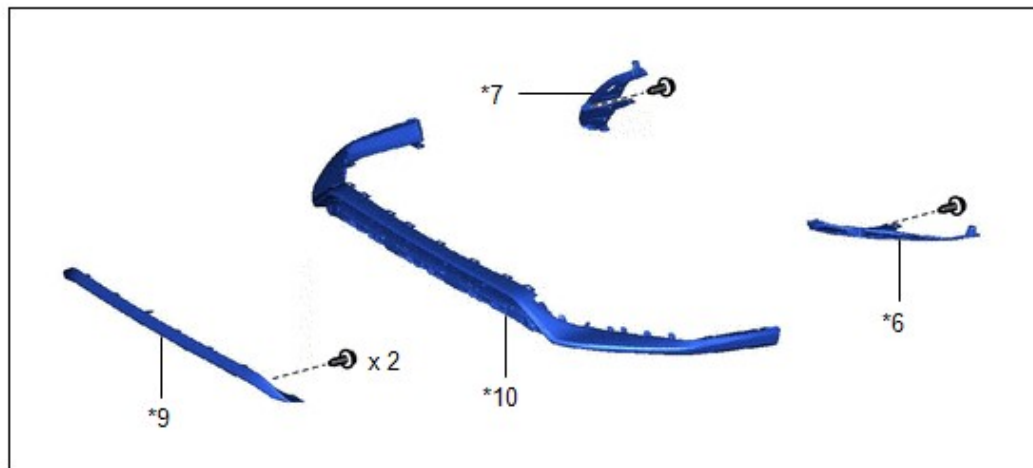
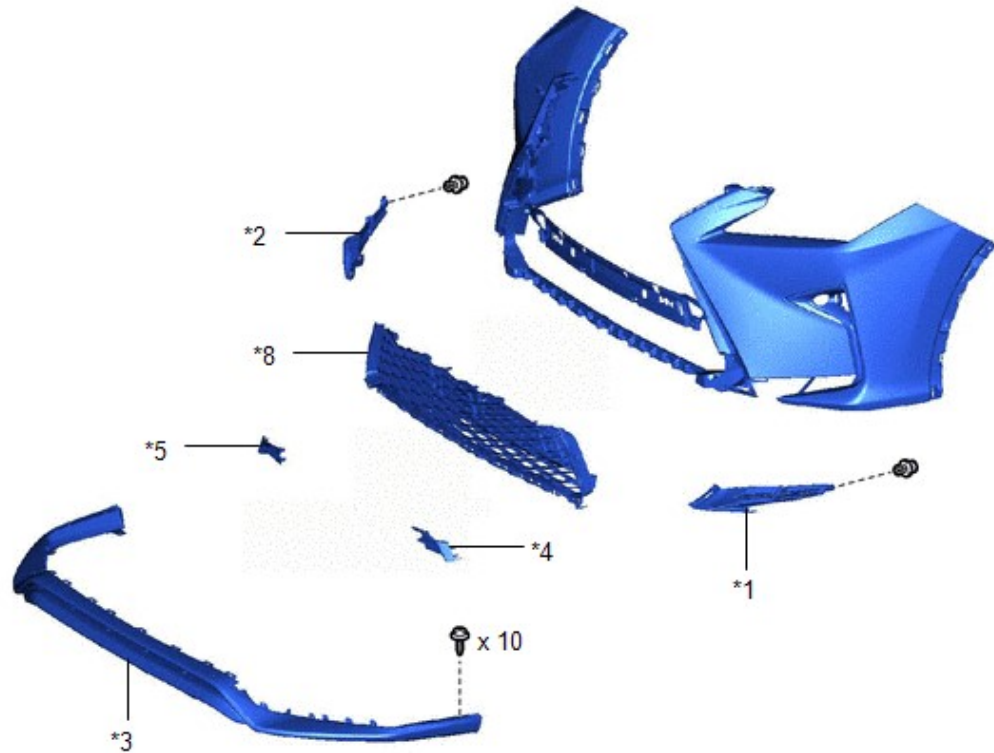
P

*A	for Bar Type Radiator Grille	-	-
*1	FRONT BUMPER ARM HOLE COVER LH	*2	FRONT BUMPER ARM HOLE COVER RH
*3	FRONT BUMPER GUARD	*4	FRONT BUMPER GUARD COVER LH
*5	FRONT BUMPER GUARD COVER RH	*6	FRONT BUMPER HOLE COVER LH

*7	FRONT BUMPER HOLE COVER RH	*8	LOWER RADIATOR GRILLE
*9	LOWER RADIATOR GRILLE MOULDING	-	-

## ILLUSTRATION

\*A



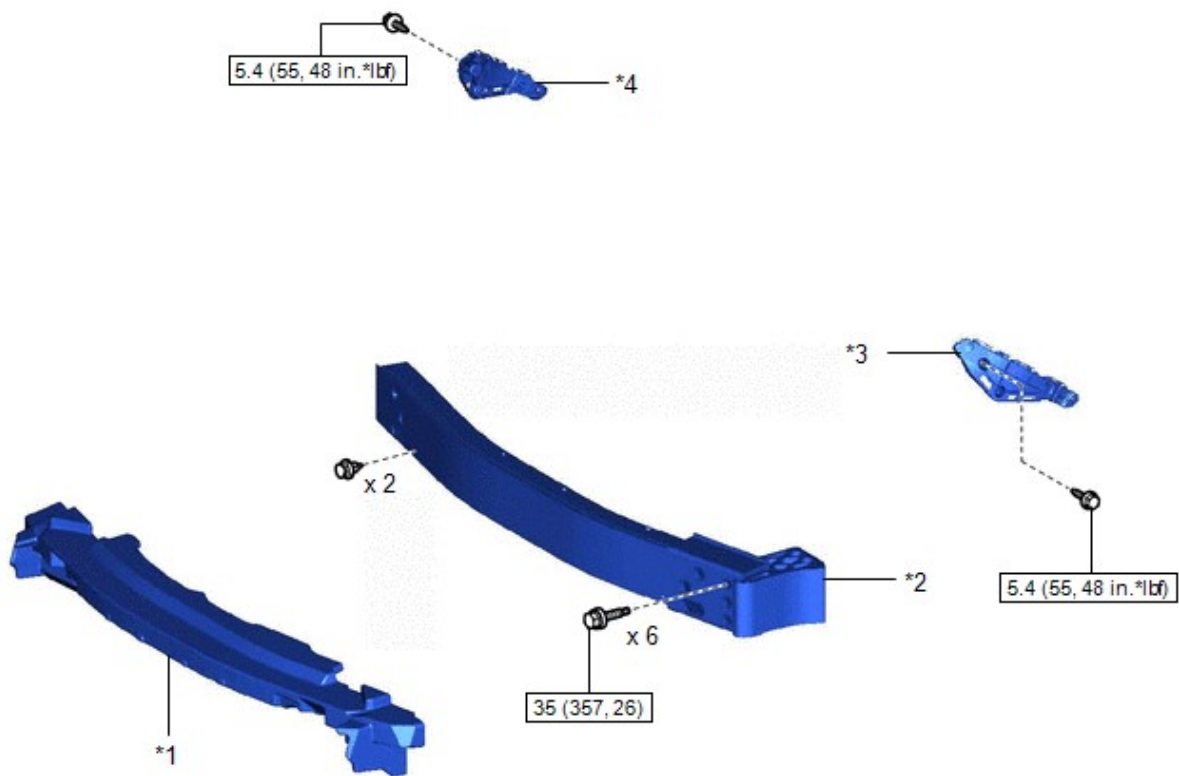
P

*A	for Mesh Type Radiator Grille	-	-
*1		*2	




	FRONT BUMPER ARM HOLE COVER LH		FRONT BUMPER ARM HOLE COVER RH
*3	FRONT BUMPER EXTENSION	*4	FRONT BUMPER HOLE COVER LH
*5	FRONT BUMPER HOLE COVER RH	*6	FRONT BUMPER SIDE SUPPORT LH
*7	FRONT BUMPER SIDE SUPPORT RH	*8	LOWER RADIATOR GRILLE
*9	LOWER RADIATOR GRILLE MOULDING	*10	FRONT BUMPER EXTENSION SUB-ASSEMBLY

## **ILLUSTRATION**



P

*1	FRONT BUMPER ENERGY ABSORBER	*2	FRONT BUMPER REINFORCEMENT SUB-ASSEMBLY
*3	FRONT BUMPER SIDE RETAINER LH	*4	FRONT BUMPER SIDE RETAINER RH

	N*m (kgf*cm, ft.*lbf): Specified torque	-	-
-----------------------------------------------------------------------------------	-----------------------------------------	---	---

