








■ Vehicle settings

| Item | Settings | Details |
|--|---|--|
|  PBD (Power back door) (→P. 130) The following power back door settings can be changed: | | |
| System settings | All On | Select to enable the power back door system. |
| | Touchless Sensor Off (if equipped) | Select to disable the touchless sensor. (Other power back door functions remain enabled.) |
| | All Off | Select to disable the power back door system. |
| Open position adjustment |  | Select to set the open position at which the power back door will stop when opened automatically. |
| |  | |
| |  | |
| |  | |
| |  | |
| Volume | 3 (Loud) | Select to set the volume of the buzzer which sounds when the power back door is operated. |
| | 2 (Medium) | |
| | 1 (Low) | |
| TPMS (Tire pressure warning system) (→P. 585) | | |
| Tire pressure warning system initialization | | Select to initialize the Tire pressure warning system. To perform initialization, press and hold the  switch. Before performing initialization, make sure to adjust the inflation pressure of each tire to the specified level. (→P. 586) |