



**Technical Service  
Information Bulletin**

April 12, 2007

Title:  
**2GR-FE ENGINE OIL LEAK FROM FRONT  
TIMING COVER**

Models:  
**'07 RX 350**

**ENGINE  
EG011-07**

**Introduction** Some 2007 model year RX 350 vehicles may display evidence of a small oil leak, located where the Bank 1 cylinder head, engine block, and timing cover meet. Please use the repair procedure below to diagnose and correct this condition.

- Applicable Vehicles**
- **2007** model year **RX 350** vehicles equipped with the **2GR-FE engine** and produced **BEFORE** the Production Change Effective VINs shown below.

**Production  
Change  
Information**

MODEL	PLANT	DRIVETRAIN	PRODUCTION CHANGE EFFECTIVE VIN
RX 350	TMK	2WD	JTJGK31U*70006514
		4WD	JTJHK31U*72021978
	TMMC	2WD	2T2GK31U*7C008611
		4WD	2T2HK31U*7C014352

**Required  
Tools &  
Material**

TOOLS & MATERIAL	QUANTITY
Three Bond 1324 or Equivalent	As Needed
FIPG Sealant: P/N 08826-00080 or Equivalent	As Needed
ILSAC GF-4 Multi-grade SAE 5W-30	6.0 U.S. qts (5.7 liters)
Super Long Life Coolant (SLLC)	8.9 U.S. qts (8.4 liters)

**Warranty  
Information**

OP CODE	DESCRIPTION	TYPE	TIME	OFF	T1	T2
EG7012	Reseal Front Timing Cover with FIPG	2WD	11.8	11310-31020	65	48
		4WD	12.2			






**Applicable Warranty\*:**

**This repair is covered under the Lexus Powertrain Warranty. This warranty is in effect for 72 months or 70,000 miles, whichever occurs first, from the vehicle's in-service date.**

\* Warranty application is limited to correction of a problem based upon a customer's specific complaint.



Required  
SSTs

	SPECIAL SERVICE TOOLS (SSTs)	PART NUMBER	QTY	DRW**
	Oil Filter Wrench* 	09228-06500-02	1	1
	Crankshaft Pulley Holding Tool* 	09213-70011-01	1	5
	Companion Flange Holding Tool* NOTE: All components from this kit/set are required. 	09330-00021	1	3
	Universal Puller Set "C"* NOTE: All components from this kit/set are required. 	09950-50013-02	1	24
	Gasket Seal Cutter* 	09032-00100	1	1

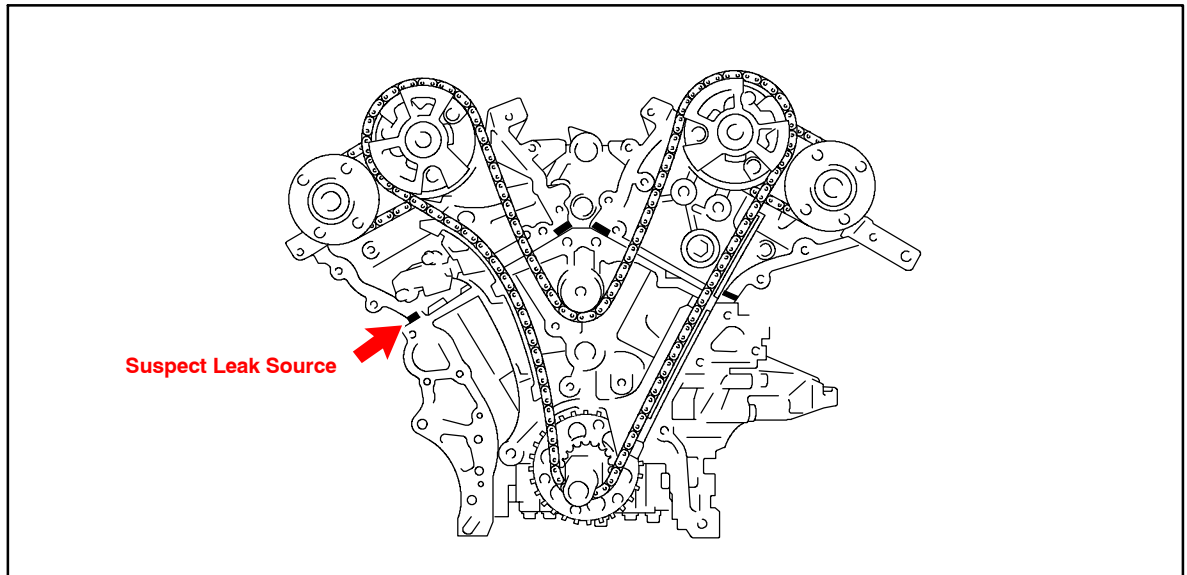
\* Essential SSTs.

\*\* Drawer number in SST Storage System.

**NOTE:****Additional SSTs may be ordered by calling SPX/OTC at 1-800-933-8335.**

**Repair  
Procedure**

1. Inspect the location where the Bank 1 cylinder head, engine block, and timing cover meet for signs of an oil leak.
2. Use an oil dye to confirm the source of the oil leak.



3. Remove and reseal the timing cover if confirmed leaking.  
Refer to the Technical Information System (TIS), 2007 model year RX 350 Repair Manual:
  - *Engine/Hybrid System - Lubrication - "2GR-FE Lubrication: Oil Pump: Removal"*
  - *Engine/Hybrid System - Lubrication - "2GR-FE Lubrication: Oil Pump: Installation"*
4. Confirm that the repair corrected the condition.