

ENGINE


Type	60° V6, aluminum block and heads, certified Ultra-Low Emission Vehicle (U-LEV)
Displacement	3.3 liters (202 cubic inches)
Valvetrain	Four cam, four valves per cylinder, with continuously Variable Valve Timing with intelligence (VVT-i)
Compression Ratio	10.8:1
Horsepower at RPM	230 hp @ 5,600
Torque at RPM	242 lb-ft @ 3,600

DRIVETRAIN

Type	Front-wheel drive (FWD) or full-time all-wheel drive (AWD).
Transmission	Five-speed automatic Electronically Controlled Transmission (ECT). Dual shift programs, engine/transmission networking, flex-lockup torque converter. Sequential-shift automatic transmission (with available Four-Wheel Air Suspension).
Final Drive Ratio	3.478:1

BODY, DIMENSIONS

Type	Five-passenger luxury sport-utility
Construction	Welded-steel unibody
Overall Length	186.2 in
Width	72.6 in
Height	66.1 in (unloaded)
Wheelbase	106.9 in
Ground Clearance	Coil Suspension : 7.09 in/7.48 in (FWD/AWD) Air Suspension: 6.89 in/7.09 in (FWD/AWD)
Approach Angle	28.9 / 29 degrees (FWD/AWD)
Departure Angle	22.8 / 23.5 degrees (FWD/AWD)
Cargo Capacity (max)	38.3 cubic feet (rear seats forward) ¹ 84.7 cubic feet (rear seats folded) ¹
Curb Weight	3,860 lb (FWD) 4,065 lb (AWD)
Vehicle Capacity Weight	926 lb ¹
Gross Vehicle Weight Rating	5,245 lb ¹
Tow Rating (max)	3,500 lb ²
Fuel-tank Capacity	19.2 gallons
Headroom	39.4/38.6 in (front/rear) 38.1/38.0 in (front/rear) with available moonroof
Legroom	42.5/36.4 in (front/rear)
Shoulder Room	57.9/57.1 in (front/rear)



CHASSIS

Vehicle Stability Control (VSC)	Integrates Anti-lock Braking System (ABS), Brake Assist and Traction Control (TRAC).
Suspension	Front: Independent, MacPherson struts with coil springs, L-shaped lower arms, gas-pressurized shock absorbers, stabilizer bar. Rear: Independent, MacPherson struts with coil springs, dual links, strut rods, gas-pressurized shock absorbers, stabilizer bar.
Steering	Engine-speed-sensing, progressive power-assisted rack-and-pinion. 3.0 turns, lock to lock.
Brakes	Four-wheel power-assisted discs, with four-sensor, four-channel Anti-lock Braking System (ABS) and Brake Assist. 12.6-in (front), 11.3-in (rear) discs.
Wheels	17 x 6.5-in alloy wheels Optional: 18 x 7.0 alloy wheels
Original Equipment Tires	All-Season Goodyear Integrity P225/65R17 101S (Code: 732373500) or All-Season Michelin Energy LX4 P225/65R17 101S (Code: 60365 or OE 93962). Optional 18 wheels: All-Season Goodyear Eagle RS-A P235/55R18 99V (Code: 402479047) or All-Season Michelin Energy MXV4 P235/55R18 99V (Code: 82783 or OE 93719). Full-size spare with alloy wheel.

PERFORMANCE

0-60 MPH Acceleration	7.7 seconds (FWD) ⁴ 7.8 seconds (AWD) ⁴
1/4-Mile Acceleration	15.8 seconds (FWD) ⁴ 16.0 seconds (AWD) ⁴
Top Track Speed	112 mph (electronically limited) ⁴
Estimated Fuel Consumption (estimated city/highway)	19/25 mpg (FWD) ⁵ 18/24 mpg (AWD) ⁵
Aerodynamic Drag Coefficient	0.35
Turning Circle (curb-to-curb)	37.4 ft.

TOTAL UNITS PRODUCED

Front-wheel drive	37,285
All-wheel drive	58,277
Total	<u>95,562</u>

DISCLAIMERS


- ¹ Cargo and load capacity limited by weight and distribution.
- ² Before towing, confirm your vehicle and trailer are compatible, hooked up properly and you have all necessary additional equipment. Do not exceed any Weight Ratings and review all instructions and cautions from your trailer hitch manufacturer and Lexus vehicle *Owner's Manual*. Note that the maximum amount you can tow depends on the total weight of any cargo, occupants and available equipment in the vehicle.
- ³ Performance capacity figures are for comparison only and were obtained with prototype vehicles by professional drivers using special safety equipment and procedures. Do not attempt.
- ⁴ Actual mileage will vary with options, driving conditions, driving habits and vehicle's condition. Results reported to EPA indicate that the majority of vehicles with these estimates will achieve between 16 and 22 mpg in the city and between 21 and 29 mpg on the highway (FWD RX), and between 15 and 21 mpg in the city and between 20 and 28 mpg on the highway (AWD RX) (See www.fueleconomy.gov).

PRICING


<u>Code</u>	<u>Description</u>	<u>Manufacturer's Suggested Retail Price (MSRP) ⁶</u>
9420	RX 330 FWD Luxury Sport Utility	\$ 35,425
9424	RX 330 AWD Luxury Sport Utility	37,825
Options		
CL	Dynamic Laser Cruise Control	600
DR	Roof Rack	220
EY	Rear Seat Entertainment System, includes two Wireless Headphones	1,840
FT	18" Aluminum Alloy Wheels	215
HH	Multi-Stage Heated Front Seats, includes Rain Sensing Wipers and Headlamp Washers	665
HL	High Intensity Discharge (HID) Headlamps with Adaptive Front Lighting System (AFS)	815
HS	Multi-Stage Heated Front Seats, includes Headlamp Washers	540
NV	Navigation System, includes Rear View Camera, Bluetooth® and Compass	2,350
PM	Premium Package, includes Leather Trim Interior, Power Tilt/Telescoping Steering Wheel with Memory, Roof Rack, Illuminated Entry System, and One-Touch Open/Close Moonroof	2,145
PT	Premium Plus Package, includes Leather Trim Interior, Power Tilt/Telescoping Steering Wheel with Memory, Roof Rack, Illuminated Entry System, One-Touch Open/Close Moonroof, HID Headlamps with AFS	2,960
RS	Rain Sensing Wipers	125
TO	Transmission Cooler, Heavy Duty Alternator and Radiator	160
VN	Navigation System/Mark Levinson® Package, includes Premium Plus Package, Navigation System with Rear View Camera, Bluetooth®, Compass and Mark Levinson Audio System	6,790
VP	Performance Package, includes Premium Package, 18" Graphite-polished Aluminum Alloy Wheels, Air Suspension, Sequential Shift Automatic Transmission, HID Headlamps with AFS, and Rain Sensing Wipers	4,675
VQ	Multi-Panel Moonroof Package, includes Multi-Panel Moonroof, Power Tilt/Telescoping Steering Wheel with Memory, Illuminated Entry System, HID Headlamps with AFS, and Leather Trim Interior	3,740
DC	6-CD Auto-Changer	500

⁶The vehicle MSRP at launch included Delivery, Processing, and Handling fee. The Delivery, Processing, and Handling Fee was based on the value of the processing, handling and delivery services provided by Lexus and Lexus' overall pricing strategy. Federal, state, and local taxes, and advertising fees, if any, were additional. Prices included pre-delivery services. Suggested prices: These guidelines were provided by Lexus. The dealer was free to establish its own selling price, margin, or profit level.


EXTERIOR COLORS



BREAKWATER BLUE METALLIC
8R6




BAMBOO PEARL
6T1



SAVANNAH METALLIC
4R4




NEPTUNE BLUE MICA
8R7



MILLENNIUM SILVER METALLIC
1C0



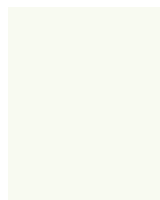
BLACK FOREST PEARL
6T3



FLINT MICA
1E0



BLACK ONYX
202



CRYSTAL WHITE
062