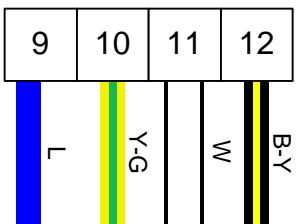
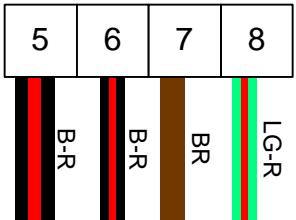
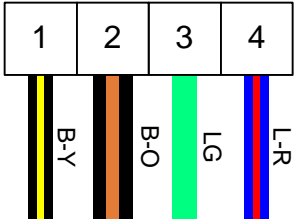
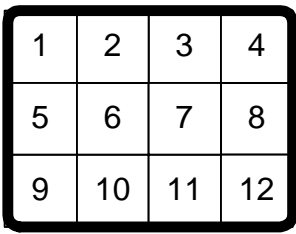
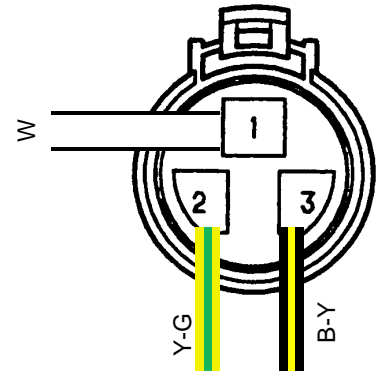


JZA70 female (EA2)




EA2 Pin		Conn-Pin
1	EFI Relay 2F-5	C1-1
2	EFI Relay 2F-8	C1-2
3	Hyd fan thermistor	F-1
4	A/C spd sensor	X
5	EFI Relay 2F-2	C1-4
6	Hyd fan thermistor	F-2
7	A/C magnet relay 4	X
8	A/C spd sensor	X
9	A/C magnet relay 3	X
10	Alt pin 2 L	D-2
11	Alt pin 1 S	D-1
12	Alt pin 3 IG	D-3

MA71 Alternator connector D




Hydraulic fan thermistor conn F

ⓕ 茶色



MA71 Connector C1



JZA70 EA2



Replace the MA71 C1 six pin connector with the JZA70 EA2 connector

Use the 3 wires (10, 11, 12) from the EA2 connector to splice into the alternator connector (D).

If keeping the hydraulic fan and JZA70 radiator, then you can run the wires from the thermistor at the bottom of the radiator to the EA2 connector.

MA71 conn C1-6 comes from the A/C Water Temp SW No. 2.

