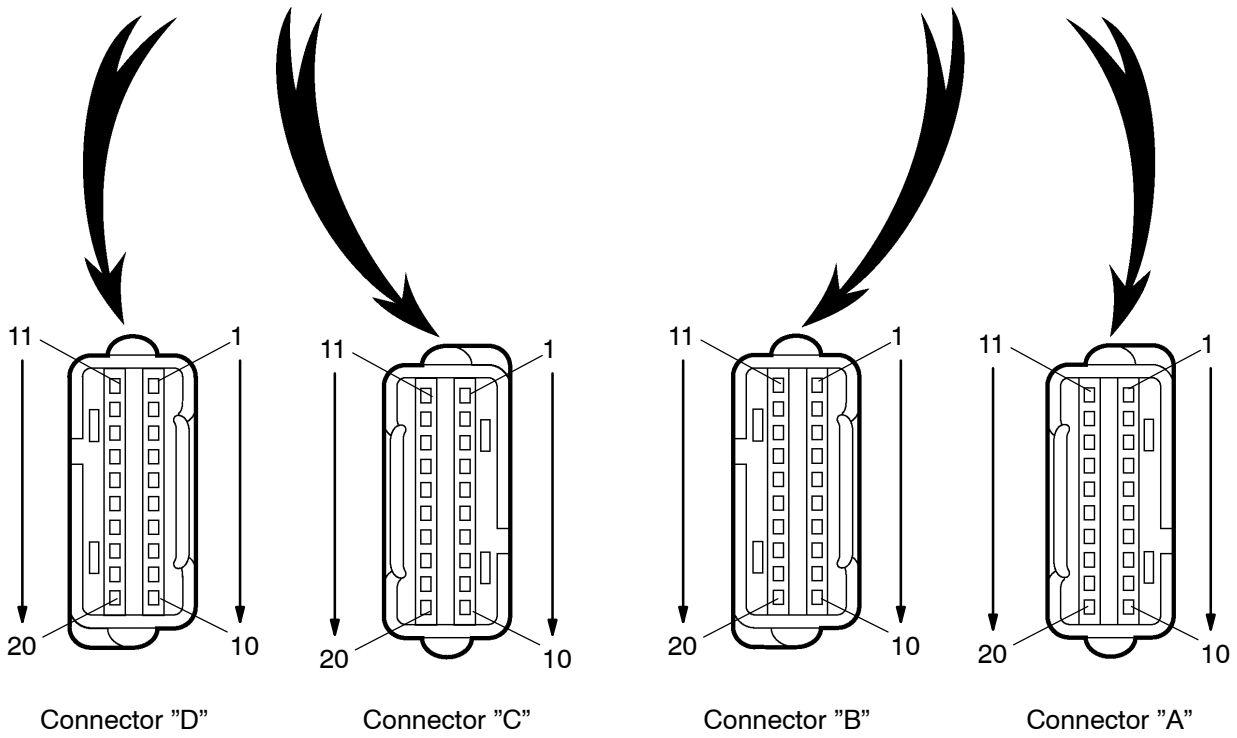
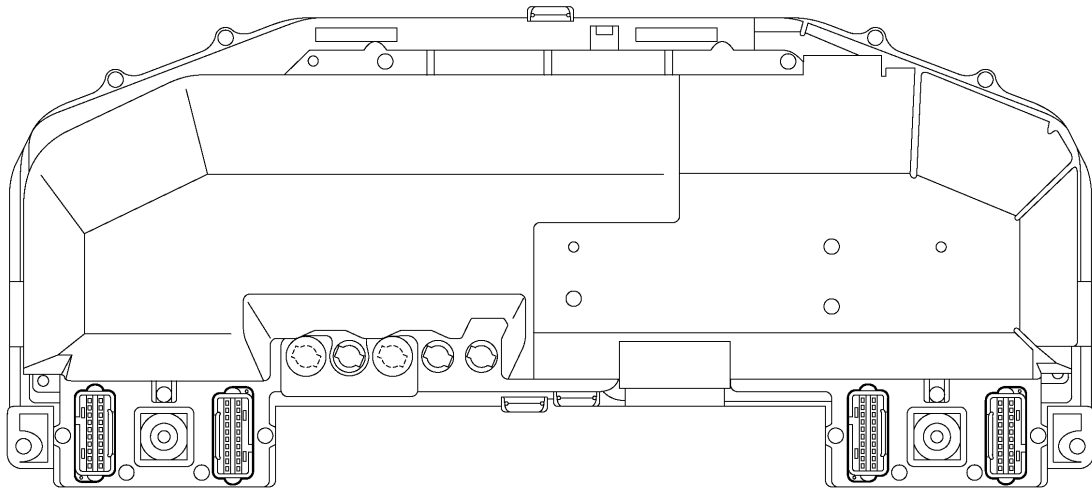
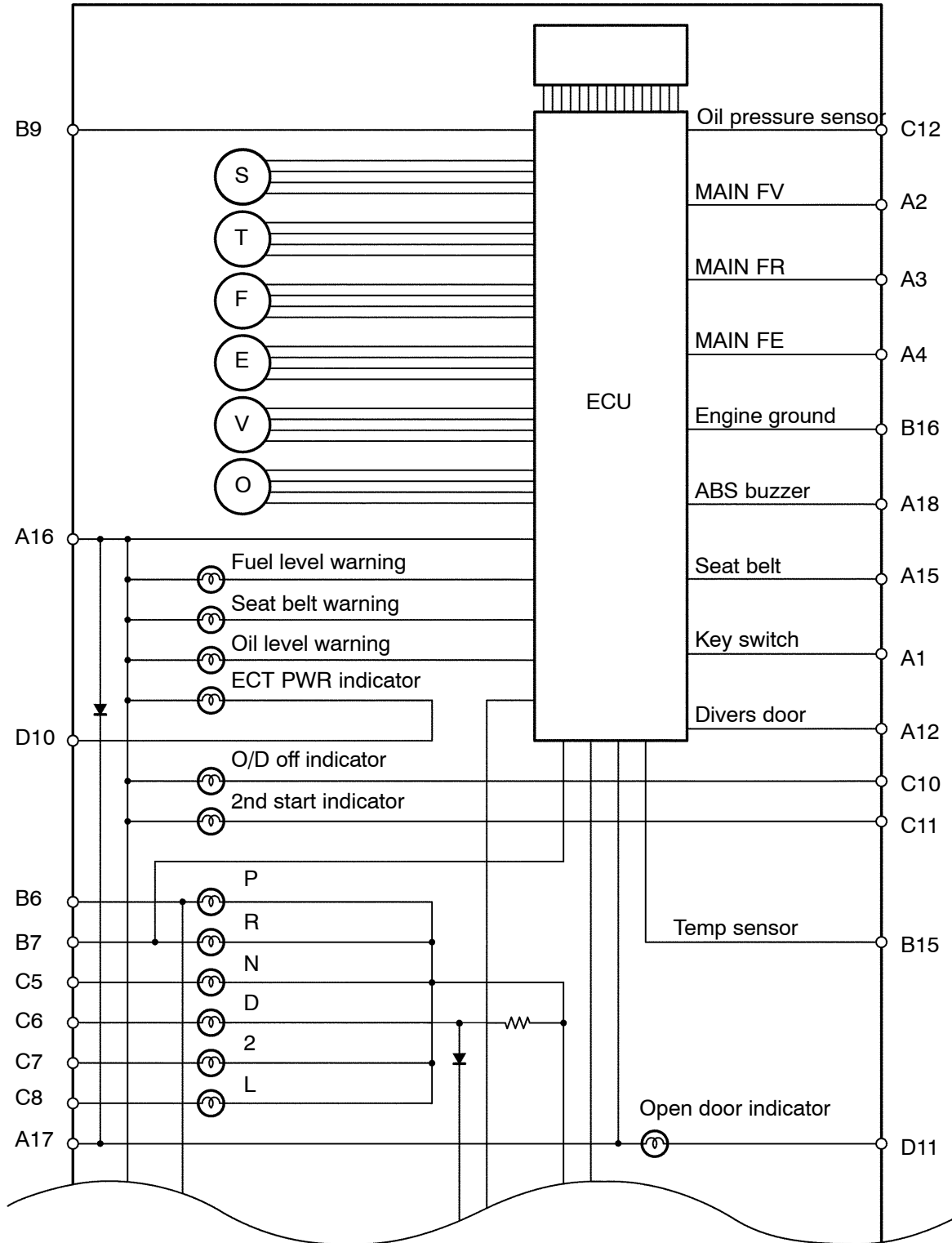


CIRCUIT



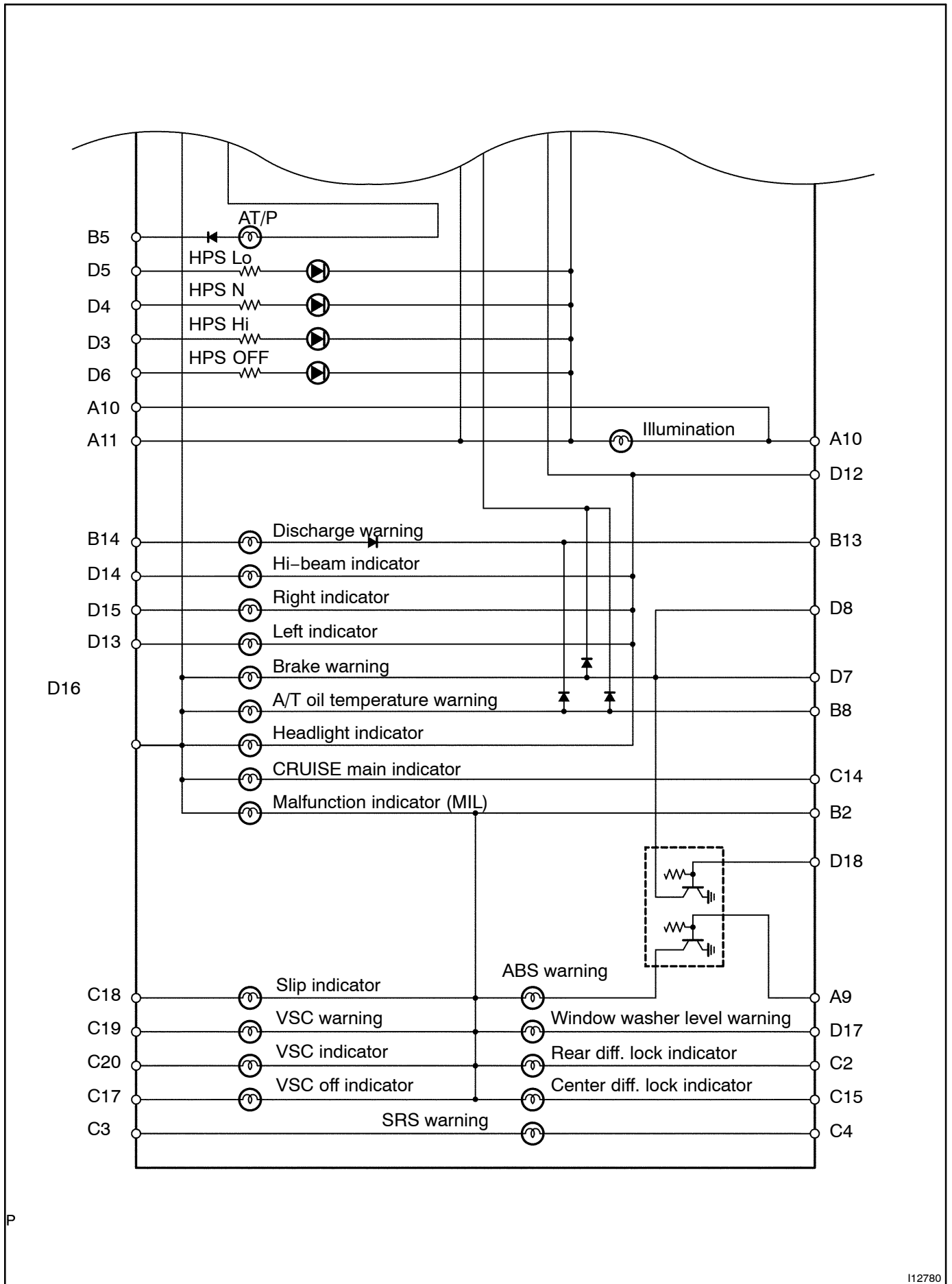
BODY ELECTRICAL - COMBINATION METER

- (S) : Speedometer
- (T) : Tachometer
- (F) : Fuel Receiver Gauge
- (E) : Engine coolant temperature gauge
- (V) : Voltmeter
- (O) : Oil Pressure Gauge



P

I12779



P

I12780

BODY ELECTRICAL - COMBINATION METER

No.		Wiring connector side
A	1	Key unlock warning switch
	2	Fuel sender gauge
	3	Fuel sender gauge
	4	Fuel sender gauge
	9	ABS ECU
	10	Light control rheostat
	11	TAIL fuse
	12	Driver door courtesy switch
	15	Seat belt buckle switch
	16	GAUGE fuse
	17	DOME fuse
	18	ABS ECU
B	2	ECM
	4	MIRR fuse
	5	Park/ neutral position switch (P position)
	6	Park/ neutral position switch (P position)
	7	Park/ neutral position switch (R position)
	8	ECM
	9	Speed control unit
	11	Ground
	12	DLC3
	13	Generator
	14	IGN fuse
	15	Engine coolant temperature sender gauge
	16	Ground
C	2	ABS, TRC, VSC, ECU
	3	ECU-B fuse
	4	Center airbag sensor assembly
	5	Park/ neutral position switch (N position)
	6	Park/ neutral position switch (2 position)
	7	Park/ neutral position switch (D position)
	8	Park/ neutral position switch (L position)
	10	O/D main switch
	11	ECM
	12	Low oil pressure warning switch
	13	Starter relay
	14	ECM
15	Transfer 4WD position detection switch	
17	ABS, TRC, VSC, ECU	
18	ABS, TRC, VSC, ECU	
19	ABS, TRC, VSC, ECU	
20	ABS, TRC, VSC, ECU	
D	3	Suspension control ECU
	4	Suspension control ECU
	5	Suspension control ECU
	6	Suspension control ECU
	7	Rear diff. lock detection switch
	8	Parking brake switch
	10	ECT pattern select switch
	11	Body control ECU (Instrument panel ECU)
	12	Ground
	13	Turn signal switch (Left side)
	14	Headlight dimmer switch
	15	Turn signal switch (Right side)
16	Headlight LH-Lo Fuse	
17	Washer level warning switch	
18	ABS, TRC, VSC, ECU	