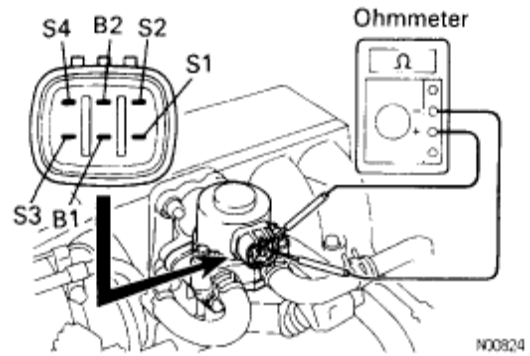


Testing and Inspection
EGR Valve

PROCEDURE

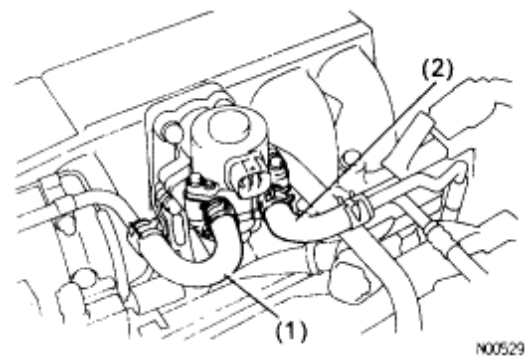
1. Disconnect negative terminal cable from battery. **CAUTION:** Work must be started after 90 seconds from the time the [ignition switch](#) is turned to the LOCK position and the negative (-) terminal cable is disconnected from the battery.
2. Disconnect exhaust gas recirculation valve connector.
3. Inspect exhaust gas recirculation valve resistance.



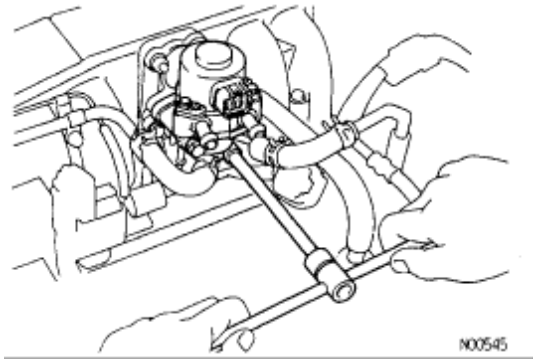
- Using an ohmmeter, measure the resistance between terminal B1 (or B2) and other terminals (S1, S2, S3 and S4).

Resistance (Cold): 19.9 - 23.4 ohms

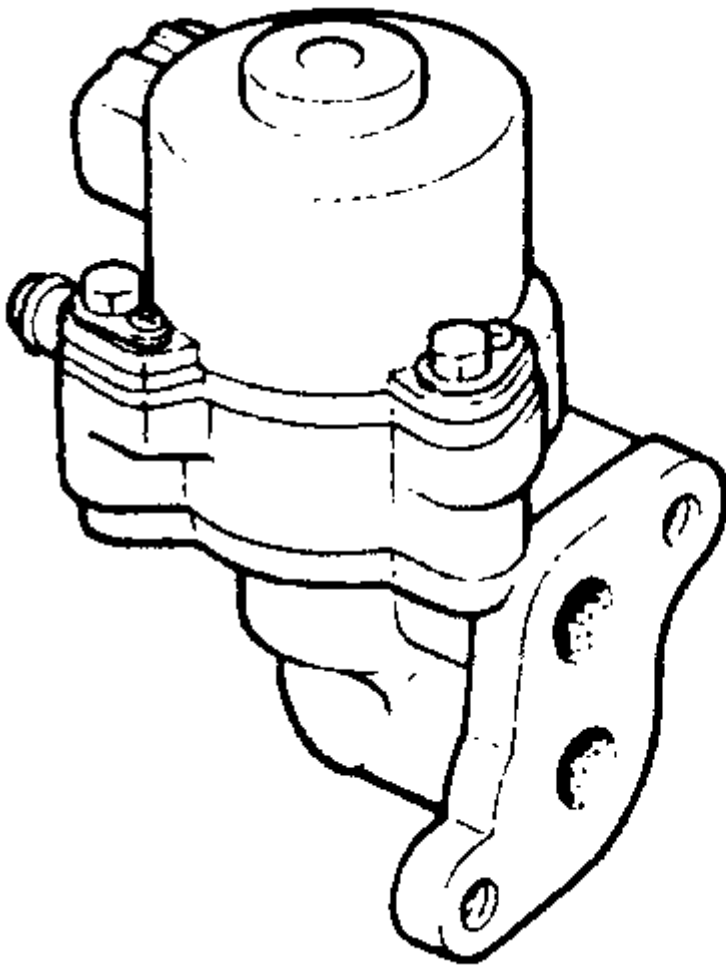
4. Drain engine coolant.
5. Remove exhaust gas recirculation valve.



- Disconnect the following hoses from the exhaust gas recirculation valve:
- Water bypass hose (from IAC valve) (1)
- Water bypass hose (from rear water bypass joint) (2)

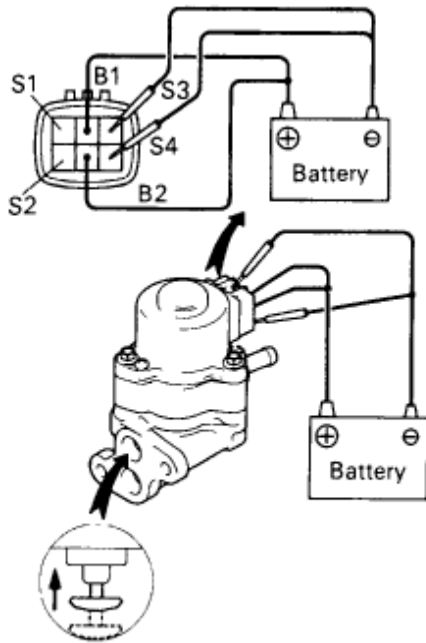


- Remove the 2 nuts, exhaust gas recirculation valve and gasket.



P00172

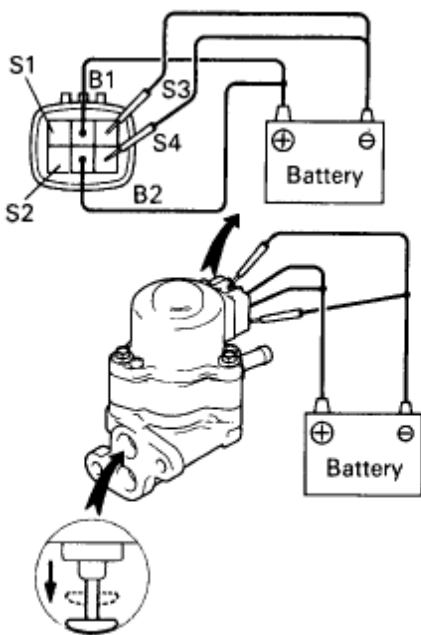
6. Visually inspect exhaust gas recirculation valve.
 - Check for sticking and heavy carbon deposits.
 - If a problem is found, replace the exhaust gas recirculation valve assembly.
7. Inspect exhaust gas recirculation valve operation.



F16866

- Apply battery voltage to terminal B1 and B2, and while repeatedly grounding (*S4) - (S4 and *S3) - (S3 and *S2) - (S2 and *S1) - (S1 and *S4) in sequence, and check that the valve moves toward the open position.

HINT: Keep the terminal marked with an asterisk (*) grounded while proceeding to the next grounding.



F16865

- Apply battery voltage to terminal B1 and B2, and while repeatedly grounding (*S1) - (S1 and *S2) - (S2 and *S3) - (S3 and S4) - (S4 and *S1) in sequence, and check that the valve moves toward the closed position.

HINT: Keep the terminal marked with an asterisk (S) grounded while proceeding to the next grounding. Perform this operation after opening the valve by performing the step above.

If operation is not as specified, replace the exhaust gas recirculation valve assembly.