

<b>Last Modified:</b> 7-25-2017	6.8:8.0.51	<b>Doc ID:</b> RM000002S58000X
<b>Model Year Start:</b> 2007	<b>Model:</b> LS460	<b>Prod Date Range:</b> [09/2006 - ]
<b>Title:</b> 1UR-FSE ENGINE MECHANICAL: FRONT ENGINE MOUNTING: REMOVAL; 2007 MY LS460 [09/2006 - ]		

## REMOVAL

1. PLACE FRONT WHEELS FACING STRAIGHT AHEAD
2. DISCHARGE FUEL SYSTEM PRESSURE [INFO](#)
3. REMOVE COWL TOP VENTILATOR LOUVER [INFO](#)
4. DISCONNECT CABLE FROM NEGATIVE BATTERY TERMINAL

### CAUTION:

Wait at least 90 seconds after disconnecting the cable from the negative (-) battery terminal to prevent airbag and seat belt pretensioner activation.

### NOTICE:

After the engine switch is turned off, the HDD navigation system requires approximately 6 minutes to record various types of memory and settings. As a result, after turning the engine switch off, wait 6 minutes or more before disconnecting the cable from the negative (-) battery terminal.

5. REMOVE V-BANK COVER SUB-ASSEMBLY [INFO](#)
6. REMOVE AIR CLEANER INLET COVER SUB-ASSEMBLY [INFO](#)
7. REMOVE ENGINE ROOM SIDE COVER RH [INFO](#)
8. REMOVE ENGINE ROOM SIDE COVER LH [INFO](#)
9. REMOVE NO. 1 ENGINE UNDER COVER [INFO](#)
10. REMOVE NO. 2 ENGINE UNDER COVER [INFO](#)
11. REMOVE FRONT SUSPENSION MEMBER PROTECTOR LOWER [INFO](#)
12. DRAIN ENGINE COOLANT [INFO](#)
13. DISCONNECT NO. 1 OIL COOLER INLET HOSE [INFO](#)
14. DISCONNECT NO. 1 OIL COOLER OUTLET HOSE [INFO](#)
15. REMOVE FRONT WHEEL
16. REMOVE FRONT BUMPER COVER
  - (a) Remove the front bumper cover [INFO](#) .
17. REMOVE FRONT SUSPENSION CROSSMEMBER LOWER [INFO](#)
18. REMOVE NO. 1 AIR CLEANER INLET [INFO](#)
19. REMOVE INTAKE AIR CONNECTOR PIPE [INFO](#)

20. REMOVE V-RIBBED BELT [INFO](#)
21. REMOVE AIR CLEANER ASSEMBLY LH [INFO](#)
22. REMOVE AIR CLEANER ASSEMBLY RH [INFO](#)
23. DISCONNECT NO. 1 RADIATOR HOSE
24. DISCONNECT NO. 2 RADIATOR HOSE
25. REMOVE ENGINE ROOM ECU OUTLET DUCT [INFO](#)
26. DISCONNECT NO. 3 FUEL HOSE [INFO](#)
27. DISCONNECT NO. 1 FUEL PIPE SUB-ASSEMBLY [INFO](#)
28. DISCONNECT HOSES AND CONNECTORS [INFO](#)
29. REMOVE FRONT EXHAUST PIPE ASSEMBLY
  - (a) Remove the front exhaust pipe [INFO](#) .
30. REMOVE NO. 1 EXHAUST PIPE SUPPORT BRACKET SUB-ASSEMBLY [INFO](#)
31. REMOVE PROPELLER WITH CENTER BEARING SHAFT ASSEMBLY
  - (a) Remove the propeller shaft [INFO](#) .
32. REMOVE FRONT STABILIZER BAR
  - (a) Remove the front stabilizer bar [INFO](#) .
33. REMOVE FRONT SUSPENSION MEMBER REINFORCEMENT RH [INFO](#)
34. REMOVE FRONT SUSPENSION MEMBER REINFORCEMENT LH [INFO](#)
35. REMOVE STEERING SLIDING YOKE WITH SHAFT SUB-ASSEMBLY (w/ VGRS) [INFO](#)
36. REMOVE STEERING SLIDING YOKE WITH SHAFT SUB-ASSEMBLY (w/o VGRS) [INFO](#)
37. REMOVE NO. 2 STEERING INTERMEDIATE SHAFT ASSEMBLY (w/ VGRS) [INFO](#)
38. REMOVE NO. 2 STEERING INTERMEDIATE SHAFT ASSEMBLY (w/o VGRS) [INFO](#)
39. REMOVE POWER STEERING LINK ASSEMBLY (w/ VGRS) [INFO](#)
40. REMOVE POWER STEERING LINK ASSEMBLY (w/o VGRS) [INFO](#)
41. REMOVE NO. 2 EXHAUST MANIFOLD HEAT INSULATOR [INFO](#)
42. REMOVE EXHAUST MANIFOLD SUB-ASSEMBLY (for Bank 1) [INFO](#)
43. DISCONNECT COOLER COMPRESSOR ASSEMBLY [INFO](#)
44. DISCONNECT FRONT NO. 2 LOWER SUSPENSION ARM SUB-ASSEMBLY
  - (a) Disconnect the front No. 2 lower suspension arm [INFO](#) .

**45. DISCONNECT FLOOR SHIFT GEAR SHIFTING ROD SUB-ASSEMBLY** [INFO](#)

**46. REMOVE ENGINE AND TRANSMISSION** [INFO](#)

**47. REMOVE OIL LEVEL DIPSTICK GUIDE** [INFO](#)

**48. REMOVE NO. 1 EXHAUST MANIFOLD HEAT INSULATOR** [INFO](#)

**49. REMOVE EXHAUST MANIFOLD SUB-ASSEMBLY (for Bank 2)** [INFO](#)

**50. REMOVE OIL COOLER TUBE** [INFO](#)

**51. REMOVE NO. 3 EXHAUST MANIFOLD HEAT INSULATOR** [INFO](#)

**52. REMOVE STARTER ASSEMBLY** [INFO](#)

**53. REMOVE AUTOMATIC TRANSMISSION ASSEMBLY** [INFO](#)

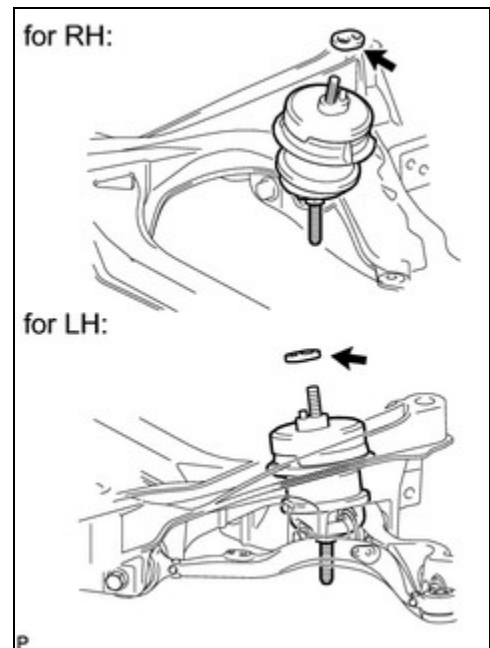
**54. REMOVE DRIVE PLATE AND RING GEAR SUB-ASSEMBLY** [INFO](#)

**55. REMOVE FRONT SUSPENSION CROSSMEMBER SUB-ASSEMBLY** [INFO](#)

**56. INSTALL ENGINE ON ENGINE STAND** [INFO](#)

**57. REMOVE ENGINE MOUNTING SPACER**

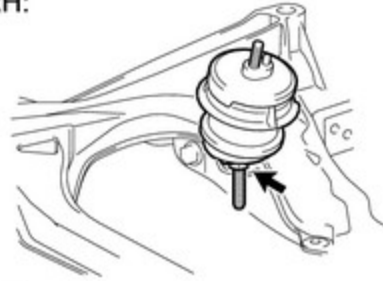
(a) Remove the 2 mounting spacers.



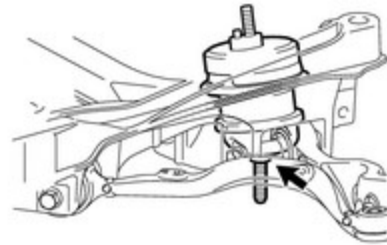
**58. REMOVE FRONT ENGINE MOUNTING INSULATOR**

(a) Remove the 2 nuts and 2 engine mounting insulators.

for RH:



for LH:



P

