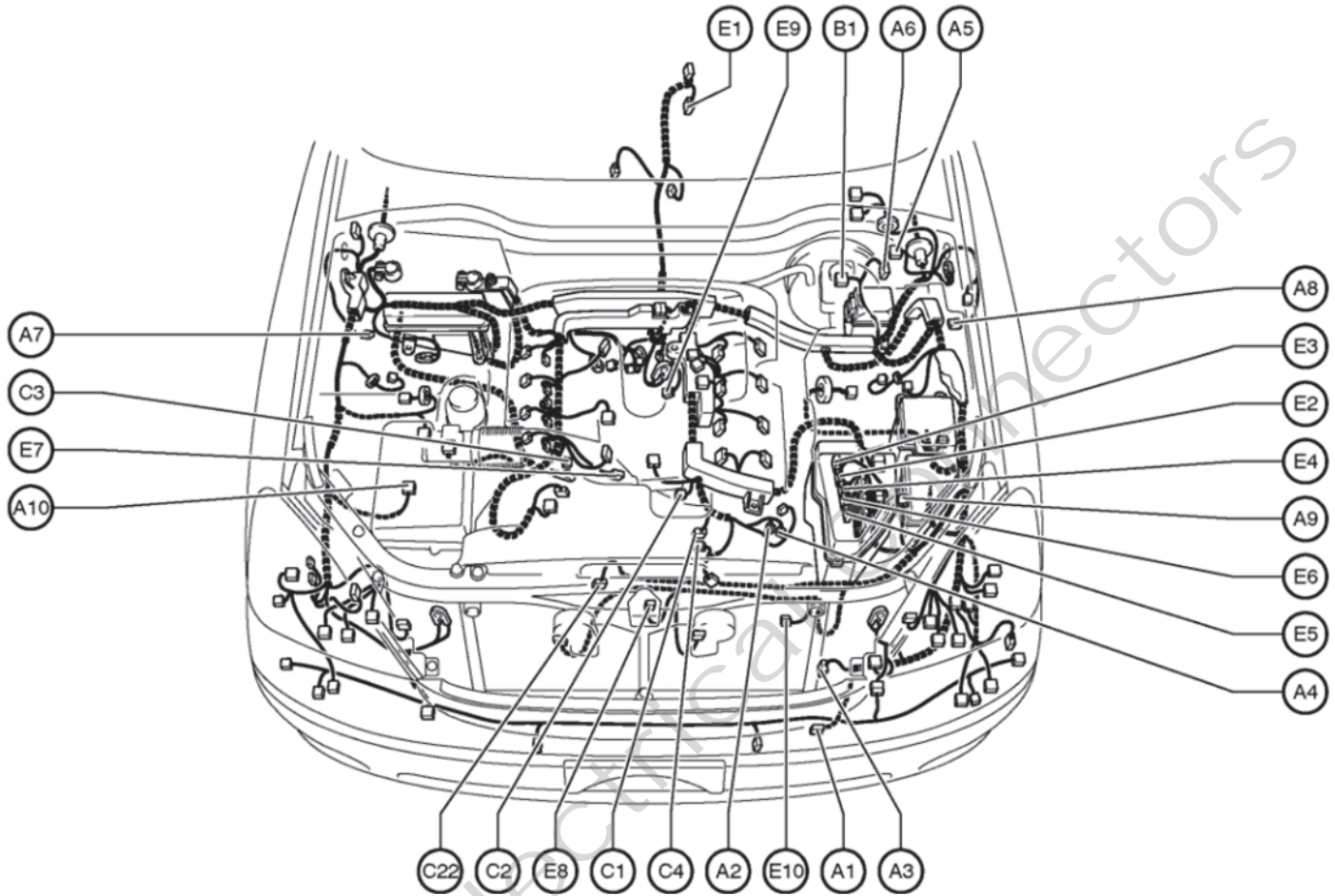


G ELECTRICAL WIRING ROUTING

Position of Parts in Engine Compartment



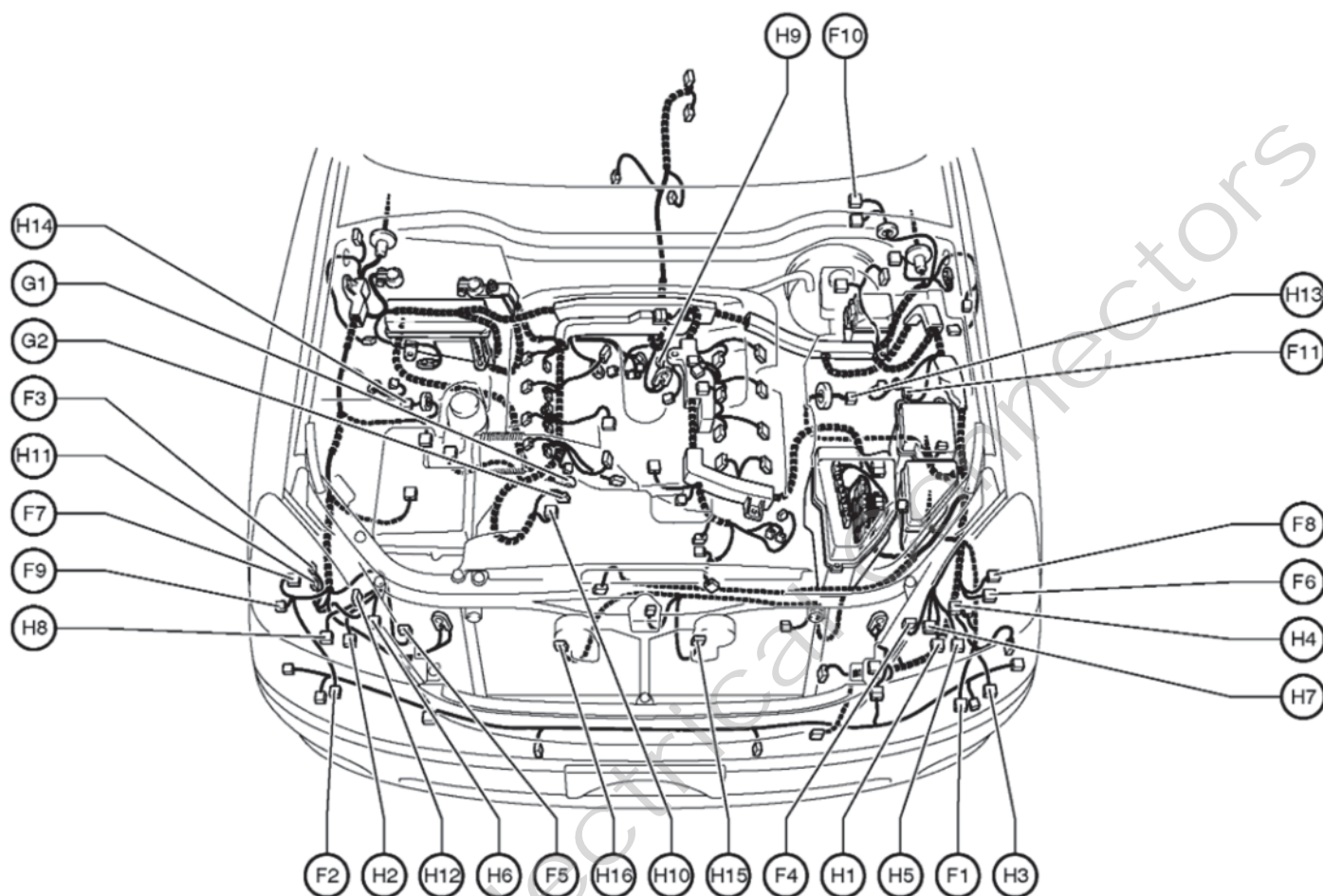
- A 1 A/C Ambient Temp. Sensor
- A 2 A/C Magnetic Clutch and Lock Sensor
- A 3 A/C Pressure Sensor
- A 4 A/C Solenoid
- A 5 ABS & TRAC & VSC Actuator
- A 6 ABS & TRAC & VSC Actuator
- A 7 ABS Speed Sensor and Pad Wear SW Indicator
Front RH
- A 8 ABS Speed Sensor Front LH
- A 9 Airbag Sensor Front LH
- A 10 Airbag Sensor Front RH

- B 1 Brake Fluid Level Warning SW

- C 1 Camshaft Position Sensor
- C 2 Camshaft Timing Oil Control Valve LH
- C 3 Camshaft Timing Oil Control Valve RH
- C 4 Crankshaft Position Sensor
- C 22 Cooling Fan ECU

- E 1 Electronically Controlled Transmission Solenoid
- E 2 Engine Control Module
- E 3 Engine Control Module
- E 4 Engine Control Module
- E 5 Engine Control Module
- E 6 Engine Control Module
- E 7 Engine Coolant Temp. Sensor
- E 8 Engine Hood Courtesy SW
- E 9 Engine Oil Level Sensor
- E 10 Exhaust Gas Sensor

Position of Parts in Engine Compartment



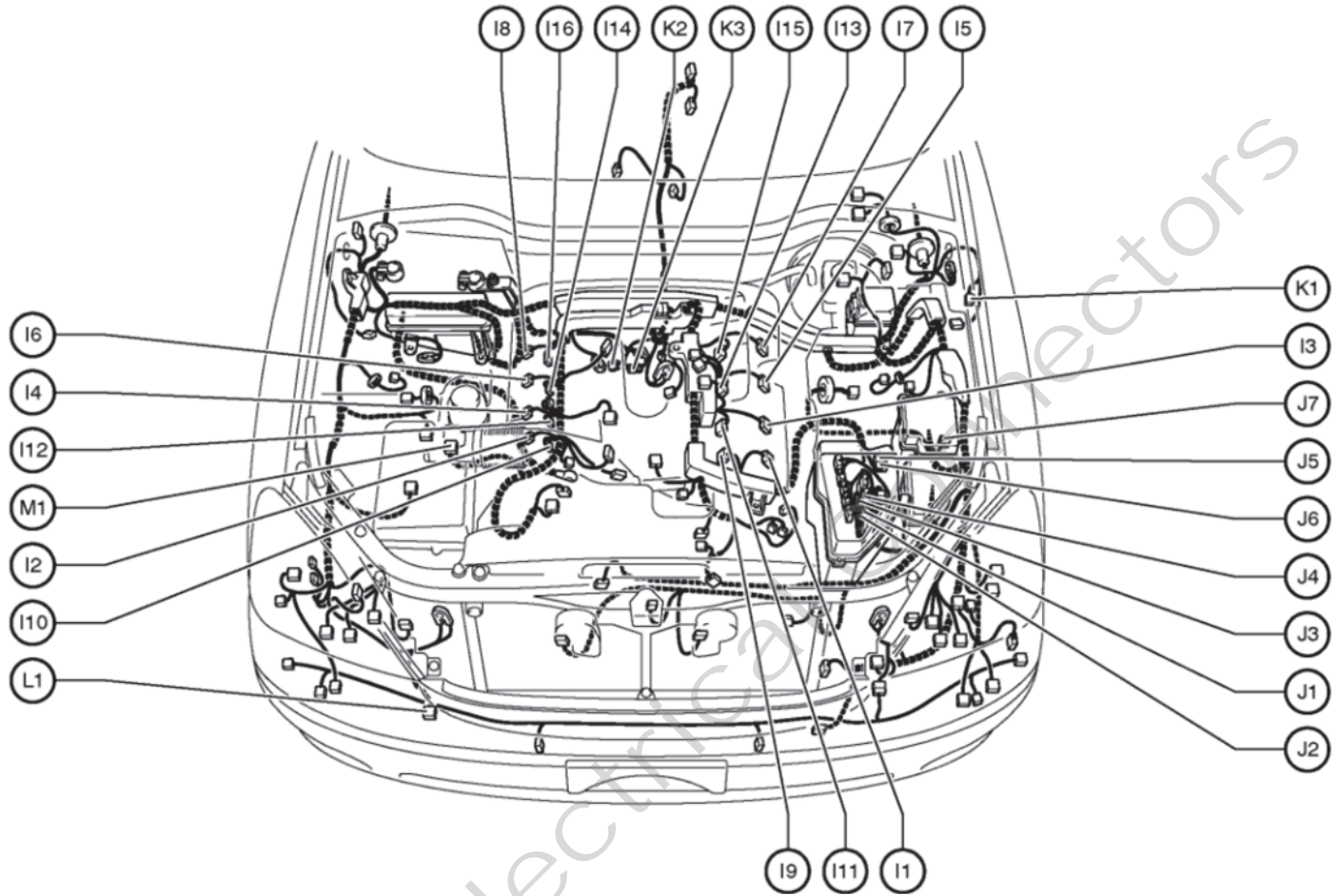
F 1 Front Fog Light LH
 F 2 Front Fog Light RH
 F 3 Front Height Control Valve
 F 4 Front Parking Light LH
 F 5 Front Parking Light RH
 F 6 Front Side Marker Light LH
 F 7 Front Side Marker Light RH
 F 9 Front Turn Signal Light RH
 F 10 Front Wiper Motor
 F 11 Fuel Pump Resistor

G 1 Generator
 G 2 Generator

H 1 Headlight Beam Level Control Actuator LH
 H 2 Headlight Beam Level Control Actuator RH
 H 3 Headlight Cleaner Control Relay
 H 4 Headlight Cleaner Motor
 H 5 Headlight Control ECU LH
 H 6 Headlight Control ECU RH
 H 7 Headlight LH (High)
 H 8 Headlight RH (High)
 H 9 Heated Oxygen Sensor (Bank 1 Sensor 1)
 H 10 Heated Oxygen Sensor (Bank 2 Sensor 1)
 H 11 Height Control Compressor
 H 12 Height Control Exhaust Valve
 H 13 Height Control Sensor Front LH
 H 14 Height Control Sensor Front RH
 H 15 Horn (High)
 H 16 Horn (Low)

G ELECTRICAL WIRING ROUTING

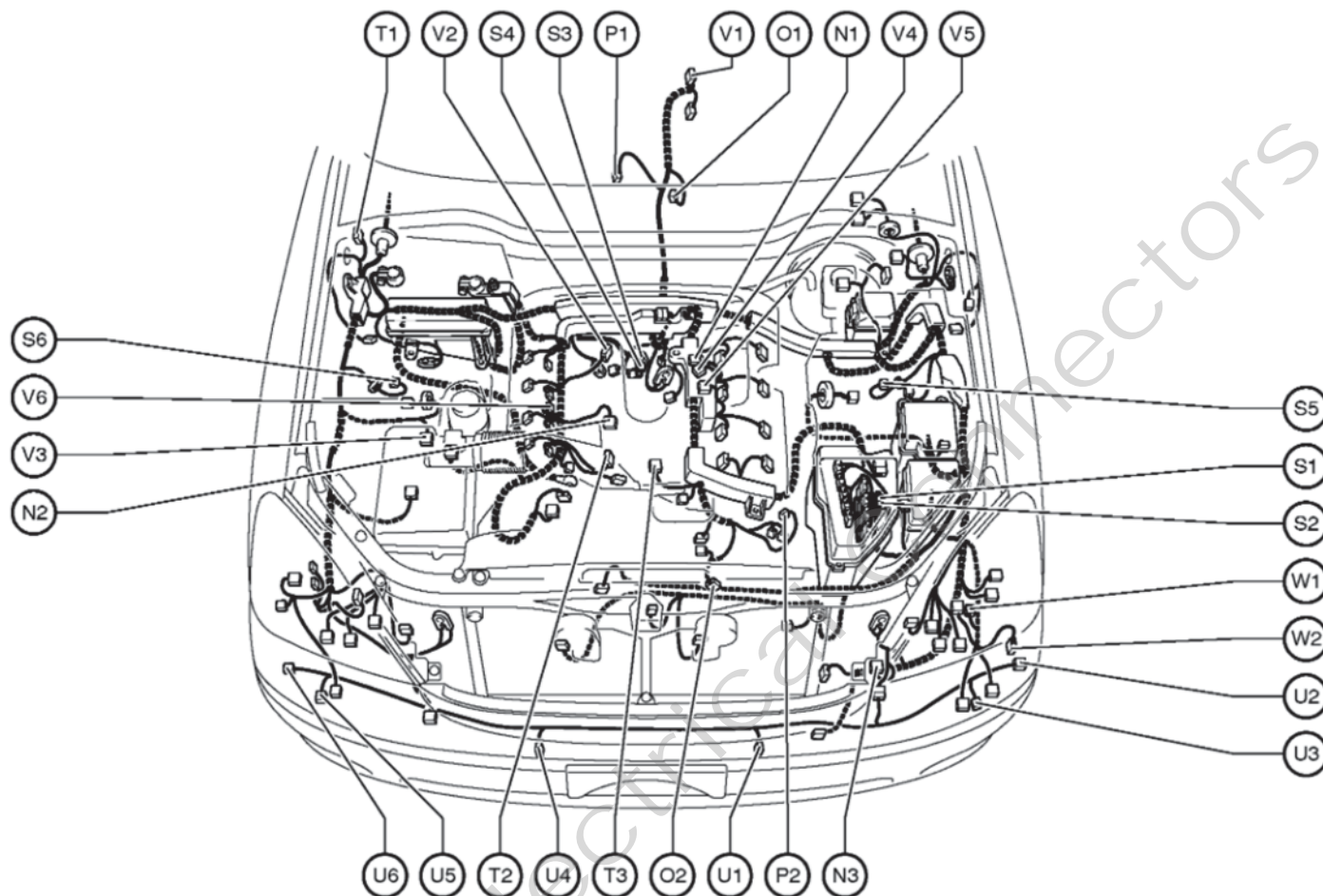
Position of Parts in Engine Compartment



- I 1 Ignition Coil and Igniter No.1
- I 2 Ignition Coil and Igniter No.2
- I 3 Ignition Coil and Igniter No.3
- I 4 Ignition Coil and Igniter No.4
- I 5 Ignition Coil and Igniter No.5
- I 6 Ignition Coil and Igniter No.6
- I 7 Ignition Coil and Igniter No.7
- I 8 Ignition Coil and Igniter No.8
- I 9 Injector No.1
- I 10 Injector No.2
- I 11 Injector No.3
- I 12 Injector No.4
- I 13 Injector No.5
- I 14 Injector No.6
- I 15 Injector No.7
- I 16 Injector No.8

- J 1 Junction Connector
- J 2 Junction Connector
- J 3 Junction Connector
- J 4 Junction Connector
- J 5 Junction Connector
- J 6 Junction Connector
- J 7 Junction Connector
- K 1 Keyless Buzzer
- K 2 Knock Sensor LH
- K 3 Knock Sensor RH
- L 1 Laser Radar Sensor
- M 1 Mass Air Flow Meter

Position of Parts in Engine Compartment



N 1 Noise Filter (Ignition Left Bank)
 N 2 Noise Filter (Ignition Right Bank)
 N 3 Noise Filter (Rear Window Defogger)

O 1 O/D Direct Clutch Speed Sensor
 O 2 Oil Pressure SW

P 1 Park/Neutral Position SW
 P 2 PPS Solenoid

S 1 Short Connector
 S 2 Short Connector
 S 3 Starter
 S 4 Starter
 S 5 Suspension Control Actuator Front LH
 S 6 Suspension Control Actuator Front RH

T 1 Theft Deterrent Horn
 T 2 Throttle Control Motor
 T 3 Throttle Position Sensor

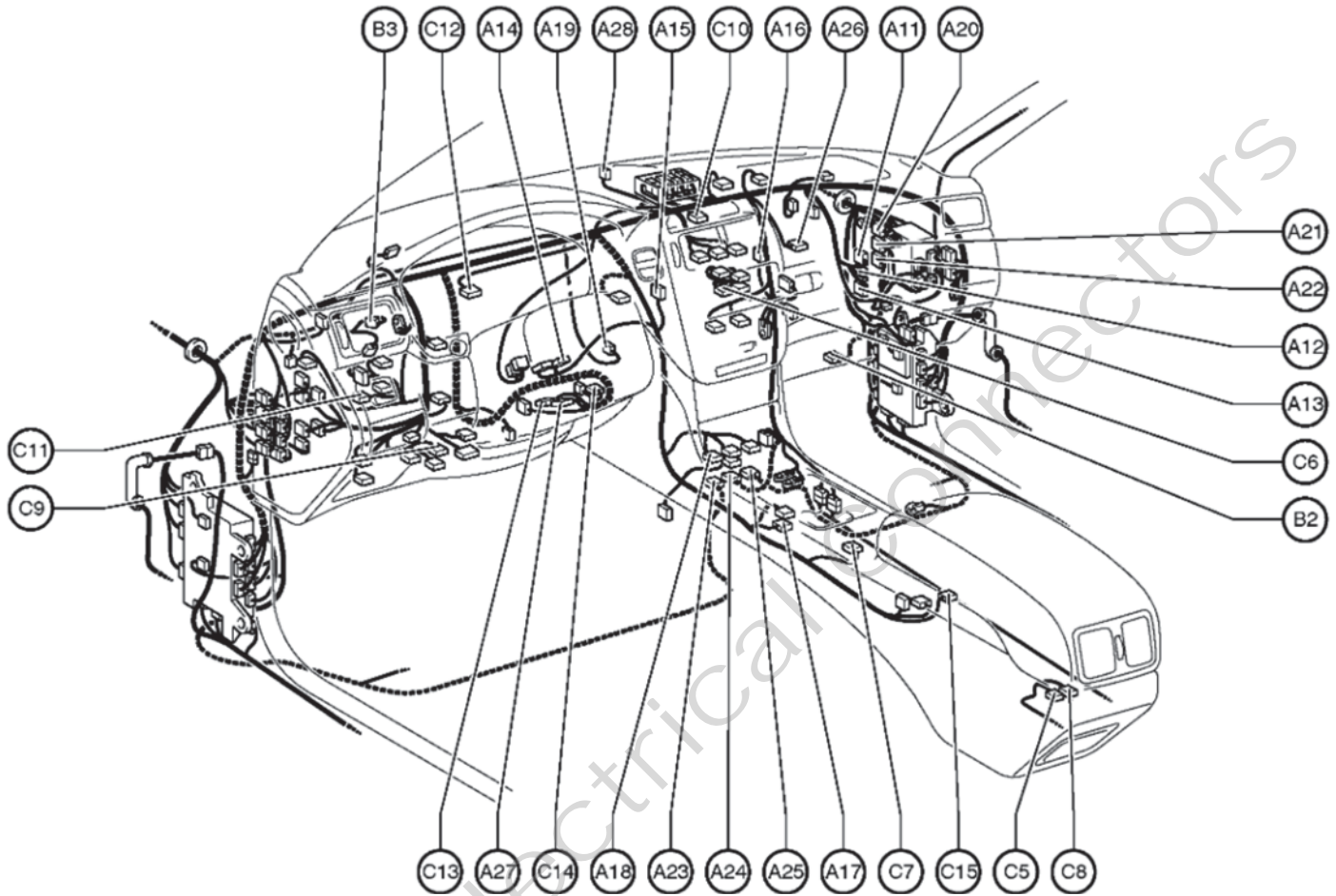
U 1 Ultrasonic Sensor (Front Left Center)
 U 2 Ultrasonic Sensor (Front Left)
 U 3 Ultrasonic Sensor (Front Left Side)
 U 4 Ultrasonic Sensor (Front Right Center)
 U 5 Ultrasonic Sensor (Front Right)
 U 6 Ultrasonic Sensor (Front Right Side)

V 1 Vehicle Speed Sensor
 V 2 VSV (ACIS)
 V 3 VSV (Canister Closed Valve)
 V 4 VSV (EVAP)
 V 5 VVT Sensor LH
 V 6 VVT Sensor RH

W 1 Washer Level Sensor
 W 2 Washer Motor

G ELECTRICAL WIRING ROUTING

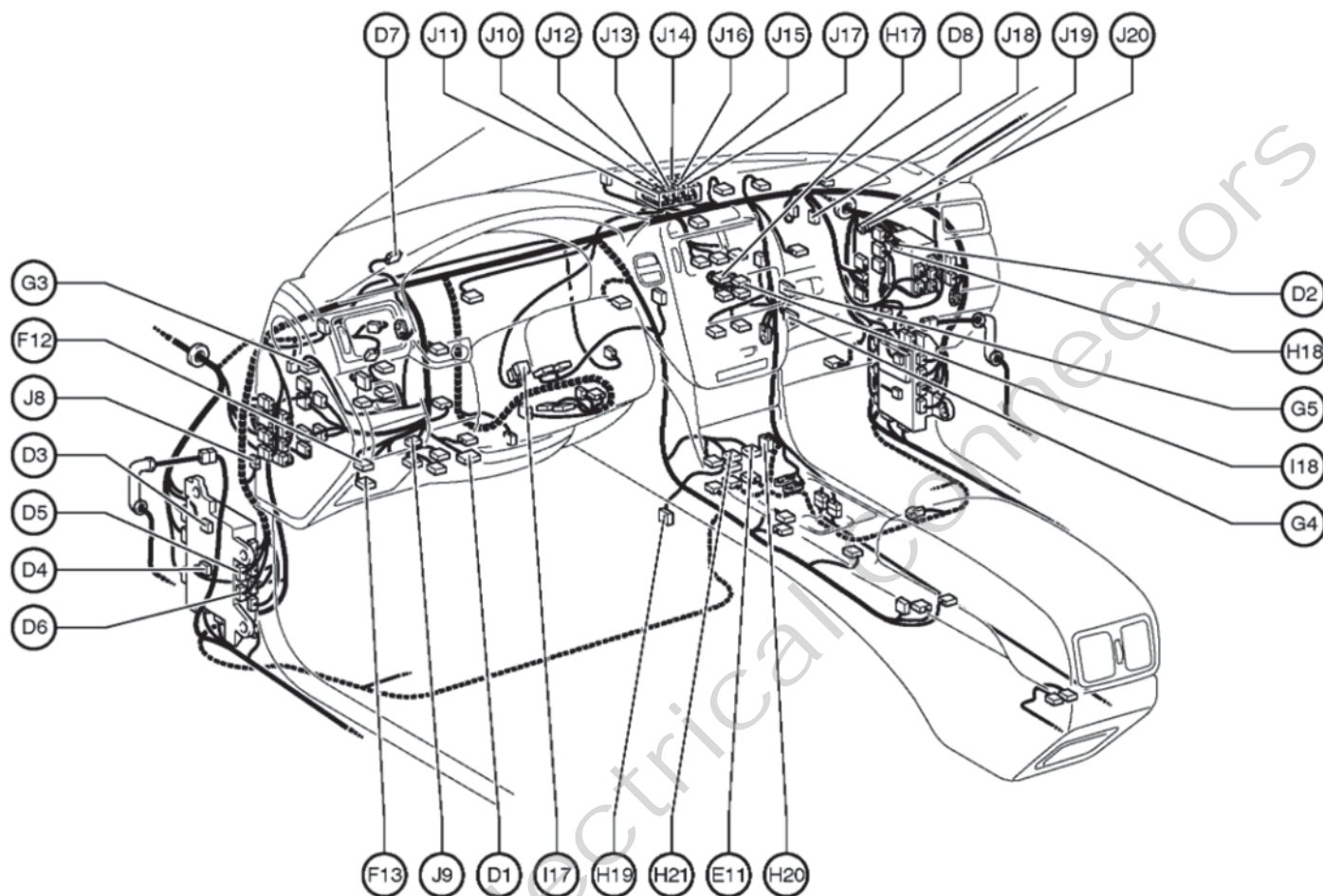
Position of Parts in Instrument Panel



- A 11 A/C Control Assembly
- A 12 A/C Control Assembly
- A 13 A/C Control Assembly
- A 14 A/C Room Temp. Sensor
- A 15 A/C Room Temp. SW (Driver's Side)
- A 16 A/C Room Temp. SW (Front Passenger's Side)
- A 17 A/T Shift Lever Illumination
- A 18 Absorber Control SW
- A 19 Accel Position Sensor
- A 20 Air Suspension ECU
- A 21 Air Suspension ECU
- A 22 Air Suspension ECU
- A 23 Airbag Sensor Assembly
- A 24 Airbag Sensor Assembly
- A 25 Airbag Sensor Assembly
- A 26 Airbag Squib (Front Passenger Airbag Assembly)
- A 27 Airbag Squib (Steering Wheel Pad)
- A 28 Automatic Light Control Sensor and A/C Solar Sensor (Front)

- B 2 Blower Motor
- B 3 Brake Pedal Load Sensing SW
- C 5 Cellular Phone
- C 6 Center Cluster Integration Panel
- C 7 Cigarette Lighter (Front)
- C 8 Cigarette Lighter (Rear)
- C 9 Clearance Sonar Buzzer (Front)
- C 10 Clock
- C 11 Coin Box Illumination
- C 12 Combination Meter
- C 13 Combination SW
- C 14 Combination SW
- C 15 Console Box Illumination

Position of Parts in Instrument Panel



D 1 Data Link Connector 3
 D 2 Distance Control ECU
 D 3 Driver Side J/B ECU
 D 4 Driver Side J/B ECU
 D 5 Driver Side J/B ECU
 D 6 Driver Side J/B ECU
 D 7 Duct Sensor (Driver's Side)
 D 8 Duct Sensor (Front Passenger's Side)

E 11 Electronically Controlled Transmission
 Pattern Select SW

F 12 Fuel Lid Opener SW
 F 13 Fuel Lid Opener SW Illumination

G 3 Gateway ECU
 G 4 Glove Box Light No.1
 G 5 Glove Box Light No.2

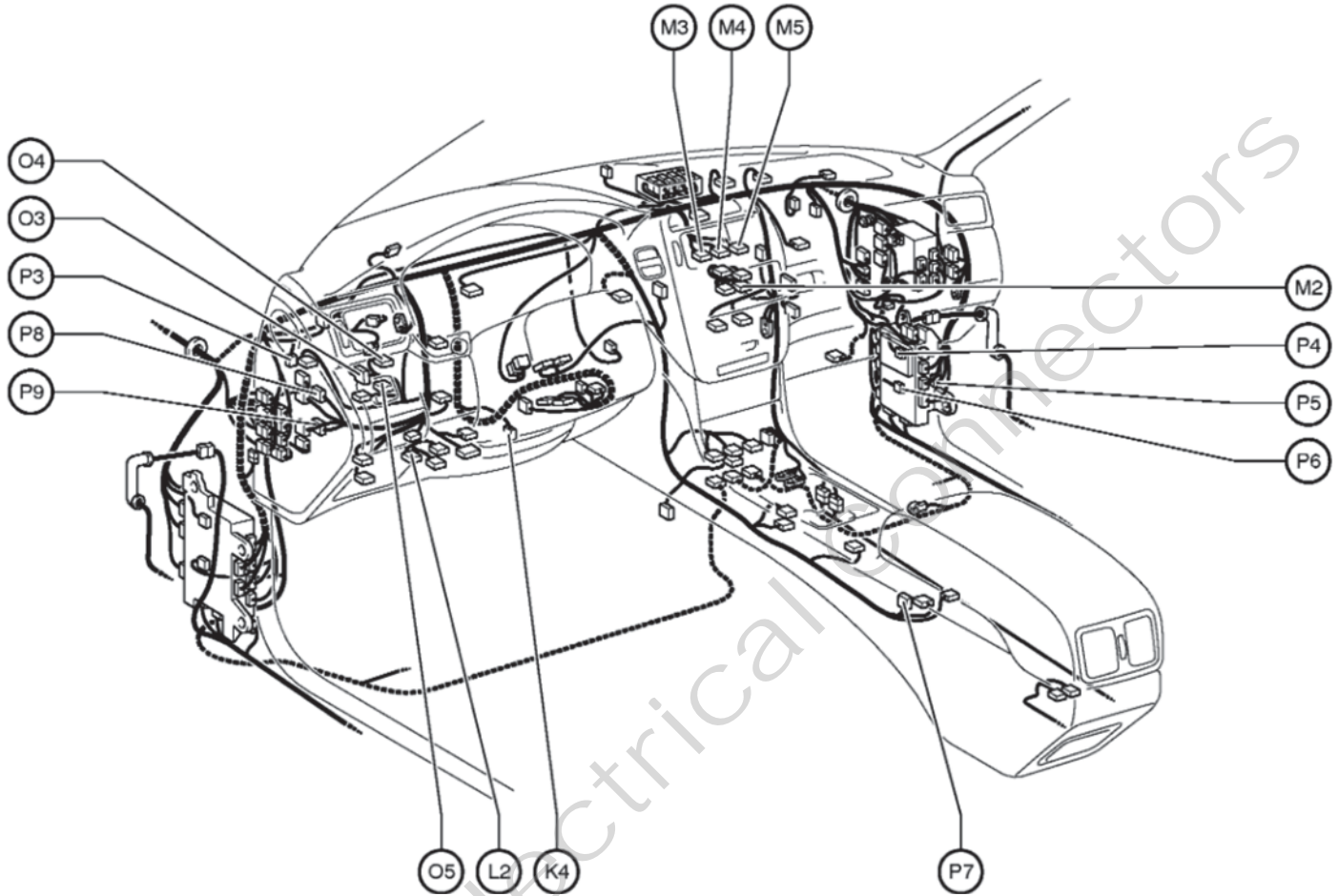
H 17 Hazard SW
 H 18 Headlight Beam Level Control ECU
 H 19 Heated Oxygen Sensor (Bank 1 Sensor 2)
 H 20 Heated Oxygen Sensor (Bank 2 Sensor 2)
 H 21 Height Control SW

I 17 Ignition SW
 I 18 Instrument Panel Register

J 8 Junction Connector
 J 9 Junction Connector
 J 10 Junction Connector
 J 11 Junction Connector
 J 12 Junction Connector
 J 13 Junction Connector
 J 14 Junction Connector
 J 15 Junction Connector
 J 16 Junction Connector
 J 17 Junction Connector
 J 18 Junction Connector
 J 19 Junction Connector
 J 20 Junction Connector

G ELECTRICAL WIRING ROUTING

Position of Parts in Instrument Panel



K 4 Keyless Buzzer On/Off SW

L 2 Luggage Compartment Door Opener SW

M 2 Magnetic Field Sensor

M 3 Multi-Display

M 4 Multi-Display

M 5 Multi-Display

O 3 Outer Mirror SW

O 4 Outer Mirror SW

O 5 Outer Mirror SW

P 3 Parking Brake SW

P 4 Passenger Side J/B ECU

P 5 Passenger Side J/B ECU

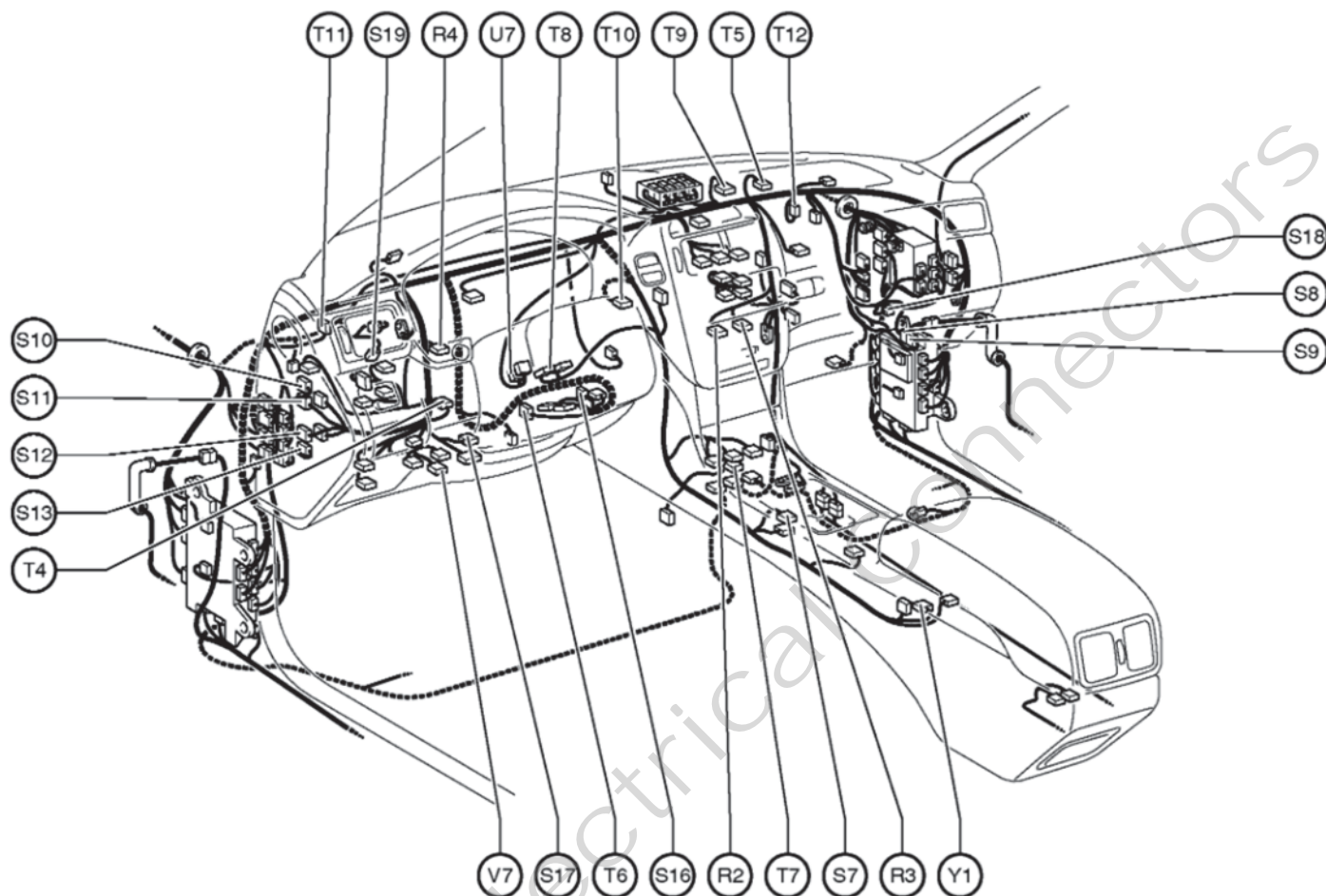
P 6 Passenger Side J/B ECU

P 7 Power Outlet

P 8 Power Tilt and Power Telescopic ECU

P 9 Power Tilt and Power Telescopic ECU

Position of Parts in Instrument Panel



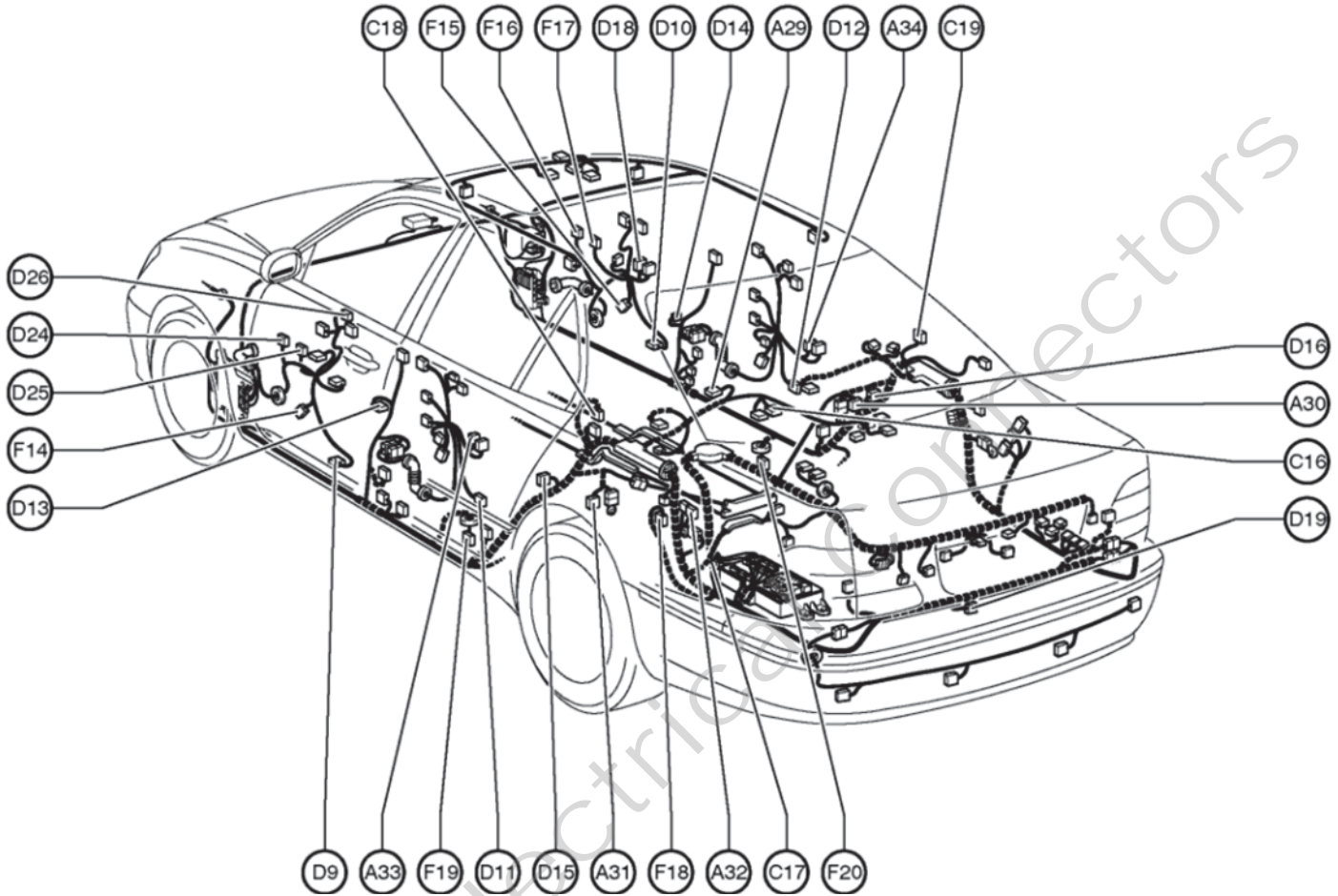
R 2 Radio and Player
 R 3 Radio and Player
 R 4 Rheostat

S 7 Shift Lock Control ECU
 S 8 Short Connector (Height Control)
 S 9 Short Connector (Height Control)
 S10 Skid Control ECU
 S11 Skid Control ECU
 S12 Skid Control ECU
 S13 Skid Control ECU
 S16 Steering Sensor
 S17 Step Light LH
 S18 Step Light RH
 S19 Stop Light SW

T 4 Telescopic Motor and Position Sensor
 T 5 Theft Deterrent ECU
 T 6 Tilt Motor and Position Sensor
 T 7 Traction Control SW, Seat Heater SW LH,
 Seat Heater SW RH, Climate Control Seat SW LH,
 Climate Control Seat SW RH, Headlight Cleaner SW,
 Rear Sunshade SW, Rear Seat Reset SW
 T 8 Transponder Key Amplifier
 T 9 Transponder Key Computer
 T10 Trip SW
 T11 Tweeter Front LH
 T12 Tweeter Front RH
 U 7 Unlock Warning SW
 V 7 VSC Warning Buzzer
 Y 1 Yaw Rate Sensor

G ELECTRICAL WIRING ROUTING

Position of Parts in Body



A29 A/C Solar Sensor (Rear)

A30 ABS Speed Sensor and Pad Wear Indicator SW
Rear RH

A31 ABS Speed Sensor Rear LH

A32 Acceleration Sensor

A33 Ashtray Illumination Rear LH

A34 Ashtray Illumination Rear RH

C16 Clearance Sonar Buzzer (Rear)

C17 Clearance Sonar ECU

C18 Curtain Shield Airbag Squib LH

C19 Curtain Shield Airbag Squib RH

D 9 Door Courtesy Light Front LH

D10 Door Courtesy Light Front RH

D11 Door Courtesy Light Rear LH

D12 Door Courtesy Light Rear RH

D13 Door Courtesy SW Front LH

D14 Door Courtesy SW Front RH

D15 Door Courtesy SW Rear LH

D16 Door Courtesy SW Rear RH

D18 Door Lock Control SW Front RH

D19 Door Lock SW (Luggage)

D24 Driver Door ECU

D25 Driver Door ECU

D26 Driving Position Memory SW

F 14 Front Door Speaker LH

F 15 Front Door Speaker RH

F 16 Front Passenger Door ECU

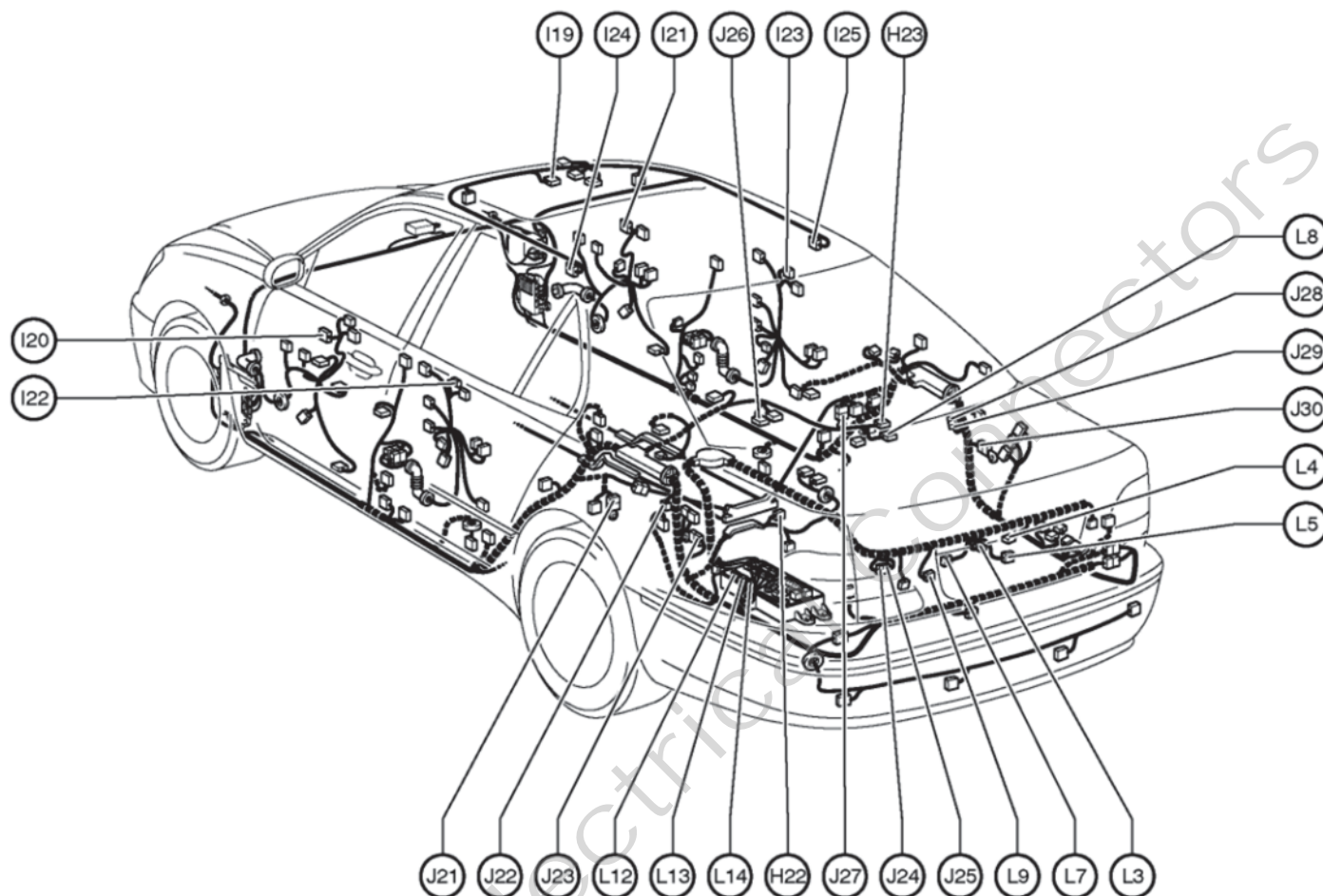
F 17 Front Passenger Door ECU

F 18 Fuel Lid Opener Motor

F 19 Fuel Pump and Fuel Sender (Main)

F 20 Fuel Sender (Sub)

Position of Parts in Body



H22 Height Control Sensor Rear
H23 High Mounted Stop Light

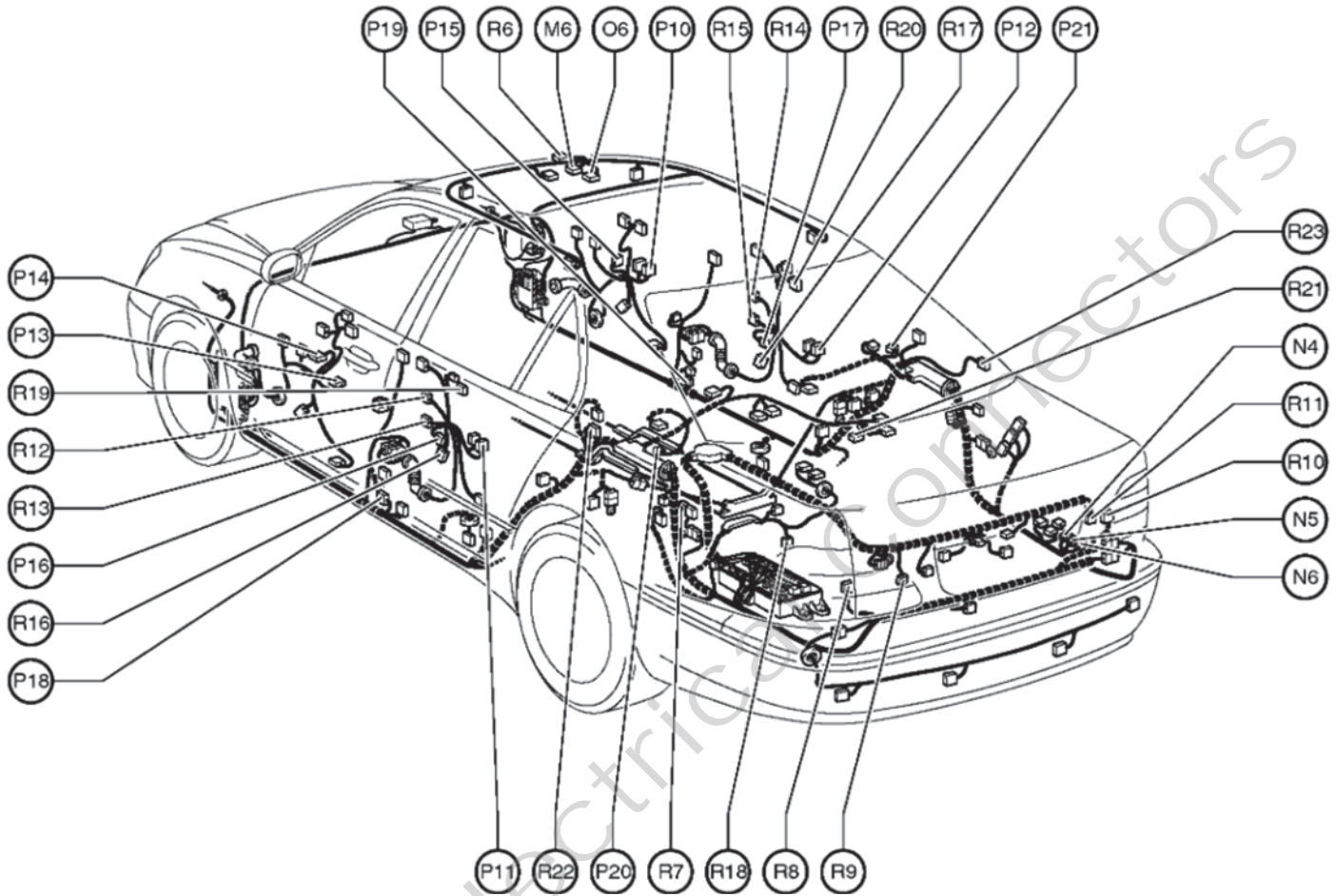
I 19 Inner Mirror
I 20 Inside Handle Illumination Front LH
I 21 Inside Handle Illumination Front RH
I 22 Inside Handle Illumination Rear LH
I 23 Inside Handle Illumination Rear RH
I 24 Interior Light Rear LH
I 25 Interior Light Rear RH

J 21 Junction Connector
J 22 Junction Connector
J 23 Junction Connector
J 24 Junction Connector
J 25 Junction Connector
J 26 Junction Connector
J 27 Junction Connector
J 28 Junction Connector
J 29 Junction Connector
J 30 Junction Connector

L 3 License Plate Light LH
L 4 License Plate Light RH
L 5 Luggage Compartment Door Closer Motor
L 7 Luggage Compartment Door Key Unlock SW
L 8 Luggage Compartment Light No.1
L 9 Luggage Compartment Light No.2
L 12 Luggage Room J/B ECU
L 13 Luggage Room J/B ECU
L 14 Luggage Room J/B ECU

G ELECTRICAL WIRING ROUTING

Position of Parts in Body



M 6 Moon Roof Control ECU

N 4 Navigation ECU

N 5 Navigation ECU

N 6 Navigation ECU

O 6 Overhead J/B

P10 Power Window Control SW Front RH

P11 Power Window Control SW Rear LH

P12 Power Window Control SW Rear RH

P13 Power Window Master SW

P14 Power Window Motor Front LH

P15 Power Window Motor Front RH

P16 Power Window Motor Rear LH

P17 Power Window Motor Rear RH

P18 Pretensioner Front LH

P19 Pretensioner Front RH

P20 Pretensioner Rear LH

P21 Pretensioner Rear RH

R 6 Rain Sensor

R 7 Rear A/C Unit

R 8 Rear Combination Light LH

R 9 Rear Combination Light LH

R10 Rear Combination Light RH

R11 Rear Combination Light RH

R12 Rear Door LH ECU

R13 Rear Door LH ECU

R14 Rear Door RH ECU

R15 Rear Door RH ECU

R16 Rear Door Speaker LH

R17 Rear Door Speaker RH

R18 Rear Height Control Valve

R19 Rear Seat Memory SW LH

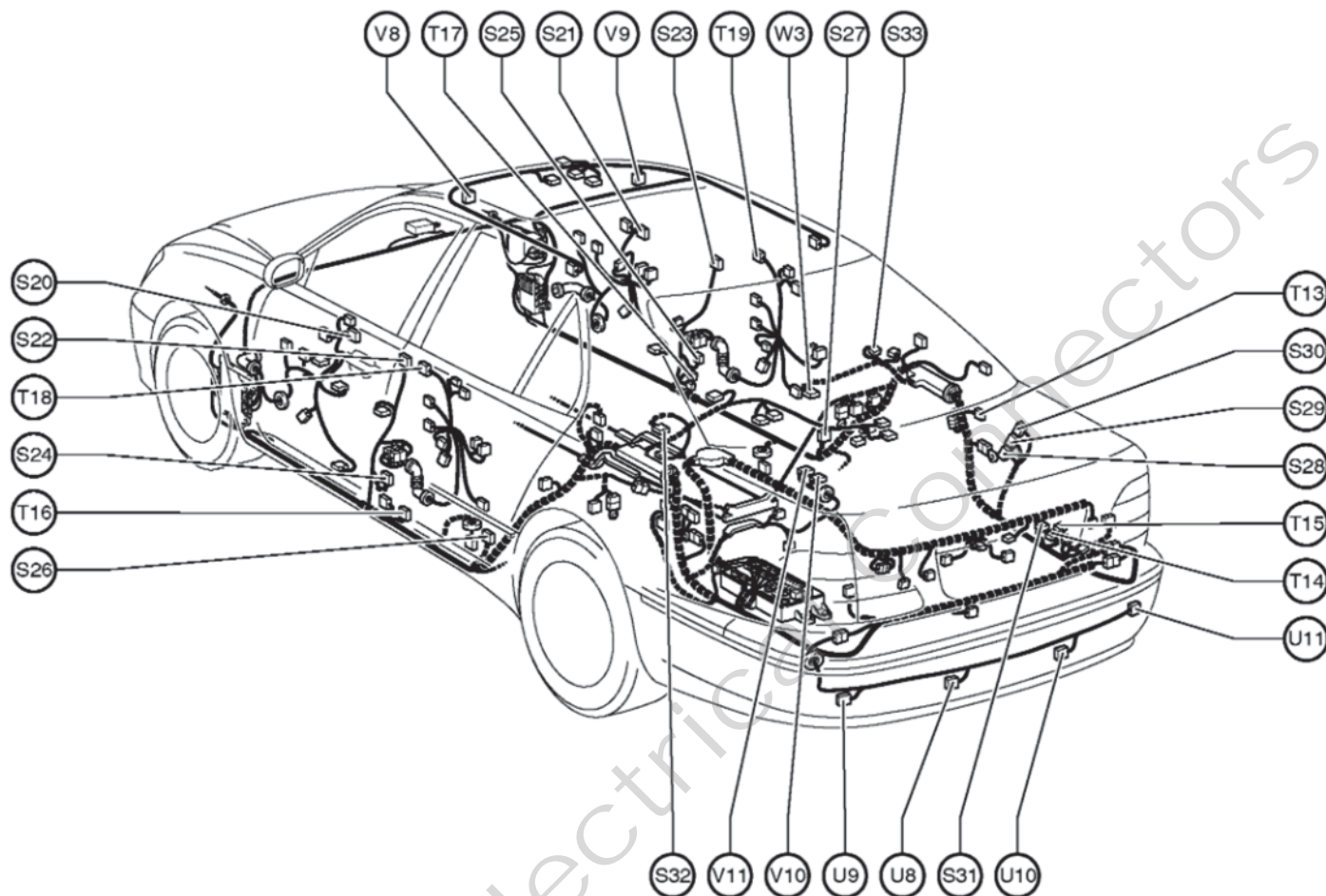
R20 Rear Seat Memory SW RH

R21 Rear Sunshade Control Relay

R22 Rear Window Defogger

R23 Rear Window Defogger

Position of Parts in Body



S20 Shoulder Belt Adjust SW Front LH
 S21 Shoulder Belt Adjust SW Front RH
 S22 Shoulder Belt Anchor Motor and Position Sensor LH
 S23 Shoulder Belt Anchor Motor RH
 S24 Side Airbag Sensor Front LH
 S25 Side Airbag Sensor Front RH
 S26 Side Airbag Sensor Rear LH
 S27 Side Airbag Sensor Rear RH
 S28 Stereo Component Amplifier
 S29 Stereo Component Amplifier
 S30 Stereo Component Amplifier
 S31 Stereo Component Tuner
 S32 Suspension Control Actuator Rear LH
 S33 Suspension Control Actuator Rear RH

T13 Telephone Transceiver and Speaker Relay
 T14 Telephone Transceiver and Speaker Relay
 T15 Telephone Transceiver and Speaker Relay
 T16 Tension Reducer Solenoid LH
 T17 Tension Reducer Solenoid RH
 T18 Tweeter Rear LH
 T19 Tweeter Rear RH

U 8 Ultrasonic Sensor (Rear Left Center)
 U 9 Ultrasonic Sensor (Rear Left)
 U10 Ultrasonic Sensor (Rear Right Center)
 U11 Ultrasonic Sensor (Rear Right)

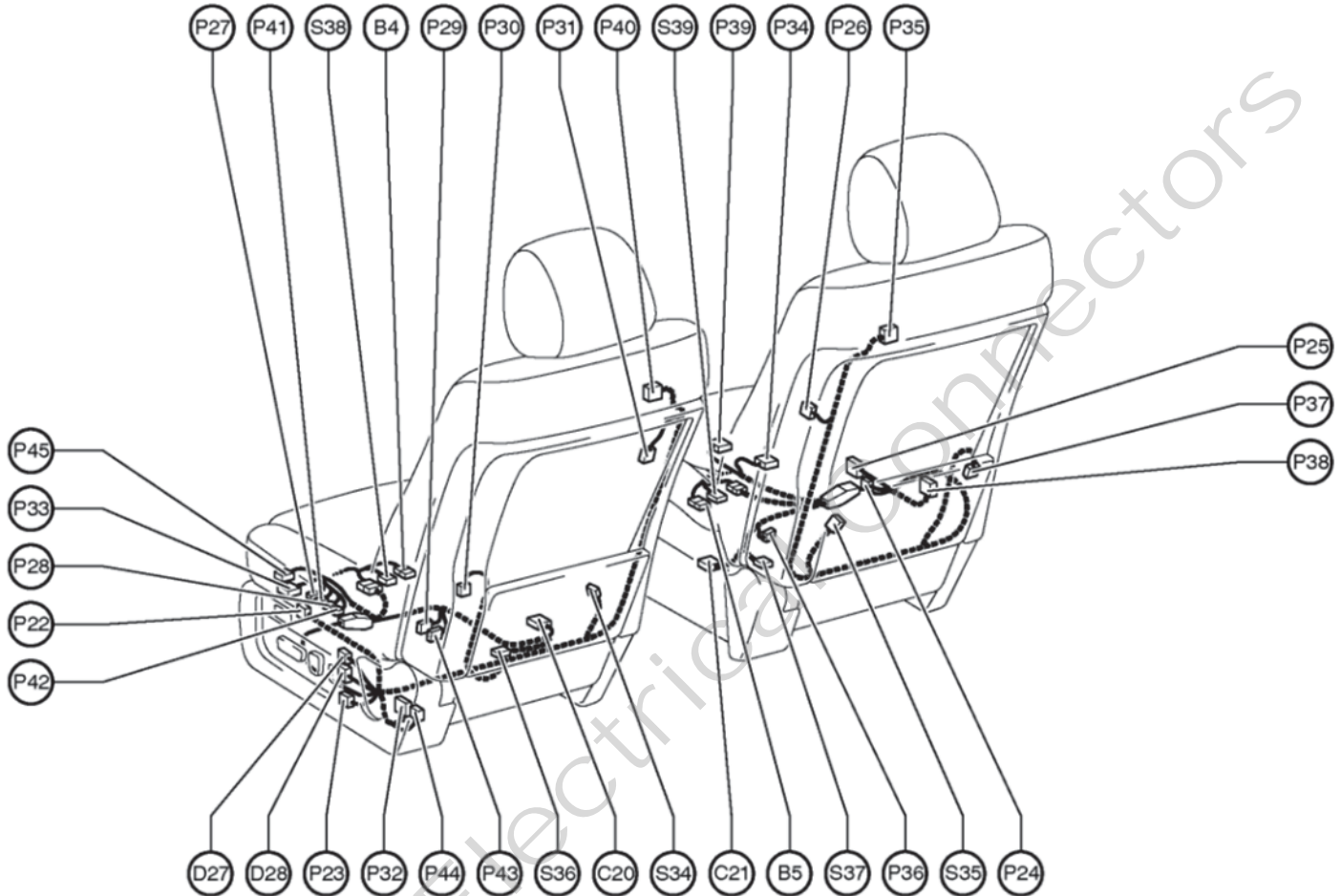
V 8 Vanity Light LH
 V 9 Vanity Light RH
 V10 Vapor Pressure Sensor
 V11 VSV (Pressure Switching Valve)

W 3 Woofer

G ELECTRICAL WIRING ROUTING

Position of Parts in Seat

[Front Seat]



B 4 Buckle SW Front LH
B 5 Buckle SW Front RH

C20 Climate Control Seat ECU (Driver's Seat)
C21 Climate Control Seat ECU (Front Passenger's Seat)

D27 Driver Seat ECU
D28 Driver Seat ECU

P22 Power Seat Control SW (Driver's Seat Cushion)
P23 Power Seat Control SW (Driver's Seat Lumbar Support)
P24 Power Seat Control SW

(Front Passenger's Seat Lumbar Support)
P25 Power Seat Control SW (Front Passenger's Seat)
P26 Power Seat Control SW Sub (Front Passenger's Seat)
P27 Power Seat Motor (Driver's Seat Cushion Control)
P28 Power Seat Motor (Driver's Seat Front Vertical Control)
P29 Power Seat Motor (Driver's Seat Lifter Control)
P30 Power Seat Motor

(Driver's Seat Lumbar Support Lower Side Control)
P31 Power Seat Motor
(Driver's Seat Lumbar Support Upper Side Control)
P32 Power Seat Motor (Driver's Seat Reclining Control)
P33 Power Seat Motor (Driver's Seat Slide Control)
P34 Power Seat Motor
(Front Passenger's Seat Front Vertical Control)

P35 Power Seat Motor
(Front Passenger's Seat Head Rest Control)
P36 Power Seat Motor
(Front Passenger's Seat Lifter Control)
P37 Power Seat Motor
(Front Passenger's Seat Lumbar Support Control)

P38 Power Seat Motor
(Front Passenger's Seat Reclining Control)

P39 Power Seat Motor
(Front Passenger's Seat Slide Control)

P40 Power Seat Motor and Position Sensor
(Driver's Seat Head Rest Control)

P41 Power Seat Position Sensor
(Driver's Seat Cushion Control)

P42 Power Seat Position Sensor
(Driver's Seat Front Vertical Control)

P43 Power Seat Position Sensor (Driver's Seat Lifter Control)

P44 Power Seat Position Sensor
(Driver's Seat Reclining Control)

P45 Power Seat Position Sensor (Driver's Seat Slide Control)

S34 Seat Climate Controller LH (Seat Back)

S35 Seat Climate Controller RH (Seat Back)

S36 Seat Heater Front LH

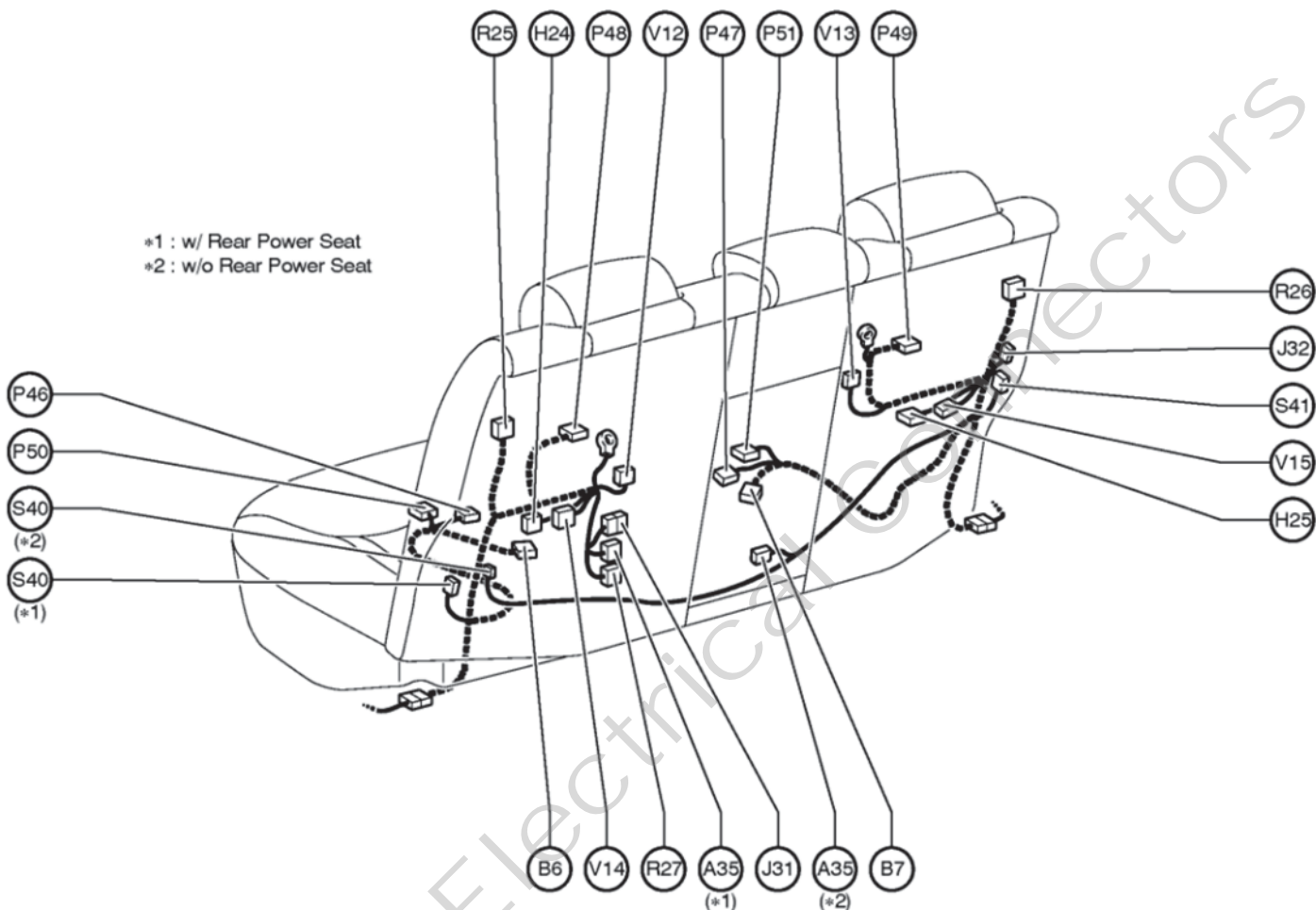
S37 Seat Heater Front RH

S38 Side Airbag Squib LH

S39 Side Airbag Squib RH

Position of Parts in Seat

[Rear Seat]



A35 Audio and Rear A/C Control SW

B 6 Buckle SW Rear LH

B 7 Buckle SW Rear RH

H24 Head Rest Limit SW Rear LH

H25 Head Rest Limit SW Rear RH

J 31 Junction Connector

J 32 Junction Connector

P46 Power Seat Motor
(Rear Passenger's LH Seat Slide Control)

P47 Power Seat Motor
(Rear Passenger's RH Seat Slide Control)

P48 Power Seat Motor and Position Sensor
(Rear Passenger's LH Seat Head Rest Top and Bottom Control)

P49 Power Seat Motor and Position Sensor
(Rear Passenger's RH Seat Head Rest Top and Bottom Control)

P50 Power Seat Position Sensor
(Rear Passenger's LH Seat Slide Control)

P51 Power Seat Position Sensor
(Rear Passenger's RH Seat Slide Control)

R25 Rear LH Seat ECU

R26 Rear RH Seat ECU

R27 Rear Seat Control SW

S40 Seat Heater Rear LH

S41 Seat Heater Rear RH

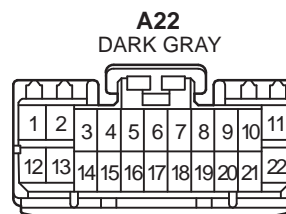
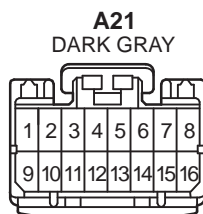
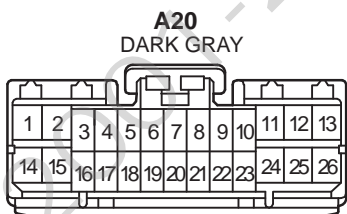

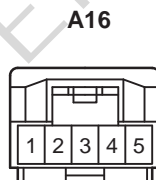
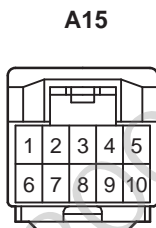
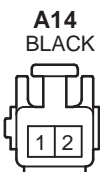


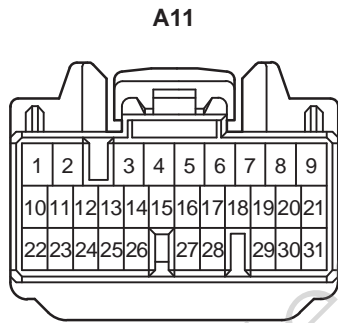
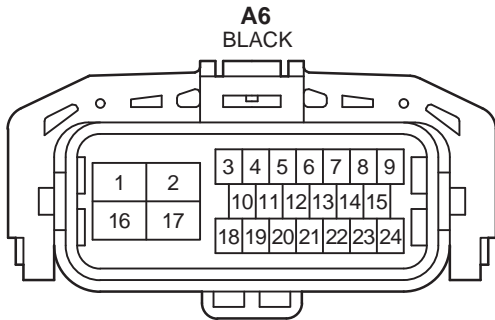

V12 Vibration Seat ECU LH

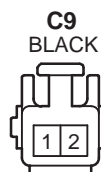

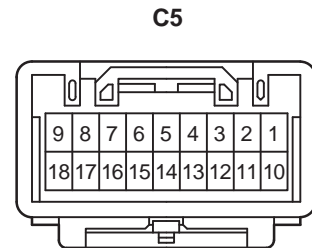
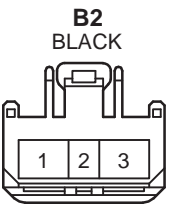
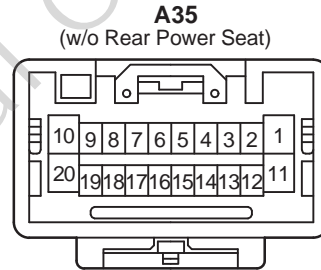
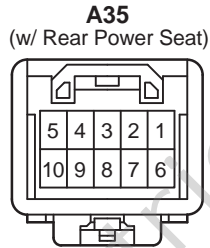


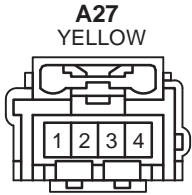
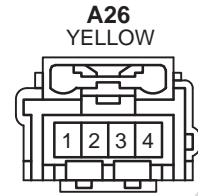
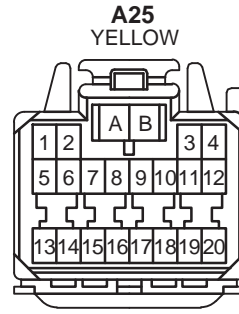
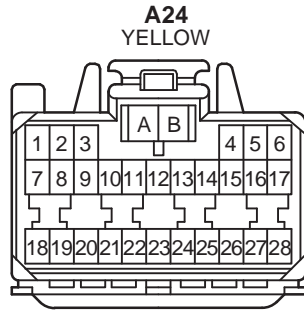
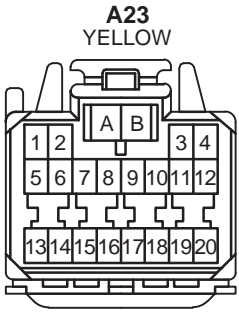
V13 Vibration Seat ECU RH

V14 Vibrator LH

V15 Vibrator RH

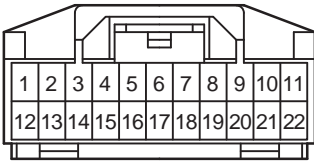
K CONNECTOR LIST



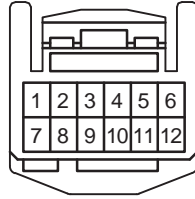


K CONNECTOR LIST

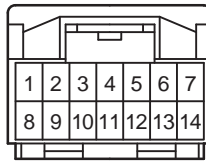
C12



C13
BLACK



C14



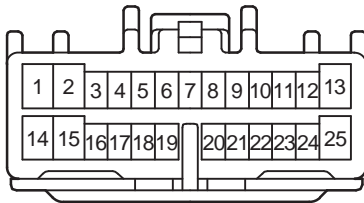
C15
GRAY



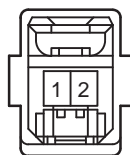
C16
BLACK



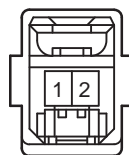
C17



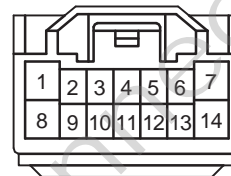
C18
YELLOW




C19
YELLOW



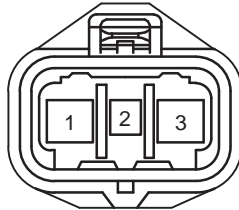
C20



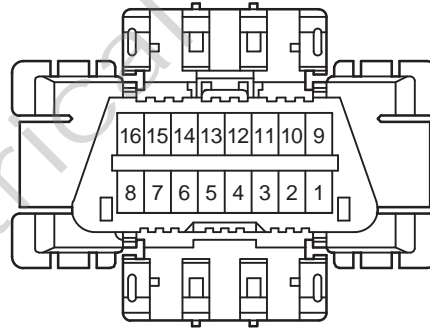
C21




C22
BLACK




D1




D2



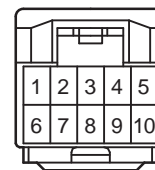
D3



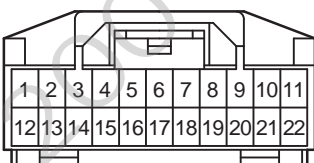
D4



D5




D6



D7
BLACK



D8
BLACK



D9



D10



D11



D12



D13
BLACK



D14
BLACK



D15
BLACK



D16
BLACK



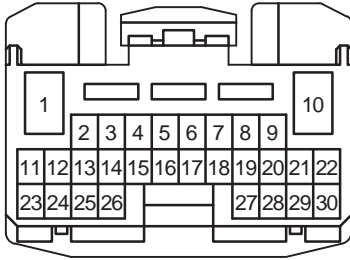
D18



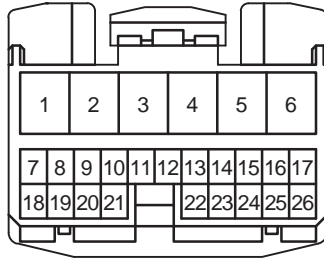
D19



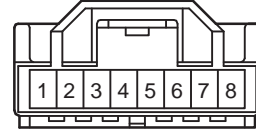
D24



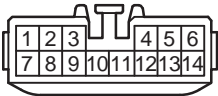
D25



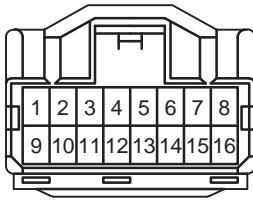
D26




D27




D28




E1
GRAY




E2




E3



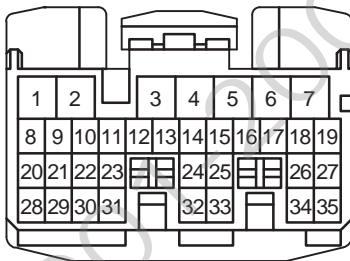
E4



E5



E6



E7
BLACK



E8
BLACK



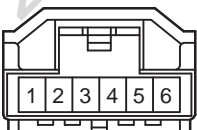
E9
GRAY



E10
BLACK



E11



F1
BROWN



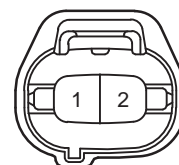
F2
BROWN



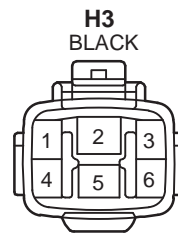

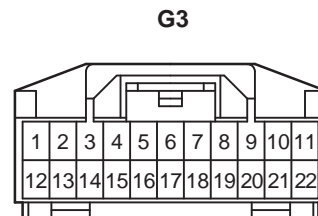
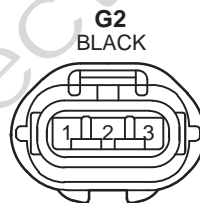
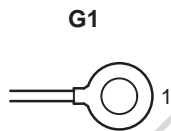
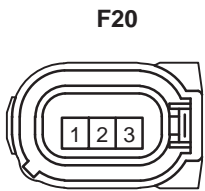
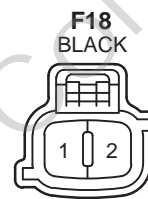
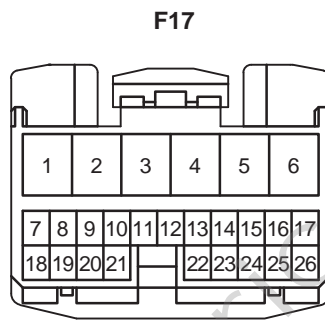
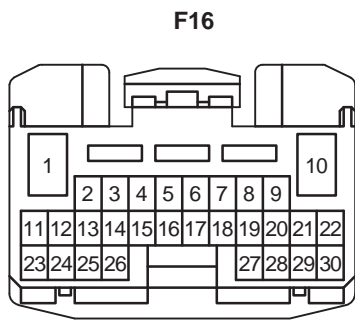
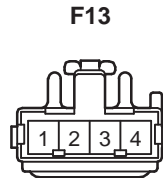

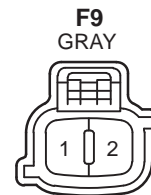

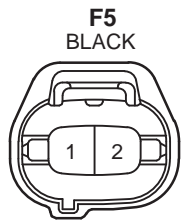
F3
BLACK



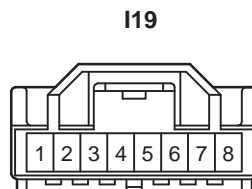
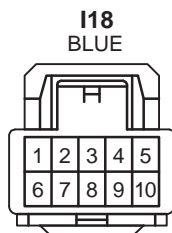


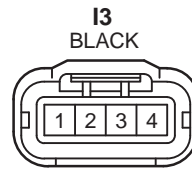
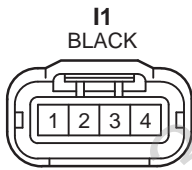
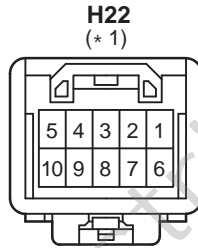
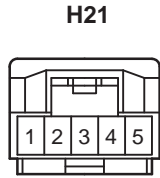
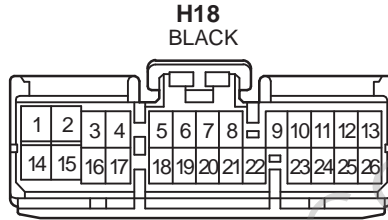
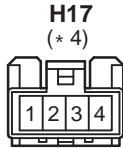
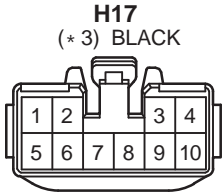
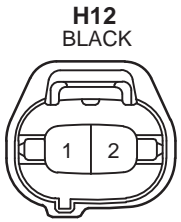
F4
BLACK



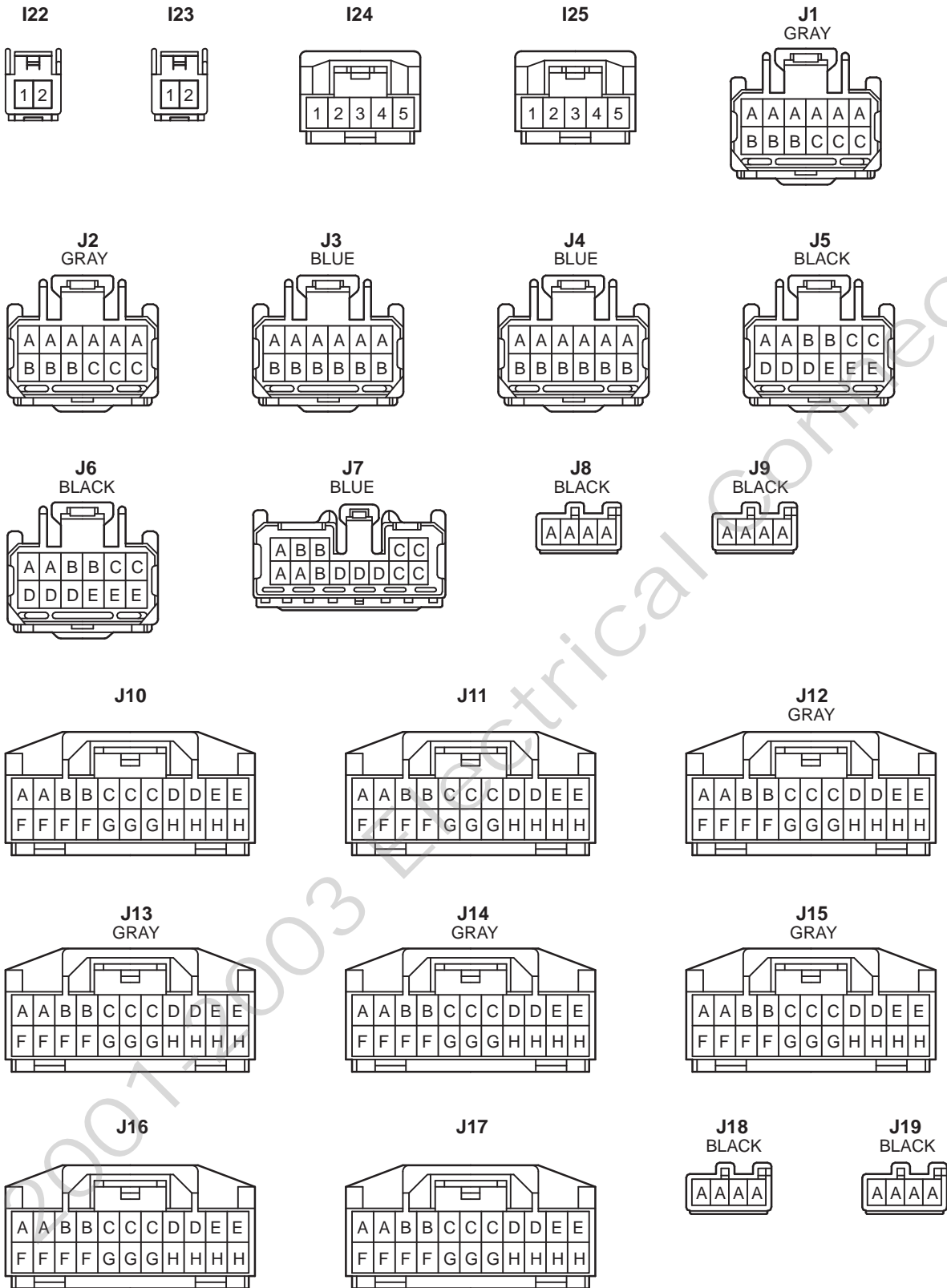
K CONNECTOR LIST

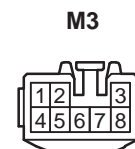
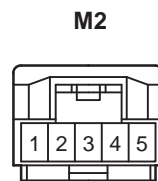
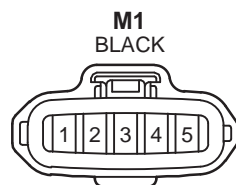
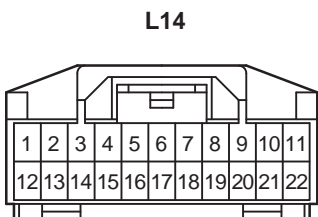
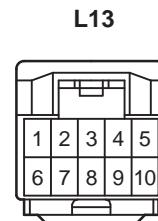
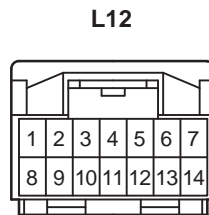
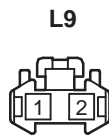

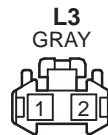

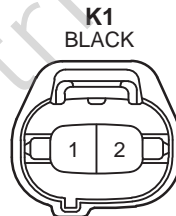
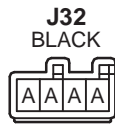
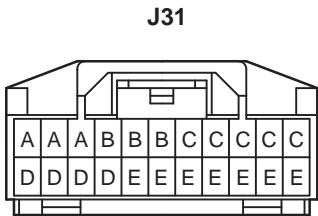
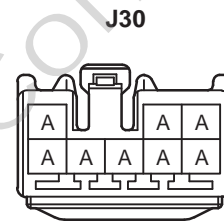
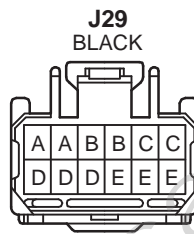
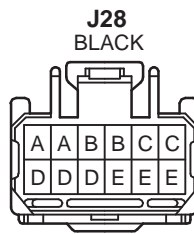
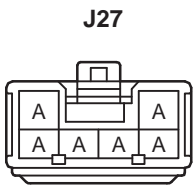
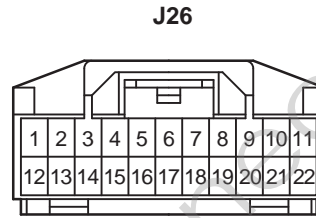
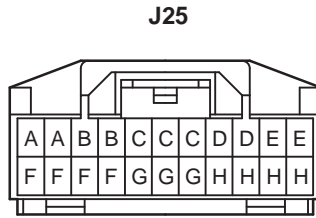
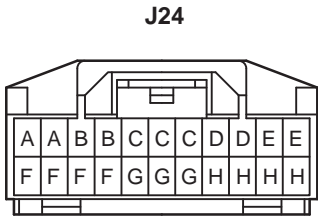
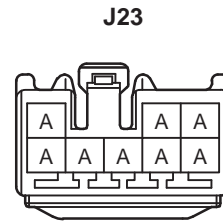
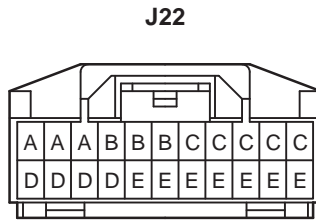
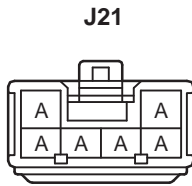
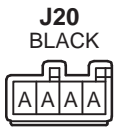


- * 1 : w/ Electronic Modulated Air Suspension
- * 2 : w/o Electronic Modulated Air Suspension
- * 3 : w/ LEXUS Navigation System
- * 4 : w/o LEXUS Navigation System



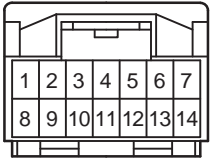
K CONNECTOR LIST






K CONNECTOR LIST


M4



M5



M6



**N1
GRAY**




**N2
GRAY**




**N3
GRAY**




N4



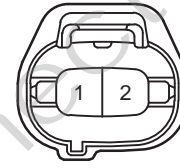
N5



N6



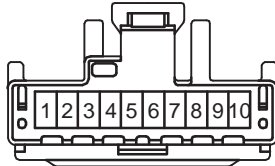
**O1
BLACK**




**O2
GRAY**



**O3
BLACK**



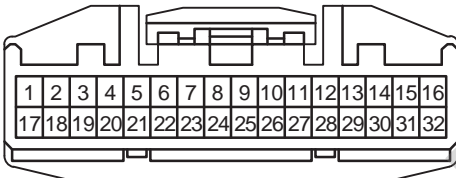
O4




O5



O6



**P1
GRAY**




**P2
BLACK**



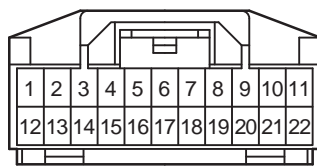
P3




P4



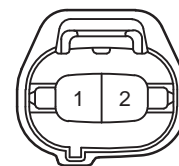
P5



P6



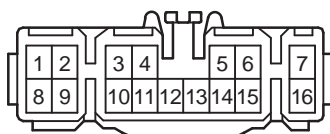
P7



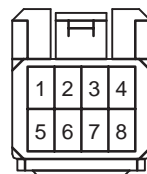
P8




P9



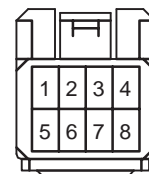
P10

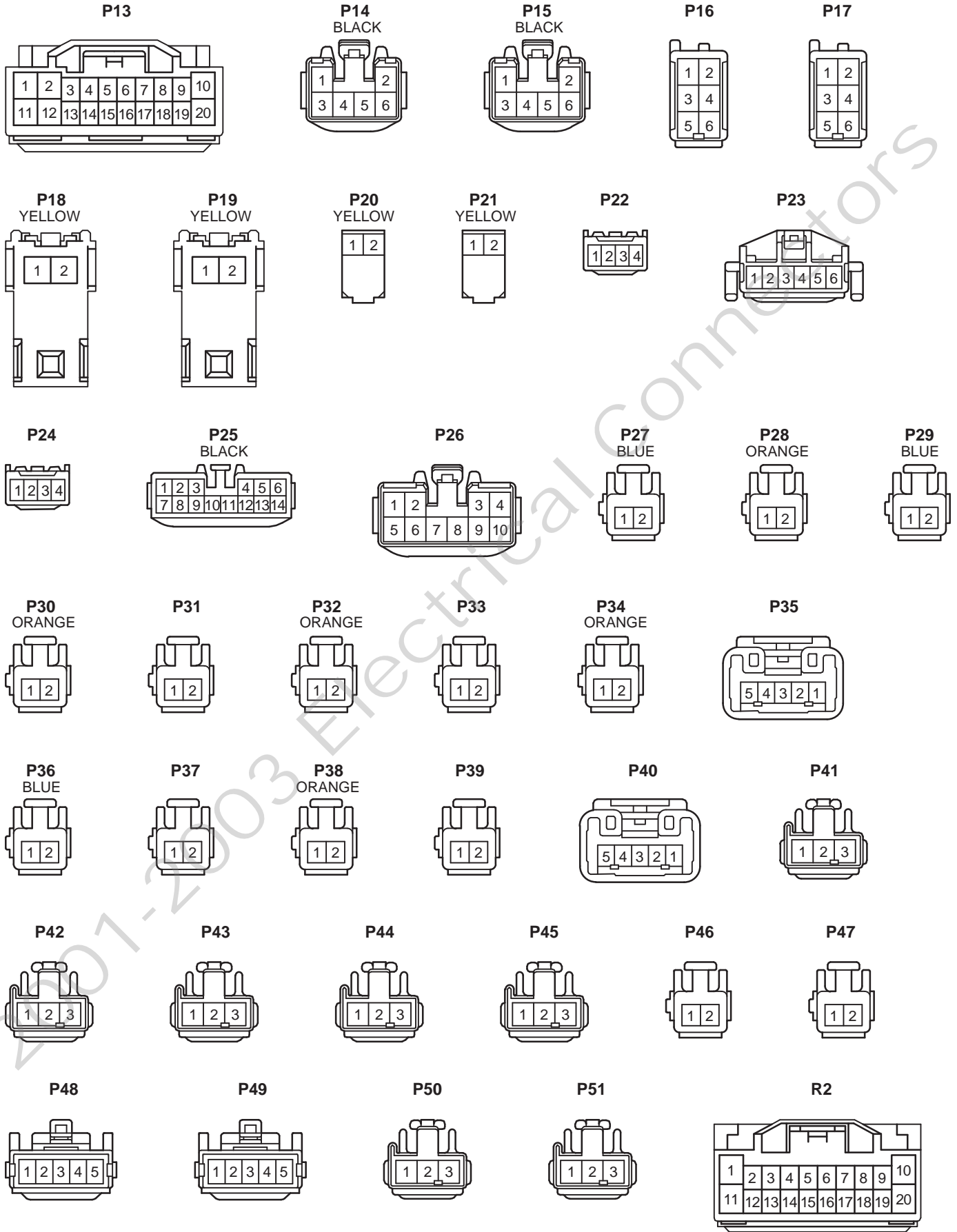


P11




P12






K CONNECTOR LIST


R3



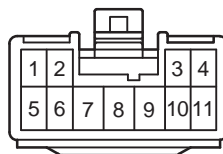
R4




**R6
BLACK**




R7




R8




R9



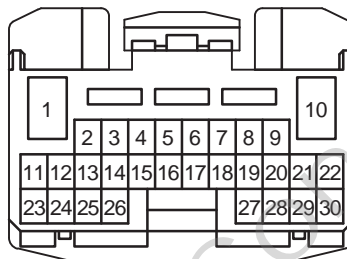
R10



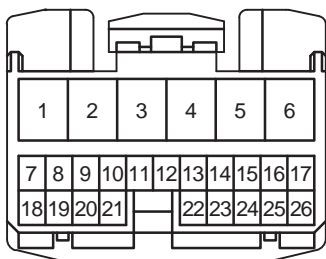
R11



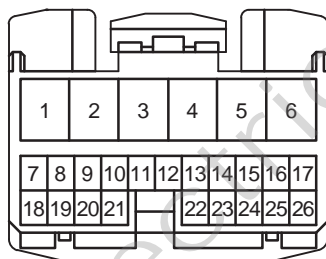
R12



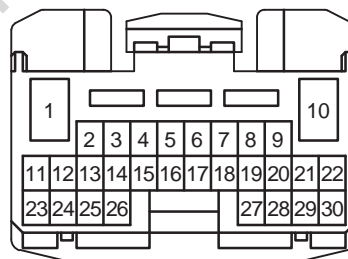
R13



R14



R15



**R16
GRAY**




**R17
GRAY**




**R18
BLACK**




R19



R20



**R21
BLACK**



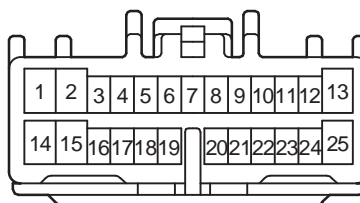
R22



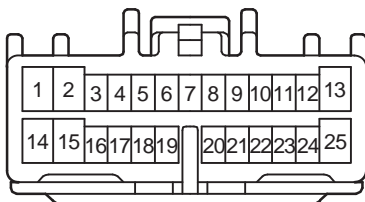
R23




**R25
GRAY**




**R26
GRAY**




**R27
(w/ Rear Power Seat)**



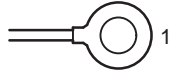
S1



S2




S3




S4
BLACK




S5
BLACK



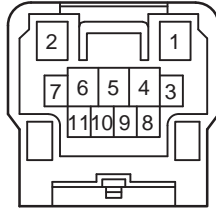
S6
BLACK



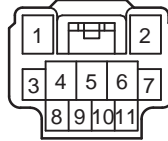
S7



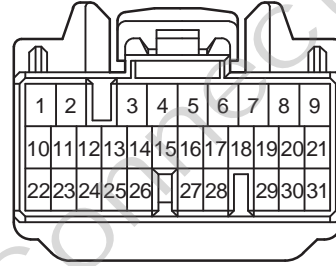
S8
BLUE




S9
BLUE



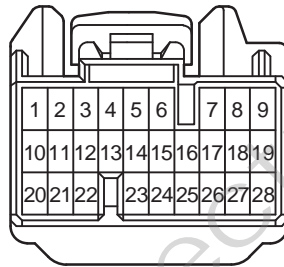
S10
BLACK




S11
BLACK




S12
BLACK



S13
BLACK



S16
BLACK




S17



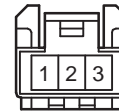
S18



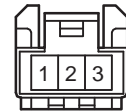
S19
GREEN




S20




S21




S22
BLACK




S23
BLACK




S24
YELLOW



S25
YELLOW



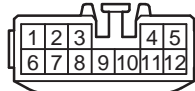
S26
YELLOW



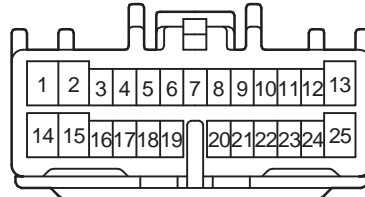
S27
YELLOW



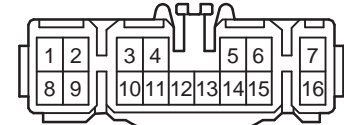
S28



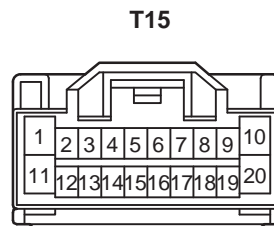
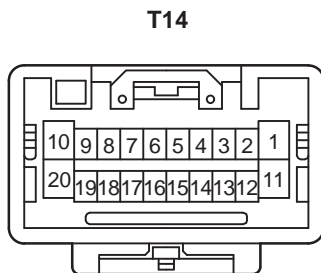
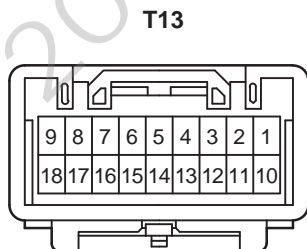
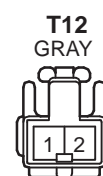
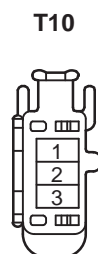
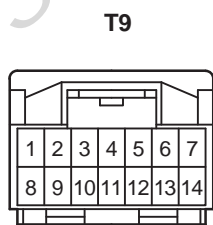
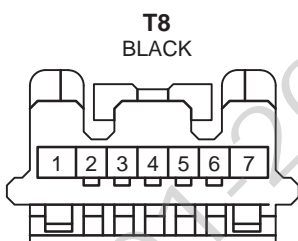
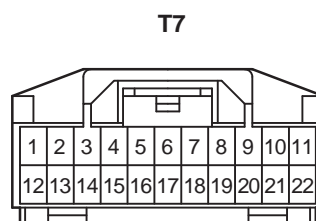

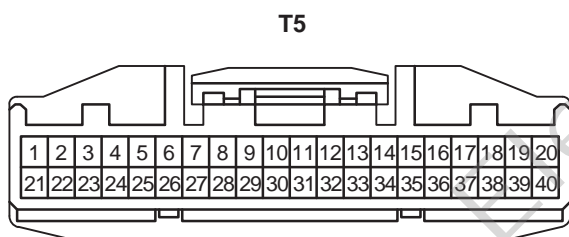

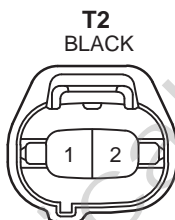

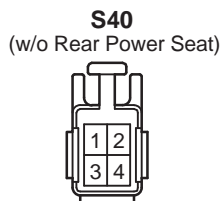
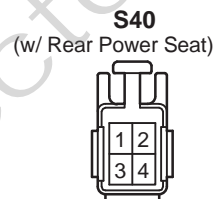


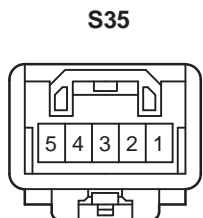



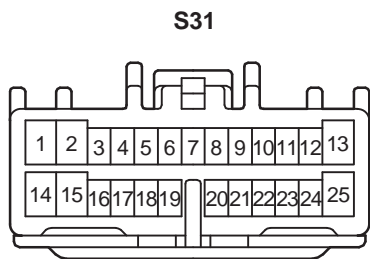
S29




S30



K CONNECTOR LIST





Code	Part Name	Part Number	Code	Part Name	Part Number
A 1	A/C Ambient Temp. Sensor	90980-11070	B 6	Buckle SW Rear LH	90980-10795
A 2	A/C Magnetic Clutch and Lock Sensor	90980-11016	B 7	Buckle SW Rear RH	
A 3	A/C Pressure Sensor	90980-10845	C 1	Camshaft Position Sensor	90980-10947
A 4	A/C Solenoid	90980-10901	C 2	Camshaft Timing Oil Control Valve LH	90980-11162
A 5	ABS & TRAC & VSC Actuator	90980-11451	C 3	Camshaft Timing Oil Control Valve RH	
A 6	ABS & TRAC & VSC Actuator	90980-11893	C 4	Crankshaft Position Sensor	
A 7	ABS Speed Sensor and Pad Wear SW Indicator Front RH	90980-11291	C 5	Cellular Phone	90980-11912
A 8	ABS Speed Sensor Front LH	90980-11247	C 6	Center Cluster Integration Panel	90980-11923
A 9	Airbag Sensor Front LH	90980-11856	C 7	Cigarette Lighter (Front)	90980-11399
A10	Airbag Sensor Front RH		C 8	Cigarette Lighter (Rear)	90980-10858
A11	A/C Control Assembly	90980-11421	C 9	Clearance Sonar Buzzer (Front)	90980-10825
A12	A/C Control Assembly	90980-11476	C10	Clock	90980-12113
A13	A/C Control Assembly	90980-11586	C11	Coin Box Illumination	90980-11918
A14	A/C Room Temp. Sensor	90980-10825	C12	Combination Meter	90980-11915
A15	A/C Room Temp. SW (Driver's Side)	90980-11923	C13	Combination SW	90980-12183
A16	A/C Room Temp. SW (Front Passenger's Side)	90980-11909	C14	Combination SW	90980-11911
A17	A/T Shift Lever Illumination	90980-11918	C15	Console Box Illumination	90980-10886
A18	Absorber Control SW	90980-11950	C16	Clearance Sonar Buzzer (Rear)	90980-10825
A19	Accel Position Sensor	90980-11144	C17	Clearance Sonar ECU	90980-11877
A20	Air Suspension ECU	90980-11390	C18	Curtain Shield Airbag Squib LH	90980-11884
A21	Air Suspension ECU	90980-11391	C19	Curtain Shield Airbag Squib RH	
A22	Air Suspension ECU	90980-11392	C20	Climate Control Seat ECU (Driver's Seat)	82824-50190
A23	Airbag Sensor Assembly	82824-50160	C21	Climate Control Seat ECU (Front Passenger's Seat)	
A24	Airbag Sensor Assembly	90980-11872	C22	Cooling Fan ECU	90980-12058
A25	Airbag Sensor Assembly	82824-50150	D 1	Data Link Connector 3	90980-11665
A26	Airbag Squib (Front Passenger Airbag Assembly)	90980-12160	D 2	Distance Control ECU	90980-11391
A27	Airbag Squib (Steering Wheel Pad)		D 3	Driver Side J/B ECU	90980-11973
A28	Automatic Light Control Sensor and A/C Solar Sensor (Front)	90980-12056	D 4	Driver Side J/B ECU	90980-11923
A29	A/C Solar Sensor (Rear)	90980-10825	D 5	Driver Side J/B ECU	
A30	ABS Speed Sensor and Pad Wear Indicator SW Rear RH	90980-10794	D 6	Driver Side J/B ECU	90980-11915
A31	ABS Speed Sensor Rear LH	90980-10859	D 7	Duct Sensor (Driver's Side)	90980-10825
A32	Acceleration Sensor	90980-10845	D 8	Duct Sensor (Front Passenger's Side)	
A33	Ashtray Illumination Rear LH	90980-12111	D 9	Door Courtesy Light Front LH	90980-11148
A34	Ashtray Illumination Rear RH		D10	Door Courtesy Light Front RH	
A35	Audio and Rear A/C Control SW (w/ Rear Power Seat)	90980-11922	D11	Door Courtesy Light Rear LH	
	Audio and Rear A/C Control SW (w/o Rear Power Seat)	90980-12025	D12	Door Courtesy Light Rear RH	
			D13	Door Courtesy SW Front LH	90980-10871
			D14	Door Courtesy SW Front RH	
		D15	Door Courtesy SW Rear LH		
B 1	Brake Fluid Level Warning SW	90980-11207	D16	Door Courtesy SW Rear RH	
B 2	Blower Motor	90980-11667	D18	Door Lock Control SW Front RH	90980-11950
B 3	Brake Pedal Load Sensing SW	90980-10860	D19	Door Lock SW (Luggage)	90980-11141
B 4	Buckle SW Front LH	90980-11194	D24	Driver Door ECU	90980-12151
B 5	Buckle SW Front RH		D25	Driver Door ECU	90980-12150
			D26	Driving Position Memory SW	90980-11989

L PART NUMBER OF CONNECTORS

Code	Part Name	Part Number	Code	Part Name	Part Number
D27	Driver Seat ECU	90980-10807	H 7	Headlight LH (High)	90980-11095
D28	Driver Seat ECU	90980-12094	H 8	Headlight RH (High)	
E 1	Electronically Controlled Transmission Solenoid	90980-11151	H 9	Heated Oxygen Sensor (Bank 1 Sensor 1)	90980-10869
E 2	Engine Control Module	90980-12146	H10	Heated Oxygen Sensor (Bank 2 Sensor 1)	
E 3	Engine Control Module	90980-12142	H11	Height Control Compressor	90980-10990
E 4	Engine Control Module	90980-12143	H12	Height Control Exhaust Valve	90980-11156
E 5	Engine Control Module	90980-12144	H13	Height Control Sensor Front LH	90980-11929
E 6	Engine Control Module	90980-12145	H14	Height Control Sensor Front RH	
E 7	Engine Coolant Temp. Sensor	90980-10736	H15	Horn (High)	90980-10619
E 8	Engine Hood Courtesy SW	90980-11189	H16	Horn (Low)	
E 9	Engine Oil Level Sensor	90980-11235	H17	Hazard SW (w/ LEXUS Navigation System)	90980-10801
E10	Exhaust Gas Sensor	90980-11034		Hazard SW (w/o LEXUS Navigation System)	90980-11950
E11	Electronically Controlled Transmission Pattern Select SW	90980-11986	H18	Headlight Beam Level Control ECU	90980-11406
F 1	Front Fog Light LH	90980-11096	H19	Heated Oxygen Sensor (Bank 1 Sensor 2)	90980-10858
F 2	Front Fog Light RH		H20	Heated Oxygen Sensor (Bank 2 Sensor 2)	90980-11399
F 3	Front Height Control Valve	90980-11143	H21	Height Control SW	90980-11909
F 4	Front Parking Light LH	90980-11156	H22	Height Control Sensor Rear (w/o Electronically Modulated Air Suspension)	90980-11298
F 5	Front Parking Light RH			Height Control Sensor Rear (w/ Electronically Modulated Air Suspension)	90980-11922
F 6	Front Side Marker Light LH	90980-11009	H23	High Mounted Stop Light	90980-10825
F 7	Front Side Marker Light RH		H24	Head Rest Limit SW Rear LH	
F 8	Front Turn Signal Light LH	90980-11019	H25	Head Rest Limit SW Rear RH	
F 9	Front Turn Signal Light RH		I 1	Ignition Coil and Igniter No.1	90980-11885
F10	Front Wiper Motor	90980-11290	I 2	Ignition Coil and Igniter No.2	
F11	Fuel Pump Resistor	90980-11003	I 3	Ignition Coil and Igniter No.3	
F12	Fuel Lid Opener SW	90980-10825	I 4	Ignition Coil and Igniter No.4	
F13	Fuel Lid Opener SW Illumination	90980-11013	I 5	Ignition Coil and Igniter No.5	
F14	Front Door Speaker LH	90980-10935	I 6	Ignition Coil and Igniter No.6	
F15	Front Door Speaker RH		I 7	Ignition Coil and Igniter No.7	
F16	Front Passenger Door ECU	90980-12151	I 8	Ignition Coil and Igniter No.8	
F17	Front Passenger Door ECU	90980-12150	I 9	Injector No.1	90980-11153
F18	Fuel Lid Opener Motor	90980-11019	I10	Injector No.2	
F19	Fuel Pump and Fuel Sender (Main)	90980-11077	I11	Injector No.3	
F20	Fuel Sender (Sub)	90980-12168	I12	Injector No.4	
G 1	Generator	90980-09363	I13	Injector No.5	
G 2	Generator	90980-11349	I14	Injector No.6	
G 3	Gateway ECU	90980-11915	I15	Injector No.7	
G 4	Glove Box Light No.1	90980-11918	I16	Injector No.8	
G 5	Glove Box Light No.2		I17	Ignition SW	90980-11778
H 1	Headlight Beam Level Control Actuator LH	90980-11144	I18	Instrument Panel Register	90980-12135
H 2	Headlight Beam Level Control Actuator RH		I19	Inner Mirror	90980-11989
H 3	Headlight Cleaner Control Relay	90980-10939	I20	Inside Handle Illumination Front LH	90980-12063
H 4	Headlight Cleaner Motor	90980-11410	I21	Inside Handle Illumination Front RH	
H 5	Headlight Control ECU LH	90980-11003			
H 6	Headlight Control ECU RH				

Note: Not all of the above part numbers of the connector are established for the supply.

Code	Part Name	Part Number	Code	Part Name	Part Number
I22	Inside Handle Illumination Rear LH	90980-12063	L 7	Luggage Compartment Door Key Unlock SW	90980-10825
I23	Inside Handle Illumination Rear RH		L 8	Luggage Compartment Light No.1	90980-11148
I24	Interior Light Rear LH	90980-11909	L 9	Luggage Compartment Light No.2	
I25	Interior Light Rear RH		L12	Luggage Room J/B ECU	90980-11911
J 1	Junction Connector	90980-11661	L13	Luggage Room J/B ECU	90980-11923
J 2	Junction Connector		L14	Luggage Room J/B ECU	90980-11915
J 3	Junction Connector		M 1	Mass Air Flow Meter	90980-11317
J 4	Junction Connector		M 2	Magnetic Field Sensor	90980-11909
J 5	Junction Connector		M 3	Multi-Display	90980-10799
J 6	Junction Connector		M 4	Multi-Display	90980-11911
J 7	Junction Connector	90980-11542	M 5	Multi-Display	90980-11923
J 8	Junction Connector	90980-11398	M 6	Moon Roof Control ECU	90980-10997
J 9	Junction Connector		N 1	Noise Filter (Ignition Left Bank)	90980-10843
J10	Junction Connector	90980-11915	N 2	Noise Filter (Ignition Right Bank)	
J11	Junction Connector		N 3	Noise Filter (Rear Window Defogger)	90980-11184
J12	Junction Connector		N 4	Navigation ECU	90980-11973
J13	Junction Connector		N 5	Navigation ECU	90980-11923
J14	Junction Connector		N 6	Navigation ECU	90980-12221
J15	Junction Connector		O 1	O/D Direct Clutch Speed Sensor	90980-11156
J16	Junction Connector	90980-11398	O 2	Oil Pressure SW	90980-11363
J17	Junction Connector		O 3	Outer Mirror SW	90980-11657
J18	Junction Connector		O 4	Outer Mirror SW	90980-11989
J19	Junction Connector		O 5	Outer Mirror SW	90980-11950
J20	Junction Connector		O 6	Overhead J/B	90980-12153
J21	Junction Connector		90980-10976	P 1	Park/Neutral Position SW
J22	Junction Connector	90980-11915	P 2	PPS Solenoid	90980-11162
J23	Junction Connector	90980-11686	P 3	Parking Brake SW	90980-10871
J24	Junction Connector	90980-11915	P 4	Passenger Side J/B ECU	90980-11973
J25	Junction Connector		P 5	Passenger Side J/B ECU	90980-11915
J26	Junction Connector	90980-10976	P 6	Passenger Side J/B ECU	90980-11923
J27	Junction Connector		P 7	Power Outlet	90980-11155
J28	Junction Connector	90980-11661	P 8	Power Tilt and Power Telescopic ECU	90980-10799
J29	Junction Connector	90980-11686	P 9	Power Tilt and Power Telescopic ECU	90980-10848
J30	Junction Connector		P10	Power Window Control SW Front RH	90980-12113
J31	Junction Connector	90980-11915	P11	Power Window Control SW Rear LH	
J32	Junction Connector	90980-11398	P12	Power Window Control SW Rear RH	
K 1	Keyless Buzzer	90980-11156	P13	Power Window Master SW	90980-12166
K 2	Knock Sensor LH	90980-11166	P14	Power Window Motor Front LH	90980-10797
K 3	Knock Sensor RH		P15	Power Window Motor Front RH	
K 4	Keyless Buzzer On/Off SW	90980-10860	P16	Power Window Motor Rear LH	90980-11011
L 1	Laser Radar Sensor	90980-11904	P17	Power Window Motor Rear RH	
L 2	Luggage Compartment Door Opener SW	90980-10860	P18	Pretensioner Front LH	90980-12138
L 3	License Plate Light LH	90980-11148	P19	Pretensioner Front RH	
L 4	License Plate Light RH		90980-11011		

L PART NUMBER OF CONNECTORS

Code	Part Name	Part Number	Code	Part Name	Part Number	
P20	Pretensioner Rear LH	90980-11862	P48	Power Seat Motor and Position Sensor (Rear Passenger's LH Seat Head Rest Top and Bottom Control)	90980-10789	
P21	Pretensioner Rear RH		P49	Power Seat Motor and Position Sensor (Rear Passenger's RH Seat Head Rest Top and Bottom Control)		
P22	Power Seat Control SW (Driver's Seat Cushion)	90980-10601	P50	Power Seat Position Sensor (Rear Passenger's LH Seat Slide Control)	90980-10908	
P23	Power Seat Control SW (Driver's Seat Lumbar Support)	90980-10964	P51	Power Seat Position Sensor (Rear Passenger's RH Seat Slide Control)		
P24	Power Seat Control SW (Front Passenger's Seat Lumbar Support)	90980-10601	R 2	Radio and Player	90980-12038	
P25	Power Seat Control SW (Front Passenger's Seat)	90980-10807	R 3	Radio and Player	90980-12012	
P26	Power Seat Control SW Sub (Front Passenger's Seat)	90980-10801	R 4	Rheostat	90980-11989	
P27	Power Seat Motor (Driver's Seat Cushion Control)	90980-10825	R 6	Rain Sensor	90980-11987	
P28	Power Seat Motor (Driver's Seat Front Vertical Control)		R 7	Rear A/C Unit	90980-10830	
P29	Power Seat Motor (Driver's Seat Lifter Control)		R 8	Rear Combination Light LH	90980-11587	
P30	Power Seat Motor (Driver's Seat Lumbar Support Lower Side Control)		R 9	Rear Combination Light LH		
P31	Power Seat Motor (Driver's Seat Lumbar Support Upper Side Control)		R10	Rear Combination Light RH		
P32	Power Seat Motor (Driver's Seat Reclining Control)		R11	Rear Combination Light RH	90980-12151	
P33	Power Seat Motor (Driver's Seat Slide Control)		R12	Rear Door LH ECU		
P34	Power Seat Motor (Front Passenger's Seat Front Vertical Control)		R13	Rear Door LH ECU	90980-12150	
P35	Power Seat Motor (Front Passenger's Seat Head Rest Control)		90980-11085	R14	Rear Door RH ECU	90980-12151
P36	Power Seat Motor (Front Passenger's Seat Lifter Control)		90980-10825	R15	Rear Door RH ECU	
P37	Power Seat Motor (Front Passenger's Seat Lumbar Support Control)			R16	Rear Door Speaker LH	90980-10935
P38	Power Seat Motor (Front Passenger's Seat Reclining Control)			R17	Rear Door Speaker RH	
P39	Power Seat Motor (Front Passenger's Seat Slide Control)			R18	Rear Height Control Valve	90980-11860
P40	Power Seat Motor and Position Sensor (Driver's Seat Head Rest Control)			90980-11085	R19	Rear Seat Memory SW LH
P41	Power Seat Position Sensor (Driver's Seat Cushion Control)	90980-10908		R20	Rear Seat Memory SW RH	
P42	Power Seat Position Sensor (Driver's Seat Front Vertical Control)			R21	Rear Sunshade Control Relay	90980-10789
P43	Power Seat Position Sensor (Driver's Seat Lifter Control)		R22	Rear Window Defogger	90980-11259	
P44	Power Seat Position Sensor (Driver's Seat Reclining Control)		R23	Rear Window Defogger	90980-10914	
P45	Power Seat Position Sensor (Driver's Seat Slide Control)		R25	Rear LH Seat ECU	90980-11877	
P46	Power Seat Motor (Rear Passenger's LH Seat Slide Control)		R26	Rear RH Seat ECU		
P47	Power Seat Motor (Rear Passenger's RH Seat Slide Control)		90980-10825	R27	Rear Seat Control SW	90980-12025
				S 1	Short Connector	90980-11922
				S 2	Short Connector	90980-11923
			S 3	Starter	90980-09585	
			S 4	Starter	90980-11400	
			S 5	Suspension Control Actuator Front LH	90980-10789	
			S 6	Suspension Control Actuator Front RH		
			S 7	Shift Lock Control ECU	90980-11923	
			S 8	Short Connector (Height Control)	90980-12002	
			S 9	Short Connector (Height Control)	90980-12003	
			S10	Skid Control ECU	90980-11421	
			S11	Skid Control ECU	90980-11476	
			S12	Skid Control ECU	90980-11637	
			S13	Skid Control ECU	90980-11638	

Note: Not all of the above part numbers of the connector are established for the supply.

Code	Part Name	Part Number	Code	Part Name	Part Number		
S16	Steering Sensor	90980-12162	T18	Tweeter Rear LH	90980-10795		
S17	Step Light LH	90980-12063	T19	Tweeter Rear RH			
S18	Step Light RH		S19	Stop Light SW	90980-10795	U 1	Ultrasonic Sensor (Front Left Center)
S20	Shoulder Belt Adjust SW Front LH	90980-11987	U 2	Ultrasonic Sensor (Front Left)			
S21	Shoulder Belt Adjust SW Front RH		U 3	Ultrasonic Sensor (Front Left Side)	90980-11246		
S22	Shoulder Belt Anchor Motor and Position Sensor LH	90980-12056	U 4	Ultrasonic Sensor (Front Right Center)			
S23	Shoulder Belt Anchor Motor RH	82824-50130	U 5	Ultrasonic Sensor (Front Right)			
S24	Side Airbag Sensor Front LH	90980-12225	U 6	Ultrasonic Sensor (Front Right Side)	90980-10795		
S25	Side Airbag Sensor Front RH		U 7	Unlock Warning SW			
S26	Side Airbag Sensor Rear LH	90980-12241	U 8	Ultrasonic Sensor (Rear Left Center)	90980-11246		
S27	Side Airbag Sensor Rear RH		U 9	Ultrasonic Sensor (Rear Left)			
S28	Stereo Component Amplifier		90980-10803	U10		Ultrasonic Sensor (Rear Right Center)	
S29	Stereo Component Amplifier	90980-11877	U11	Ultrasonic Sensor (Rear Right)			
S30	Stereo Component Amplifier	90980-10848	V 1	Vehicle Speed Sensor	90980-11156		
S31	Stereo Component Tuner	90980-11877	V 2	VSV (ACIS)			
S32	Suspension Control Actuator Rear LH	90980-10789	V 3	VSV (Canister Closed Valve)	90980-11162		
S33	Suspension Control Actuator Rear RH		V 4	VSV (EVAP)	90980-11156		
S34	Seat Climate Controller LH (Seat Back)	90980-11920	V 5	VVT Sensor LH	90980-10947		
S35	Seat Climate Controller RH (Seat Back)		V 6	VVT Sensor RH			
S36	Seat Heater Front LH	90980-10907	V 7	VSC Warning Buzzer	90980-10906		
S37	Seat Heater Front RH		V 8	Vanity Light LH	90980-11369		
S38	Side Airbag Squib LH	90980-11864	V 9	Vanity Light RH			
S39	Side Airbag Squib RH		V10	Vapor Pressure Sensor	90980-11860		
S40	Seat Heater Rear LH	90980-10795	V11	VSV (Pressure Switching Valve)	90980-11859		
S41	Seat Heater Rear RH		V12	Vibration Seat ECU LH	90980-10803		
T 1	Theft Deterrent Horn	90980-10619	V13	Vibration Seat ECU RH			
T 2	Throttle Control Motor	90980-11156	V14	Vibrator LH	90980-10908		
T 3	Throttle Position Sensor	90980-10711	V15	Vibrator RH			
T 4	Telescopic Motor and Position Sensor	90980-10799	W 1	Washer Level Sensor	90980-11068		
T 5	Theft Deterrent ECU	90980-12169	W 2	Washer Motor	90980-10981		
T 6	Tilt Motor and Position Sensor	90980-10799	W 3	Woofer	90980-10795		
T 7	Traction Control SW, Seat Heater SW LH, Seat Heater SW RH, Climate Control Seat SW LH, Climate Control Seat SW RH, Headlight Cleaner SW, Rear Sunshade SW, Rear Seat Reset SW	90980-11915	Y 1	Yaw Rate Sensor	90980-12080		
T 8	Transponder Key Amplifier	90980-12092					
T 9	Transponder Key Computer	90980-11911					
T10	Trip SW	90980-11490					
T11	Tweeter Front LH	90980-10860					
T12	Tweeter Front RH						
T13	Telephone Transceiver and Speaker Relay	90980-11912					
T14	Telephone Transceiver and Speaker Relay	90980-12025					
T15	Telephone Transceiver and Speaker Relay	90980-11971					
T16	Tension Reducer Solenoid LH	90980-12063					
T17	Tension Reducer Solenoid RH						

2001-2003 Electrical Connectors