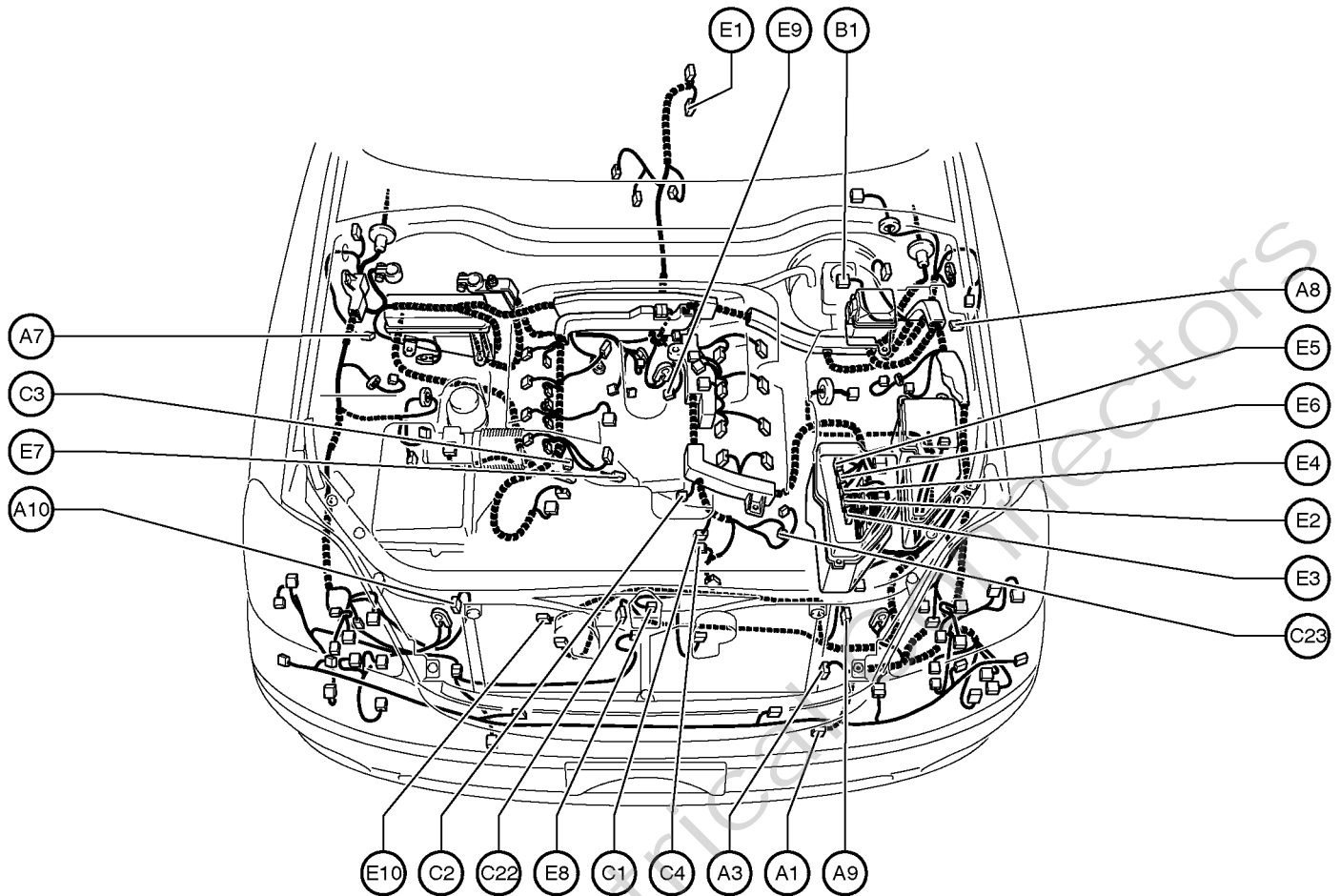


G ELECTRICAL WIRING ROUTING

Position of Parts in Engine Compartment



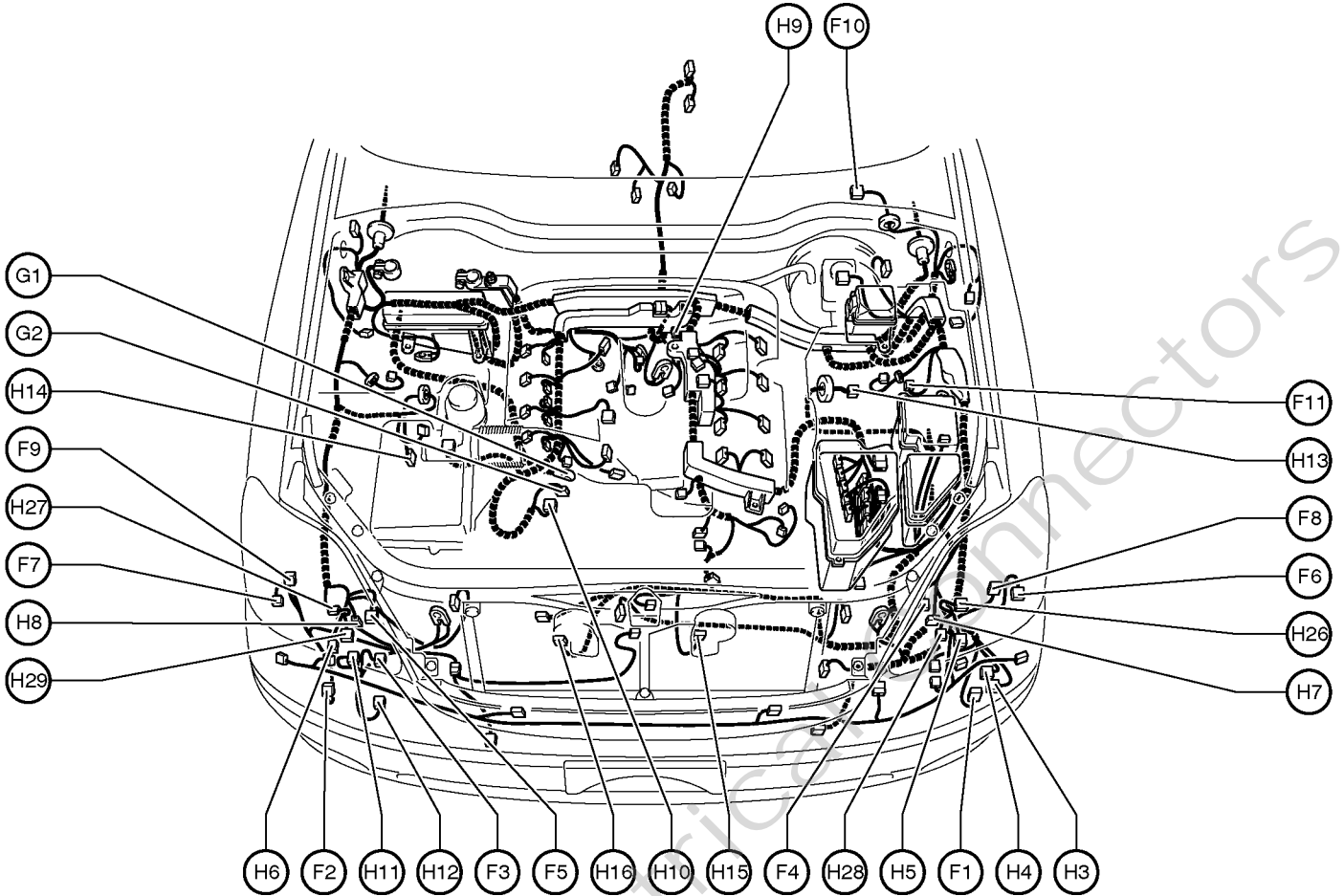
- A 1 A/C Ambient Temp. Sensor
- A 3 A/C Pressure Sensor
- A 7 ABS Speed Sensor and Pad Wear Indicator SW
Front RH
- A 8 ABS Speed Sensor Front LH
- A 9 Airbag Sensor Front LH
- A10 Airbag Sensor Front RH

- B 1 Brake Fluid Level Warning SW

- C 1 Camshaft Position Sensor
- C 2 Camshaft Timing Oil Control Valve LH
- C 3 Camshaft Timing Oil Control Valve RH
- C 4 Crankshaft Position Sensor
- C22 Cooling Fan ECU
- C23 Compressor Assembly

- E 1 Electronically Controlled Transmission Solenoid
- E 2 Engine Control Module
- E 3 Engine Control Module
- E 4 Engine Control Module
- E 5 Engine Control Module
- E 6 Engine Control Module
- E 7 Engine Coolant Temp. Sensor
- E 8 Engine Hood Courtesy SW
- E 9 Engine Oil Level Sensor
- E10 Exhaust Gas Sensor

Position of Parts in Engine Compartment



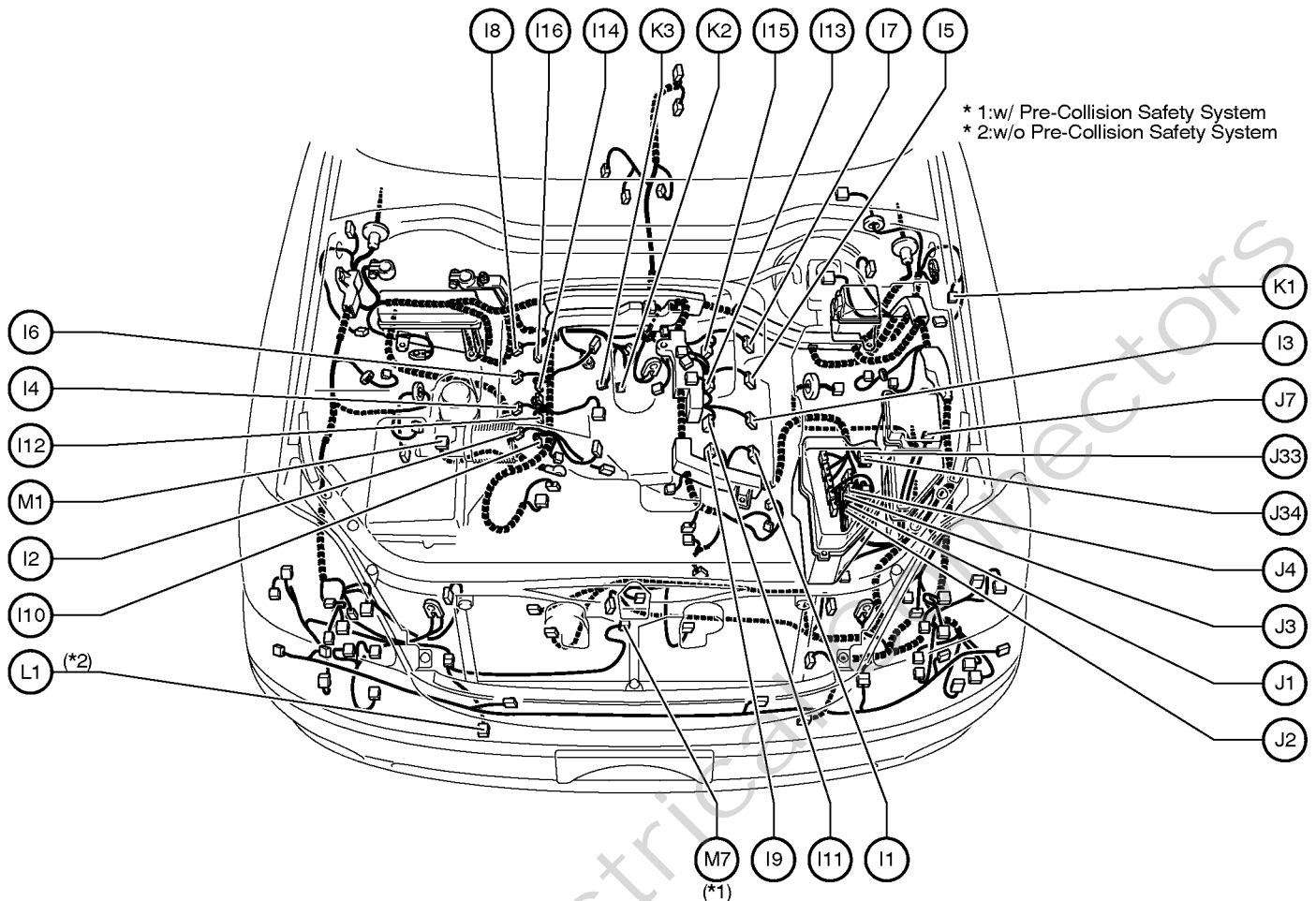
F 1 Front Fog Light LH
 F 2 Front Fog Light RH
 F 3 Front Height Control Valve
 F 4 Front Parking Light LH
 F 5 Front Parking Light RH
 F 6 Front Side Marker Light LH
 F 7 Front Side Marker Light RH
 F 8 Front Turn Signal Light LH
 F 9 Front Turn Signal Light RH
 F 10 Front Wiper Motor
 F 11 Fuel Pump Resistor

G 1 Generator
 G 2 Generator

H 3 Headlight Cleaner Control Relay
 H 4 Headlight Cleaner Motor
 H 5 Headlight Control ECU LH
 H 6 Headlight Control ECU RH
 H 7 Headlight LH (High)
 H 8 Headlight RH (High)
 H 9 Heated Oxygen Sensor (Bank 1 Sensor 1)
 H 10 Heated Oxygen Sensor (Bank 2 Sensor 1)
 H 11 Height Control Compressor
 H 12 Height Control Exhaust Valve
 H 13 Height Control Sensor Front LH
 H 14 Height Control Sensor Front RH
 H 15 Horn (High)
 H 16 Horn (Low)
 H 26 Headlight Beam Level Control Actuator LH
 H 27 Headlight Beam Level Control Actuator RH
 H 28 Headlight LH
 H 29 Headlight RH

G ELECTRICAL WIRING ROUTING

Position of Parts in Engine Compartment



- I 1 Ignition Coil and Igniter No.1
- I 2 Ignition Coil and Igniter No.2
- I 3 Ignition Coil and Igniter No.3
- I 4 Ignition Coil and Igniter No.4
- I 5 Ignition Coil and Igniter No.5
- I 6 Ignition Coil and Igniter No.6
- I 7 Ignition Coil and Igniter No.7
- I 8 Ignition Coil and Igniter No.8
- I 9 Injector No.1
- I 10 Injector No.2
- I 11 Injector No.3
- I 12 Injector No.4
- I 13 Injector No.5
- I 14 Injector No.6
- I 15 Injector No.7
- I 16 Injector No.8

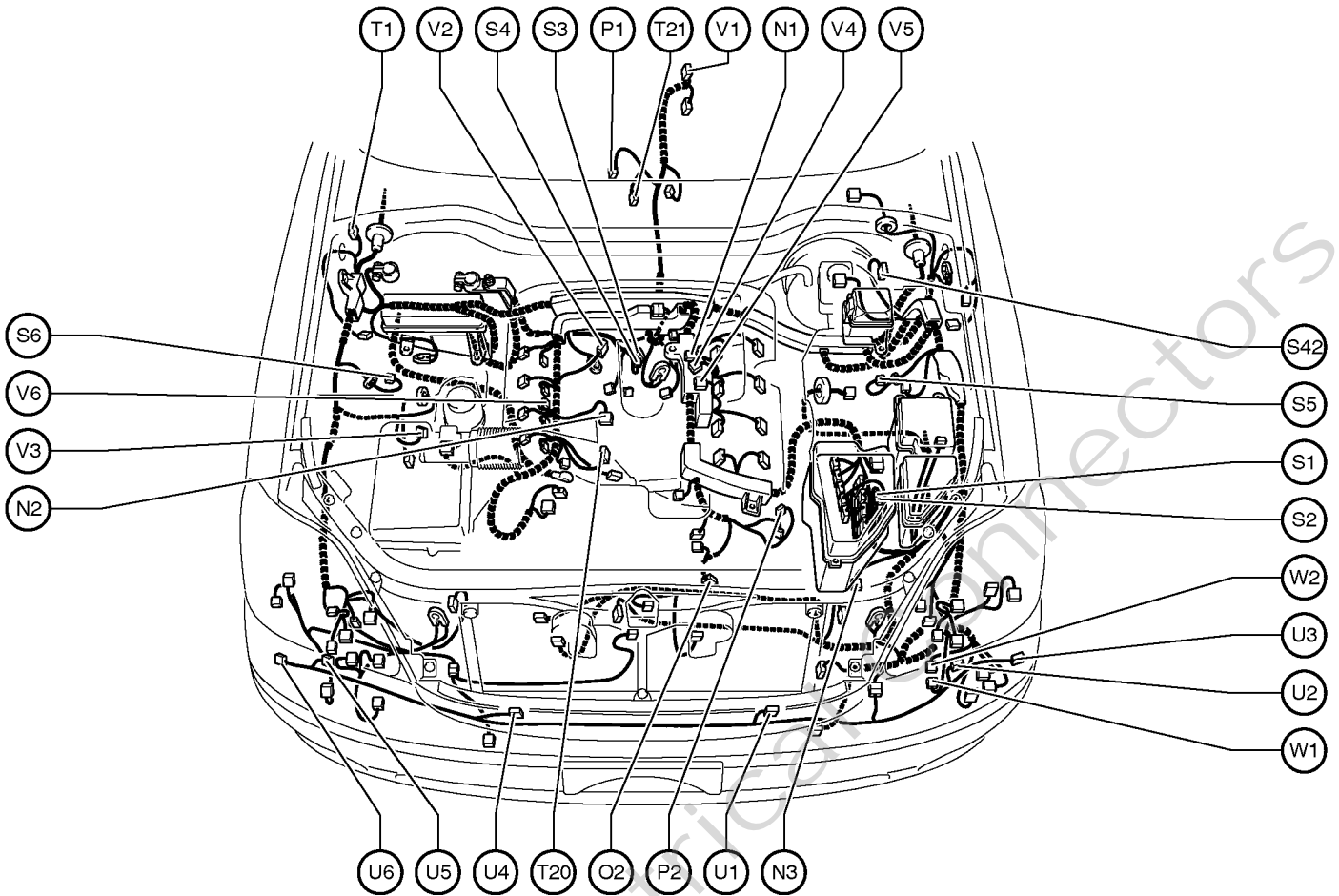
- J 1 Junction Connector
- J 2 Junction Connector
- J 3 Junction Connector
- J 4 Junction Connector
- J 7 Junction Connector
- J 33 Junction Connector
- J 34 Junction Connector

- K 1 Keyless Buzzer
- K 2 Knock Sensor (Bank 1)
- K 3 Knock Sensor (Bank 2)

- L 1 Laser Sensor

- M 1 Mass Air Flow Meter
- M 7 Millimeter Wave Radar Sensor

Position of Parts in Engine Compartment



N 1 Noise Filter (Ignition Left Bank)
 N 2 Noise Filter (Ignition Right Bank)
 N 3 Noise Filter (Rear Window Defogger)

O 2 Oil Pressure SW

P 1 Park/Neutral Position SW
 P 2 PPS Solenoid

S 1 Short Connector
 S 2 Short Connector
 S 3 Starter
 S 4 Starter
 S 5 Suspension Control Actuator Front LH
 S 6 Suspension Control Actuator Front RH
 S42 Skid Control ECU with Actuator

T 1 Theft Deterrent Horn
 T20 Throttle Position Sensor and Motor
 T21 Turbine Speed Sensor

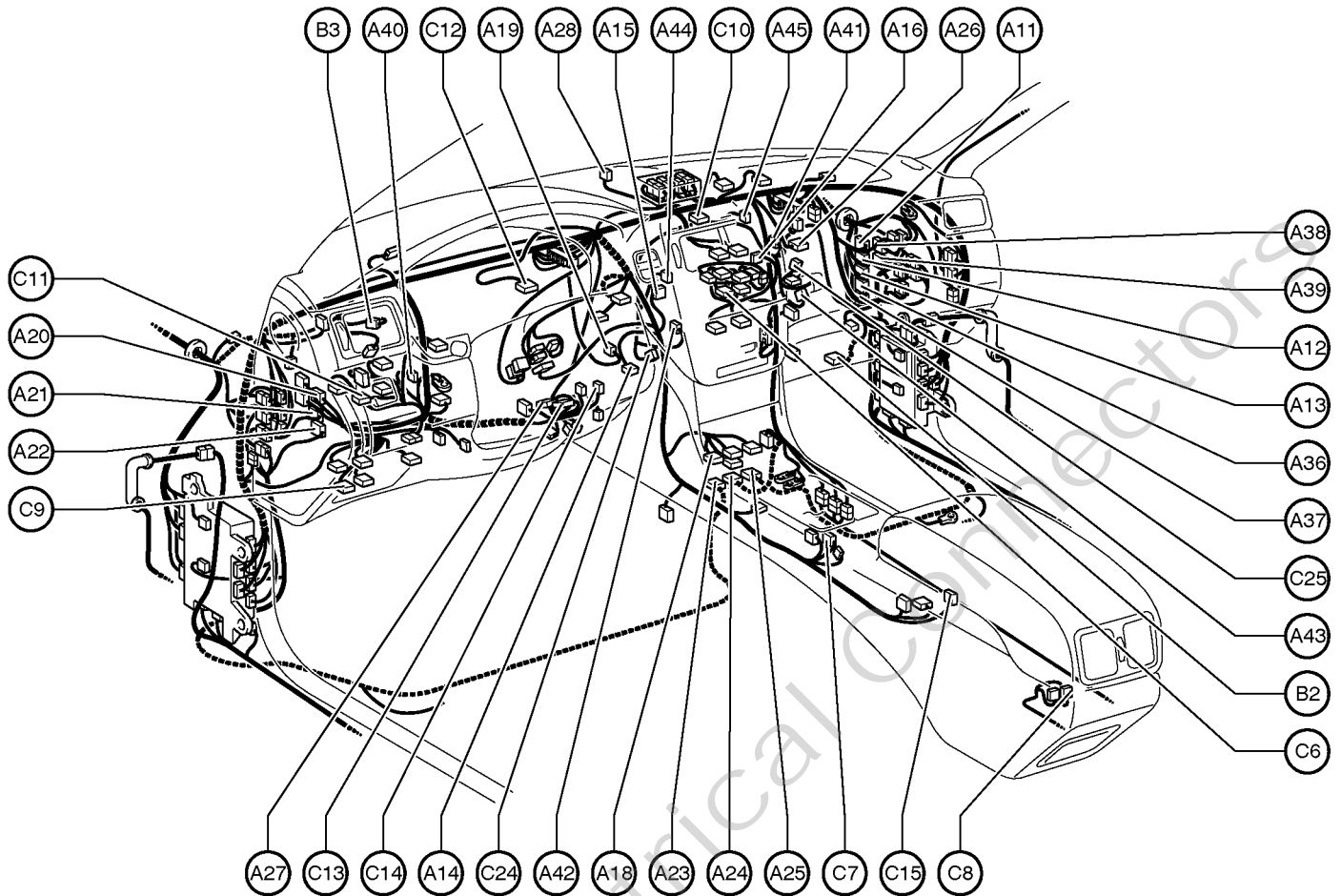
U 1 Ultrasonic Sensor (Front Left Center)
 U 2 Ultrasonic Sensor (Front Left)
 U 3 Ultrasonic Sensor (Front Left Side)
 U 4 Ultrasonic Sensor (Front Right Center)
 U 5 Ultrasonic Sensor (Front Right)
 U 6 Ultrasonic Sensor (Front Right Side)

V 1 Vehicle Speed Sensor
 V 2 VSV (ACIS)
 V 3 VSV (Canister Closed Valve)
 V 4 VSV (EVAP)
 V 5 VVT Sensor LH
 V 6 VVT Sensor RH

W 1 Washer Level Sensor
 W 2 Washer Motor

G ELECTRICAL WIRING ROUTING

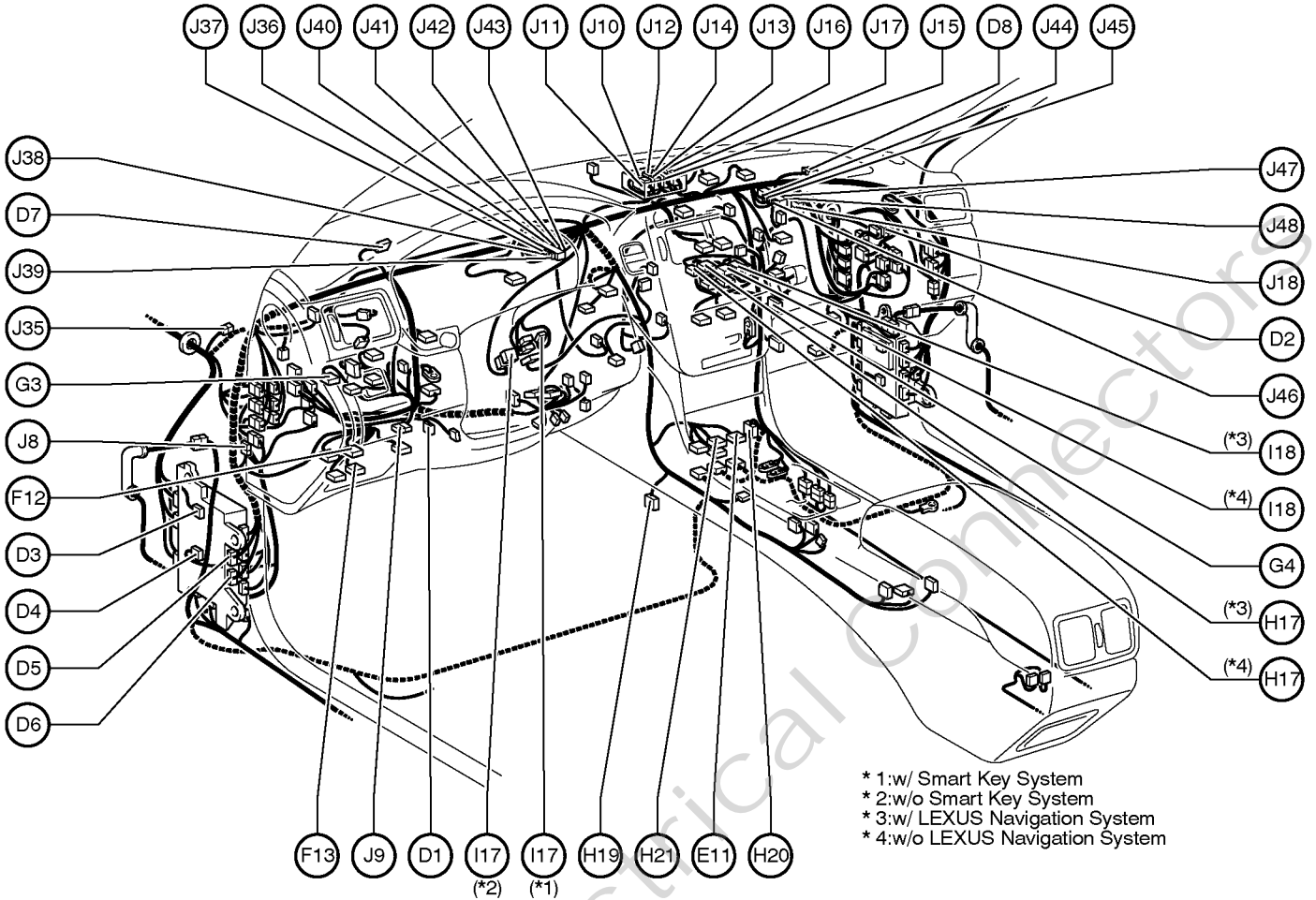
Position of Parts in Instrument Panel



- A 11 A/C Control Assembly
- A 12 A/C Control Assembly
- A 13 A/C Control Assembly
- A 14 A/C Room Temp. Sensor
- A 15 A/C Room Temp. SW (Driver's Side)
- A 16 A/C Room Temp. SW (Front Passenger's Side)
- A 18 Absorber Control SW
- A 19 Accel Position Sensor
- A 20 Air Suspension ECU
- A 21 Air Suspension ECU
- A 22 Air Suspension ECU
- A 23 Airbag Sensor Assembly
- A 24 Airbag Sensor Assembly
- A 25 Airbag Sensor Assembly
- A 26 Airbag Squib (Front Passenger Airbag Assembly)
- A 27 Airbag Squib (Steering Wheel Pad)
- A 28 Automatic Light Control Sensor and A/C Solar Sensor (Front)
- A 36 A/C Control Assembly
- A 37 A/C Control Assembly
- A 38 AFS ECU
- A 39 AFS ECU
- A 40 AFS Off SW

- A 41 Air Inlet Control Servo Motor
- A 42 Air Mix Control Servo Motor (Driver Side)
- A 43 Air Mix Control Servo Motor (Front Passenger Side)
- A 44 Air Vent Mode Control Servo Motor (Driver Side)
- A 45 Air Vent Mode Control Servo Motor (Front Passenger Side)
- B 2 Blower Motor
- B 3 Brake Pedal Load Sensing SW
- C 6 Center Cluster Integration Panel
- C 7 Cigarette Lighter (Front)
- C 8 Cigarette Lighter (Rear)
- C 9 Clearance Sonar Buzzer (Front)
- C 10 Clock
- C 11 Coin Box Illumination
- C 12 Combination Meter
- C 13 Combination SW
- C 14 Combination SW
- C 15 Console Box Illumination
- C 24 Cool Air Bypass Servo Motor (Driver Side)
- C 25 Cool Air Bypass Servo Motor (Front Passenger Side)

Position of Parts in Instrument Panel



- D 1 Data Link Connector 3
- D 2 Distance Control ECU
- D 3 Driver Side J/B ECU
- D 4 Driver Side J/B ECU
- D 5 Driver Side J/B ECU
- D 6 Driver Side J/B ECU
- D 7 Duct Sensor (Driver's Side)
- D 8 Duct Sensor (Front Passenger's Side)

- E 11 Electronically Controlled Transmission Pattern Select SW

- F 12 Fuel Lid Opener SW
- F 13 Fuel Lid Opener SW Illumination

- G 3 Gateway ECU
- G 4 Glove Box Light No.1

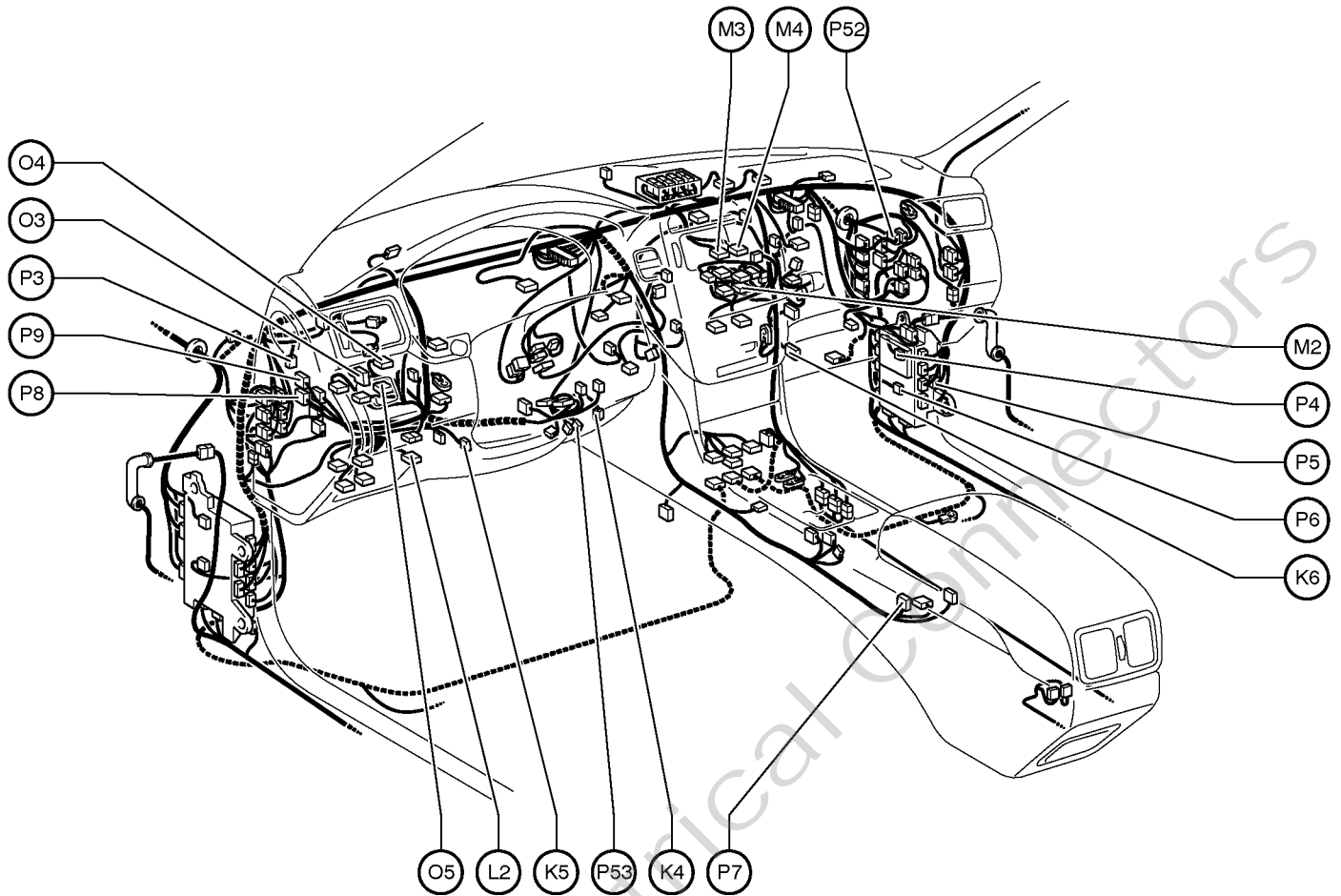
- H17 Hazard SW
- H19 Heated Oxygen Sensor (Bank 1 Sensor 2)
- H20 Heated Oxygen Sensor (Bank 2 Sensor 2)
- H21 Height Control SW

- I 17 Ignition SW
- I 18 Instrument Panel Register

- J 8 Junction Connector
- J 9 Junction Connector
- J 10 Junction Connector
- J 11 Junction Connector
- J 12 Junction Connector
- J 13 Junction Connector
- J 14 Junction Connector
- J 15 Junction Connector
- J 16 Junction Connector
- J 17 Junction Connector
- J 18 Junction Connector
- J 35 Junction Connector
- J 36 Junction Connector
- J 37 Junction Connector
- J 38 Junction Connector
- J 39 Junction Connector
- J 40 Junction Connector
- J 41 Junction Connector
- J 42 Junction Connector
- J 43 Junction Connector
- J 44 Junction Connector
- J 45 Junction Connector
- J 46 Junction Connector
- J 47 Junction Connector
- J 48 Junction Connector

G ELECTRICAL WIRING ROUTING

Position of Parts in Instrument Panel



K 4 Keyless Buzzer On/Off SW
 K 5 Knee Airbag Squib LH
 K 6 Knee Airbag Squib RH

L 2 Luggage Compartment Door Opener SW

M 2 Magnetic Field Sensor
 M 3 Multi-Display
 M 4 Multi-Display

O 3 Outer Mirror SW
 O 4 Outer Mirror SW
 O 5 Outer Mirror SW

P 3 Parking Brake SW

P 4 Passenger Side J/B ECU

P 5 Passenger Side J/B ECU

P 6 Passenger Side J/B ECU

P 7 Power Outlet

P 8 Power Tilt and Power Telescopic ECU

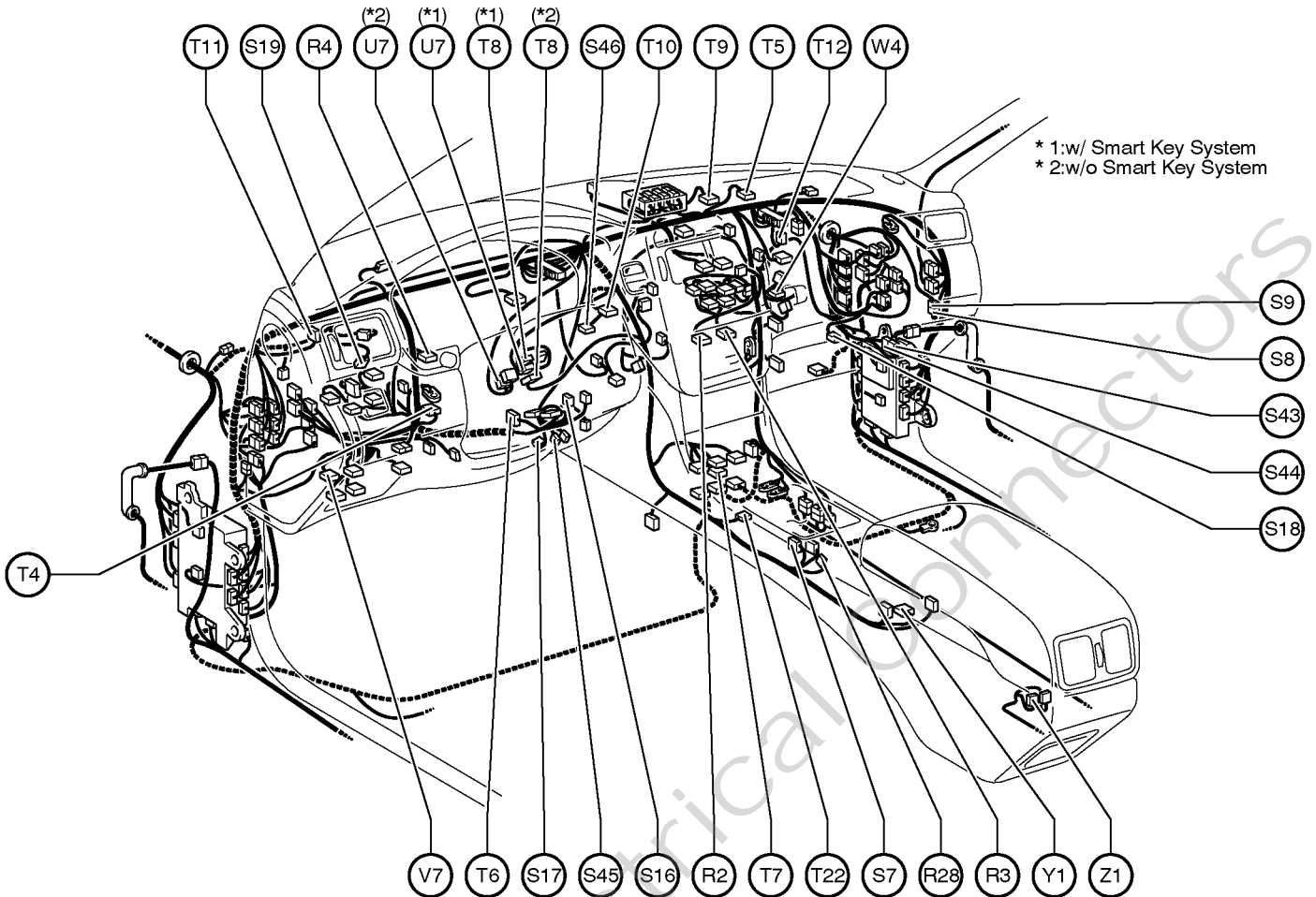
P 9 Power Tilt and Power Telescopic ECU

P52 PPS ECU

P53 Pressure SW

2004-2006 Electrical Connectors

Position of Parts in Instrument Panel



R 2 Radio and Player
 R 3 Radio and Player
 R 4 Rheostat
 R28 Room Oscillator (Front)

S 7 Shift Lock Control ECU
 S 8 Short Connector (Height Control)
 S 9 Short Connector (Height Control)
 S16 Steering Sensor
 S17 Step Light Front LH
 S18 Step Light Front RH
 S19 Stop Light SW
 S43 Short Connector
 S44 Short Connector
 S45 Smart Key System Cancel SW
 S46 Steering Lock ECU

T 4 Telescopic Motor and Position Sensor
 T 5 Theft Deterrent ECU
 T 6 Tilt Motor and Position Sensor
 T 7 Traction Control SW, Seat Heater SW Front LH, Seat Heater SW Front RH, Climate Control Seat SW Front LH, Climate Control Seat SW Front RH, Headlight Cleaner SW, Rear Sunshade SW (Front), Rear Seat Reset SW

T 8 Transponder Key Amplifier
 T 9 Transponder Key Computer
 T10 Trip SW
 T11 Tweeter Front LH
 T12 Tweeter Front RH
 T22 Transmission Control SW

U 7 Unlock Warning SW

V 7 VSC Warning Buzzer

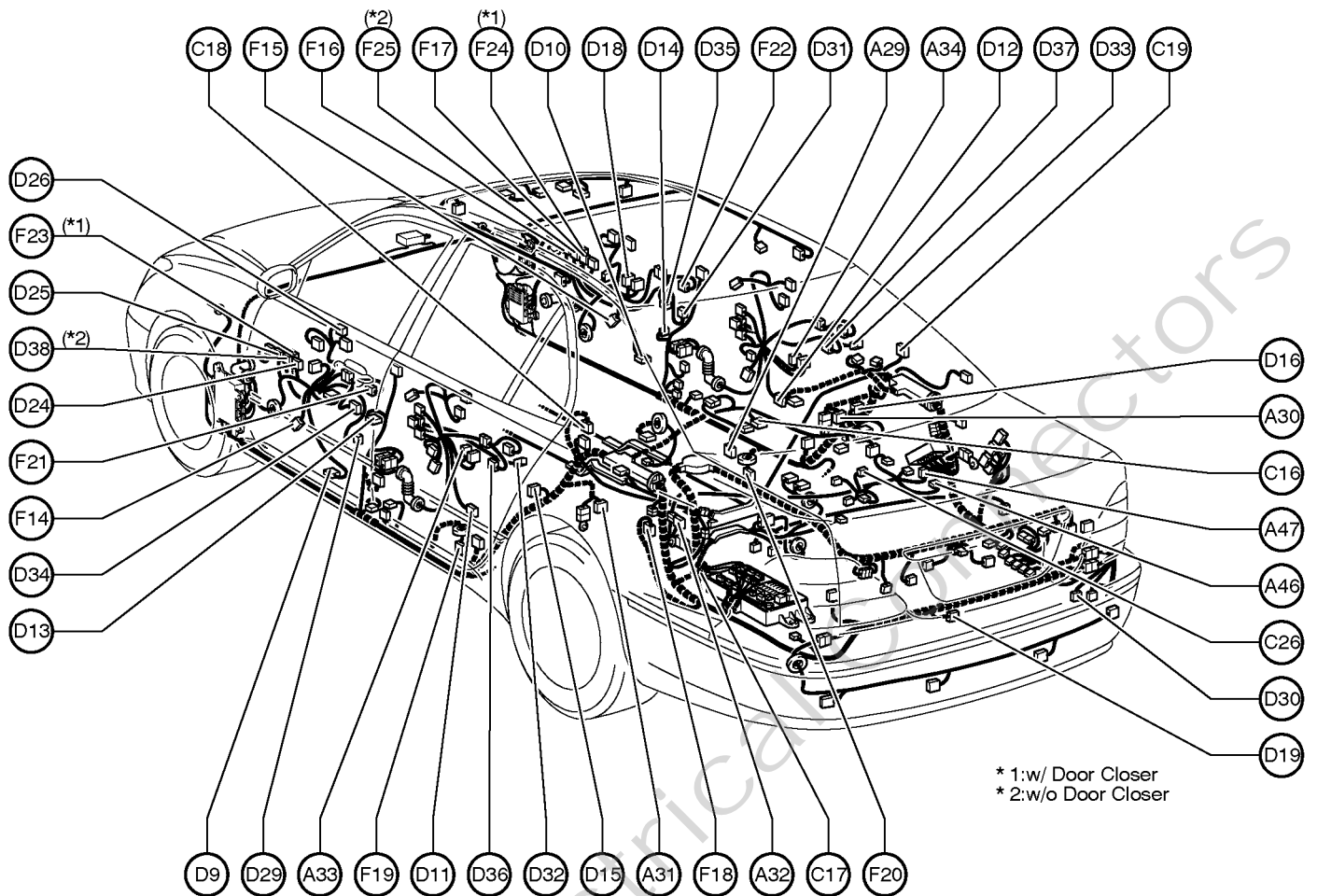
W 4 Water Valve Servo Motor

Y 1 Yaw Rate Sensor

Z 1 Option Connector (Cellular Phone)

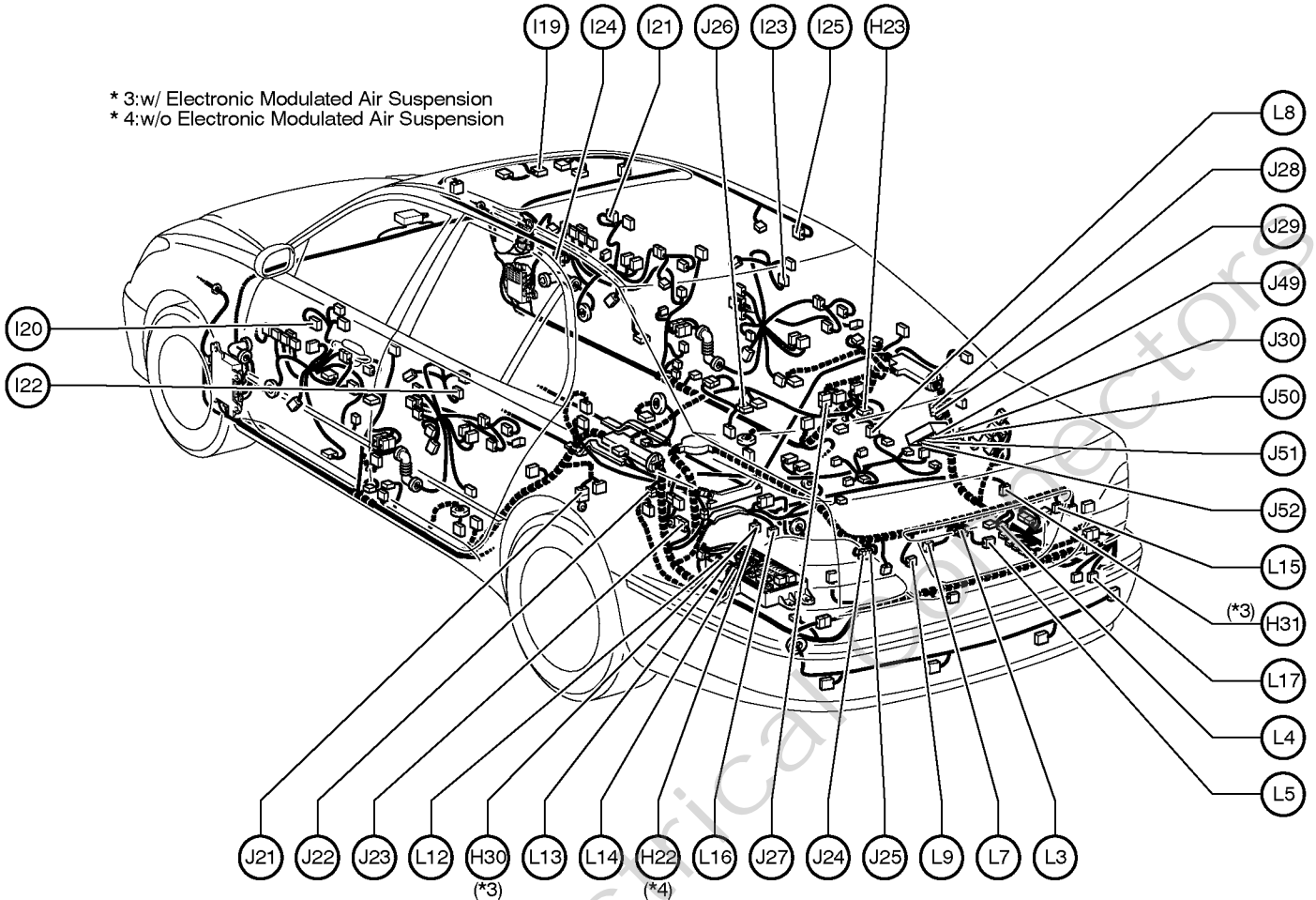
G ELECTRICAL WIRING ROUTING

Position of Parts in Body



- | | |
|--|---|
| A29 A/C Solar Sensor (Rear) | D29 Door Key Lock and Unlock SW and Door Lock Motor and Door Unlock Detection SW Front LH |
| A30 ABS Speed Sensor and Pad Wear Indicator SW Rear RH | D30 Door Lock Control Receiver |
| A31 ABS Speed Sensor Rear LH | D31 Door Lock Motor and Door Unlock Detection SW Front RH |
| A32 Acceleration Sensor | D32 Door Lock Motor and Door Unlock Detection SW Rear LH |
| A33 Ashtray Illumination Rear LH | D33 Door Lock Motor and Door Unlock Detection SW Rear RH |
| A34 Ashtray Illumination Rear RH | D34 Door Oscillator Front LH |
| A46 A/C Amplifier | D35 Door Oscillator Front RH |
| A47 Air Purifier Light | D36 Door Oscillator Rear LH |
| C16 Clearance Sonar Buzzer (Rear) | D37 Door Oscillator Rear RH |
| C17 Clearance Sonar ECU | D38 Driver Door ECU |
| C18 Curtain Shield Airbag Squib LH | F14 Front Door Speaker LH |
| C19 Curtain Shield Airbag Squib RH | F15 Front Door Speaker RH |
| C26 Cool Box Illumination | F16 Front Passenger Door ECU |
| D9 Door Courtesy Light Front LH | F17 Front Passenger Door ECU |
| D10 Door Courtesy Light Front RH | F18 Fuel Lid Opener Motor |
| D11 Door Courtesy Light Rear LH | F19 Fuel Pump and Fuel Sender (Main) |
| D12 Door Courtesy Light Rear RH | F20 Fuel Sender (Sub) |
| D13 Door Courtesy SW Front LH | F21 Front Door Outside Handle LH |
| D14 Door Courtesy SW Front RH | F22 Front Door Outside Handle RH |
| D15 Door Courtesy SW Rear LH | F23 Front Door with Motor Lock Assembly LH |
| D16 Door Courtesy SW Rear RH | F24 Front Door with Motor Lock Assembly RH |
| D18 Door Lock Control SW Front RH | F25 Front Passenger Door ECU |
| D19 Door Lock SW (Luggage) | |
| D24 Driver Door ECU | |
| D25 Driver Door ECU | |
| D26 Driving Position Memory SW | |

Position of Parts in Body



H22 Height Control Sensor Rear
H23 High Mounted Stop Light
H30 Height Control Sensor Rear LH
H31 Height Control Sensor Rear RH

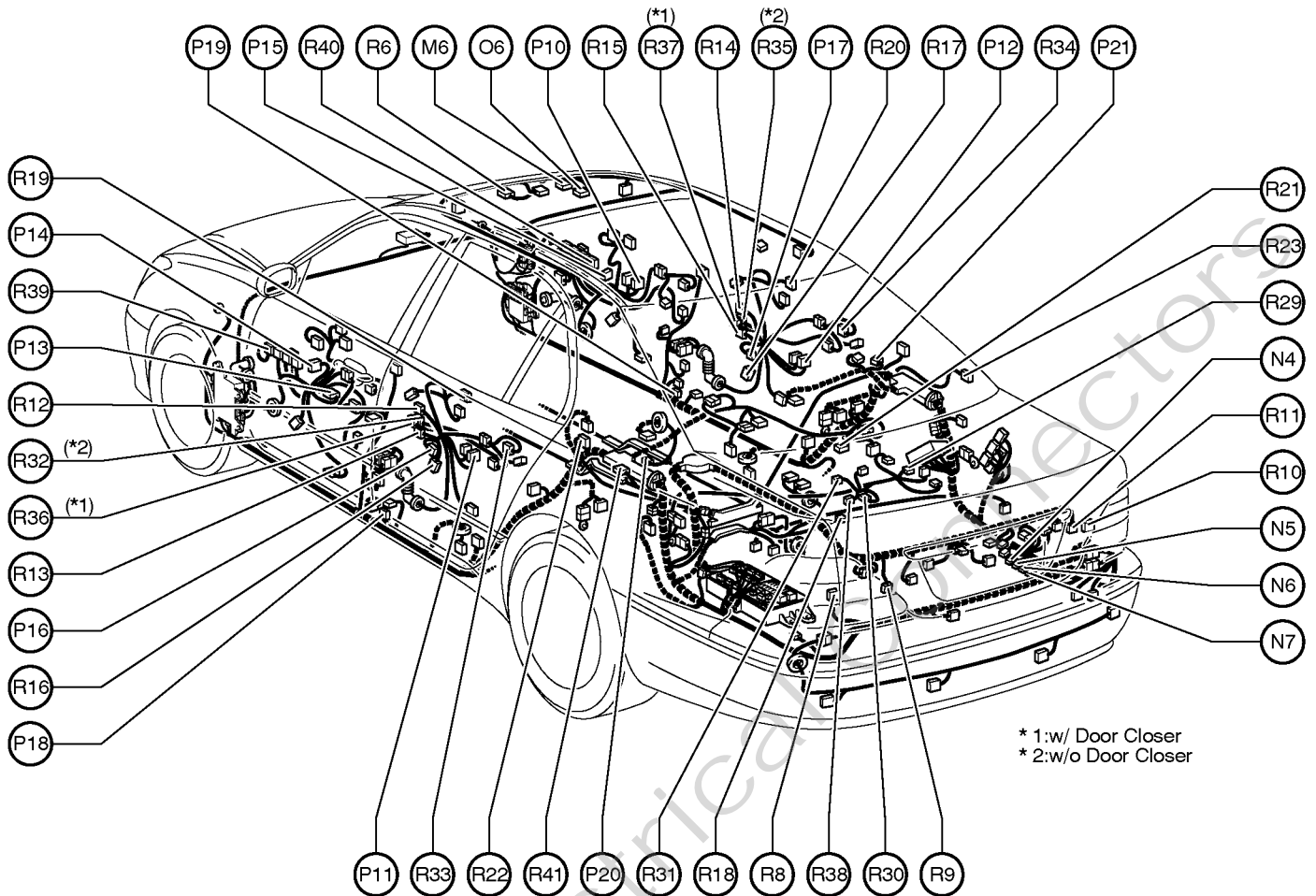
I 19 Inner Mirror
I 20 Inside Handle Illumination Front LH
I 21 Inside Handle Illumination Front RH
I 22 Inside Handle Illumination Rear LH
I 23 Inside Handle Illumination Rear RH
I 24 Interior Light Rear LH
I 25 Interior Light Rear RH

J 21 Junction Connector
J 22 Junction Connector
J 23 Junction Connector
J 24 Junction Connector
J 25 Junction Connector
J 26 Junction Connector
J 27 Junction Connector
J 28 Junction Connector
J 29 Junction Connector
J 30 Junction Connector
J 49 Junction Connector
J 50 Junction Connector
J 51 Junction Connector
J 52 Junction Connector

L 3 License Plate Light LH
L 4 License Plate Light RH
L 5 Luggage Compartment Door Closer Motor
L 7 Luggage Compartment Door Key Unlock SW
L 8 Luggage Compartment Light No.1
L 9 Luggage Compartment Light No.2
L 12 Luggage Room J/B ECU
L 13 Luggage Room J/B ECU
L 14 Luggage Room J/B ECU
L 15 Luggage Electrical Key SW
L 16 Luggage Oscillator (Inner)
L 17 Luggage Oscillator (Outer)

G ELECTRICAL WIRING ROUTING

Position of Parts in Body



* 1:w/ Door Closer
* 2:w/o Door Closer

M 6 Moon Roof Control ECU

N 4 Navigation ECU
N 5 Navigation ECU
N 6 Navigation ECU
N 7 Navigation ECU

O 6 Overhead J/B

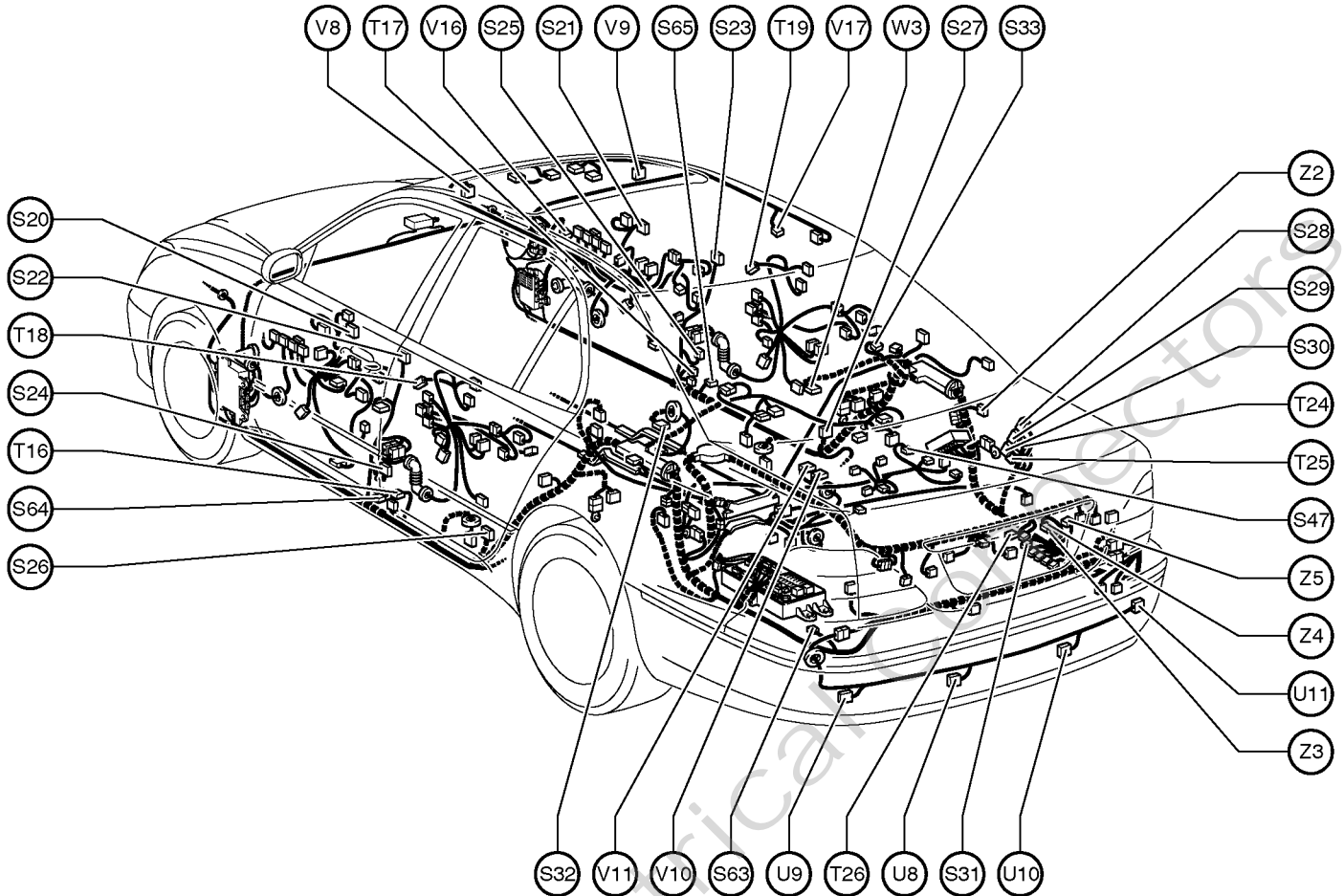
P10 Power Window Control SW Front RH
P11 Power Window Control SW Rear LH
P12 Power Window Control SW Rear RH
P13 Power Window Master SW
P14 Power Window Motor Front LH
P15 Power Window Motor Front RH
P16 Power Window Motor Rear LH
P17 Power Window Motor Rear RH
P18 Pretensioner Front LH
P19 Pretensioner Front RH
P20 Pretensioner Rear LH
P21 Pretensioner Rear RH

R 6 Rain Sensor
R 8 Rear Combination Light LH
R 9 Rear Combination Light LH
R10 Rear Combination Light RH

R11 Rear Combination Light RH

R12 Rear Door LH ECU
R13 Rear Door LH ECU
R14 Rear Door RH ECU
R15 Rear Door RH ECU
R16 Rear Door Speaker LH
R17 Rear Door Speaker RH
R18 Rear Height Control Valve
R19 Rear Seat Memory SW LH
R20 Rear Seat Memory SW RH
R21 Rear Sunshade Control Relay
R22 Rear Window Defogger
R23 Rear Window Defogger
R29 Rear Blower Motor
R30 Rear Blower Resistor
R31 Rear Damper Servo Motor
R32 Rear Door LH ECU
R33 Rear Door Outside Handle LH
R34 Rear Door Outside Handle RH
R35 Rear Door RH ECU
R36 Rear Door with Motor Lock Assembly LH
R37 Rear Door with Motor Lock Assembly RH
R38 Rear Magnetic Valve
R39 Remote Control Mirror LH
R40 Remote Control Mirror RH
R41 Room Oscillator (Rear)

Position of Parts in Body



S20 Shoulder Belt Adjust SW Front LH
 S21 Shoulder Belt Adjust SW Front RH
 S22 Shoulder Belt Anchor Motor and Position Sensor LH
 S23 Shoulder Belt Anchor Motor RH
 S24 Side Airbag Sensor Front LH
 S25 Side Airbag Sensor Front RH
 S26 Side Airbag Sensor Rear LH
 S27 Side Airbag Sensor Rear RH
 S28 Stereo Component Amplifier
 S29 Stereo Component Amplifier
 S30 Stereo Component Amplifier
 S31 Stereo Component Tuner
 S32 Suspension Control Actuator Rear LH
 S33 Suspension Control Actuator Rear RH
 S47 Smoke Sensor
 S63 Seat Belt Control ECU
 S64 Seat Belt Motor LH
 S65 Seat Belt Motor RH

T16 Tension Reducer Solenoid LH
 T17 Tension Reducer Solenoid RH
 T18 Tweeter Rear LH
 T19 Tweeter Rear RH
 T24 Television Camera ECU
 T25 Television Camera ECU
 T26 Television Camera

U 8 Ultrasonic Sensor (Rear Left Center)
 U 9 Ultrasonic Sensor (Rear Left)
 U10 Ultrasonic Sensor (Rear Right Center)
 U11 Ultrasonic Sensor (Rear Right)

V 8 Vanity Light Front LH
 V 9 Vanity Light Front RH
 V10 Vapor Pressure Sensor
 V11 VSV (Pressure Switching Valve)
 V16 Vanity Light Rear LH
 V17 Vanity Light Rear RH

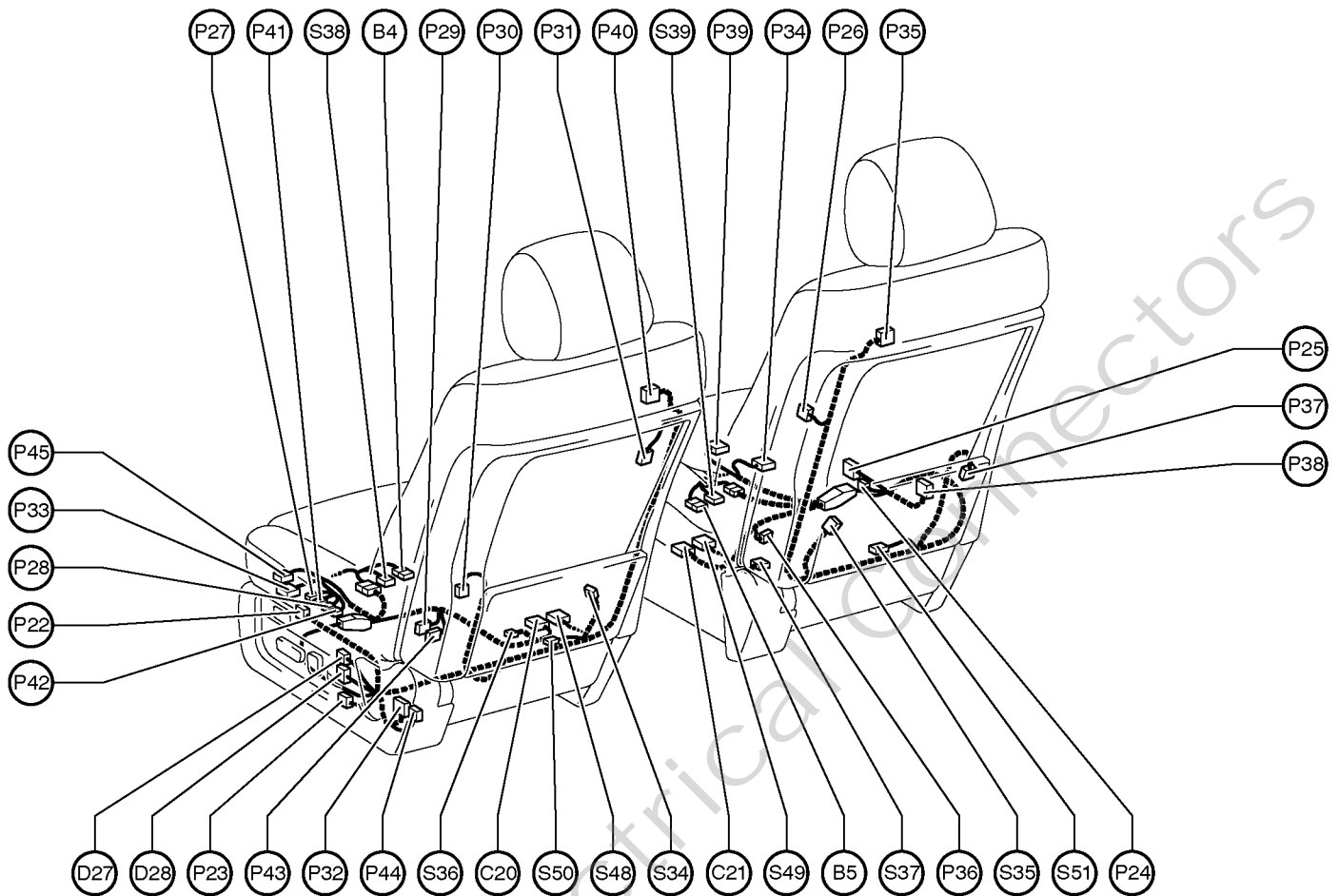
W 3 Woofer

Z 2 Option Connector
 (Telephone Transceiver and Speaker Relay)
 Z 3 Option Connector
 (Telephone Transceiver and Speaker Relay)
 Z 4 Option Connector
 (Telephone Transceiver and Speaker Relay)
 Z 5 Option Connector
 (Telephone Transceiver and Speaker Relay)

G ELECTRICAL WIRING ROUTING

Position of Parts in Seat

[Front Seat]



B 4 Buckle SW Front LH
B 5 Buckle SW Front RH

C20 Climate Control Seat ECU (Driver's Seat)
C21 Climate Control Seat ECU (Front Passenger's Seat)

D27 Driver Seat ECU
D28 Driver Seat ECU

P22 Power Seat Control SW (Driver's Seat Cushion)
P23 Power Seat Control SW (Driver's Seat Lumbar Support)
P24 Power Seat Control SW (Front Passenger's Seat Lumbar Support)

P25 Power Seat Control SW (Front Passenger's Seat)
P26 Power Seat Control SW Sub (Front Passenger's Seat)
P27 Power Seat Motor (Driver's Seat Cushion Control)
P28 Power Seat Motor (Driver's Seat Front Vertical Control)
P29 Power Seat Motor (Driver's Seat Lifter Control)
P30 Power Seat Motor (Driver's Seat Lumbar Support Lower Side Control)

P31 Power Seat Motor (Driver's Seat Lumbar Support Upper Side Control)
P32 Power Seat Motor (Driver's Seat Reclining Control)
P33 Power Seat Motor (Driver's Seat Slide Control)
P34 Power Seat Motor (Front Passenger's Seat Front Vertical Control)

P35 Power Seat Motor (Front Passenger's Seat Head Rest Control)
P36 Power Seat Motor (Front Passenger's Seat Lifter Control)

P37 Power Seat Motor (Front Passenger's Seat Lumbar Support Control)

P38 Power Seat Motor (Front Passenger's Seat Reclining Control)

P39 Power Seat Motor (Front Passenger's Seat Slide Control)

P40 Power Seat Motor and Position Sensor (Driver's Seat Head Rest Control)

P41 Power Seat Position Sensor (Driver's Seat Cushion Control)

P42 Power Seat Position Sensor (Driver's Seat Front Vertical Control)

P43 Power Seat Position Sensor (Driver's Seat Lifter Control)

P44 Power Seat Position Sensor (Driver's Seat Reclining Control)

P45 Power Seat Position Sensor (Driver's Seat Slide Control)

S34 Seat Climate Controller Front LH (Seat Back)

S35 Seat Climate Controller Front RH (Seat Back)

S36 Seat Heater Front LH

S37 Seat Heater Front RH

S38 Side Airbag Squib LH

S39 Side Airbag Squib RH

S48 Seat Climate Controller Front LH (Seat Cushion)

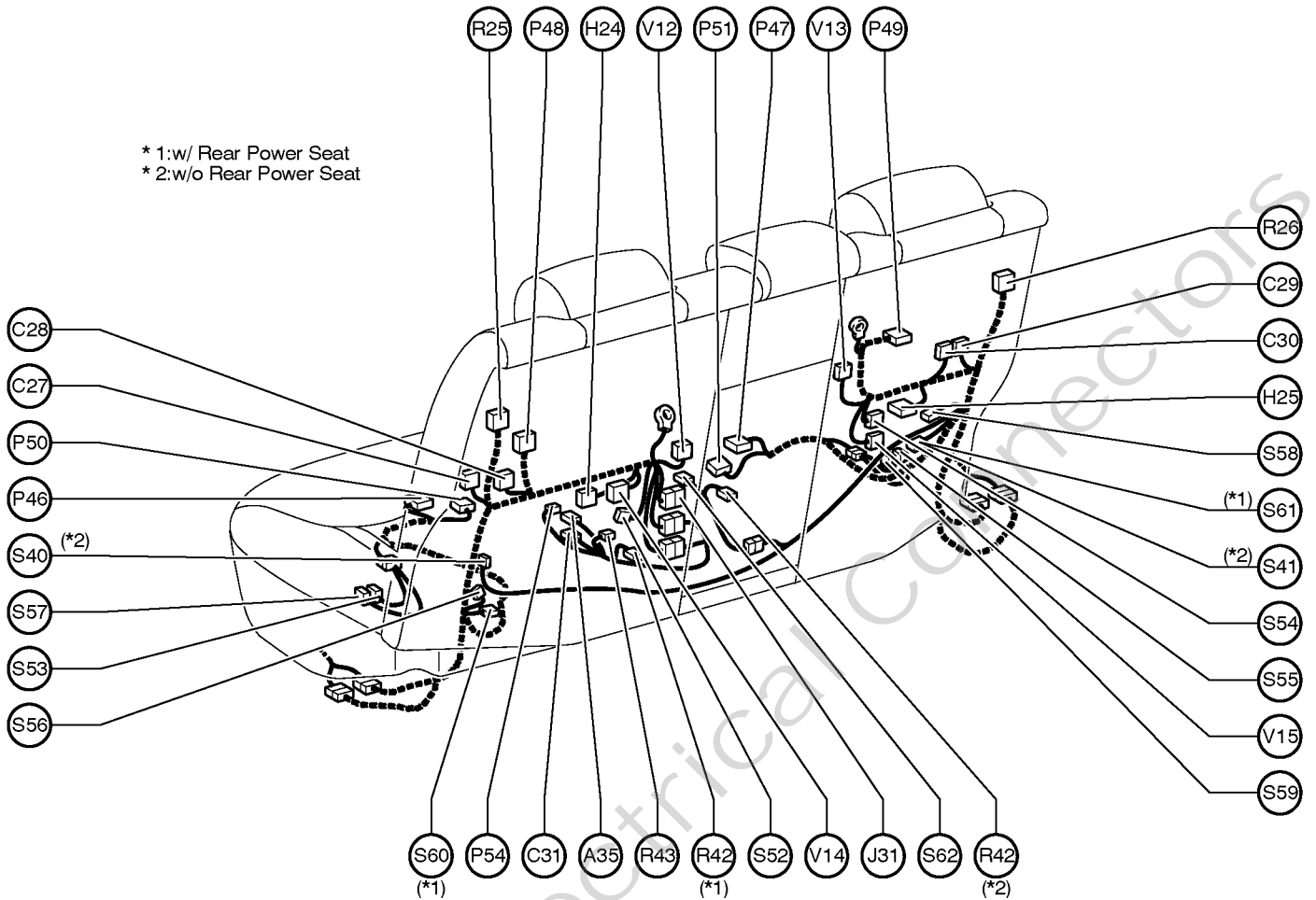
S49 Seat Climate Controller Front RH (Seat Cushion)

S50 Step Light Rear LH

S51 Step Light Rear RH

Position of Parts in Seat

[Rear Seat]



* 1:w/ Rear Power Seat
 * 2:w/o Rear Power Seat

A35 Audio and Rear A/C Control SW

C27 Climate Control Seat ECU (Rear LH Seat)
 C28 Climate Control Seat ECU (Rear LH Seat)
 C29 Climate Control Seat ECU (Rear RH Seat)
 C30 Climate Control Seat ECU (Rear RH Seat)
 C31 Climate Control Seat SW (Rear)

H24 Head Rest Limit SW Rear LH
 H25 Head Rest Limit SW Rear RH

J 31 Junction Connector

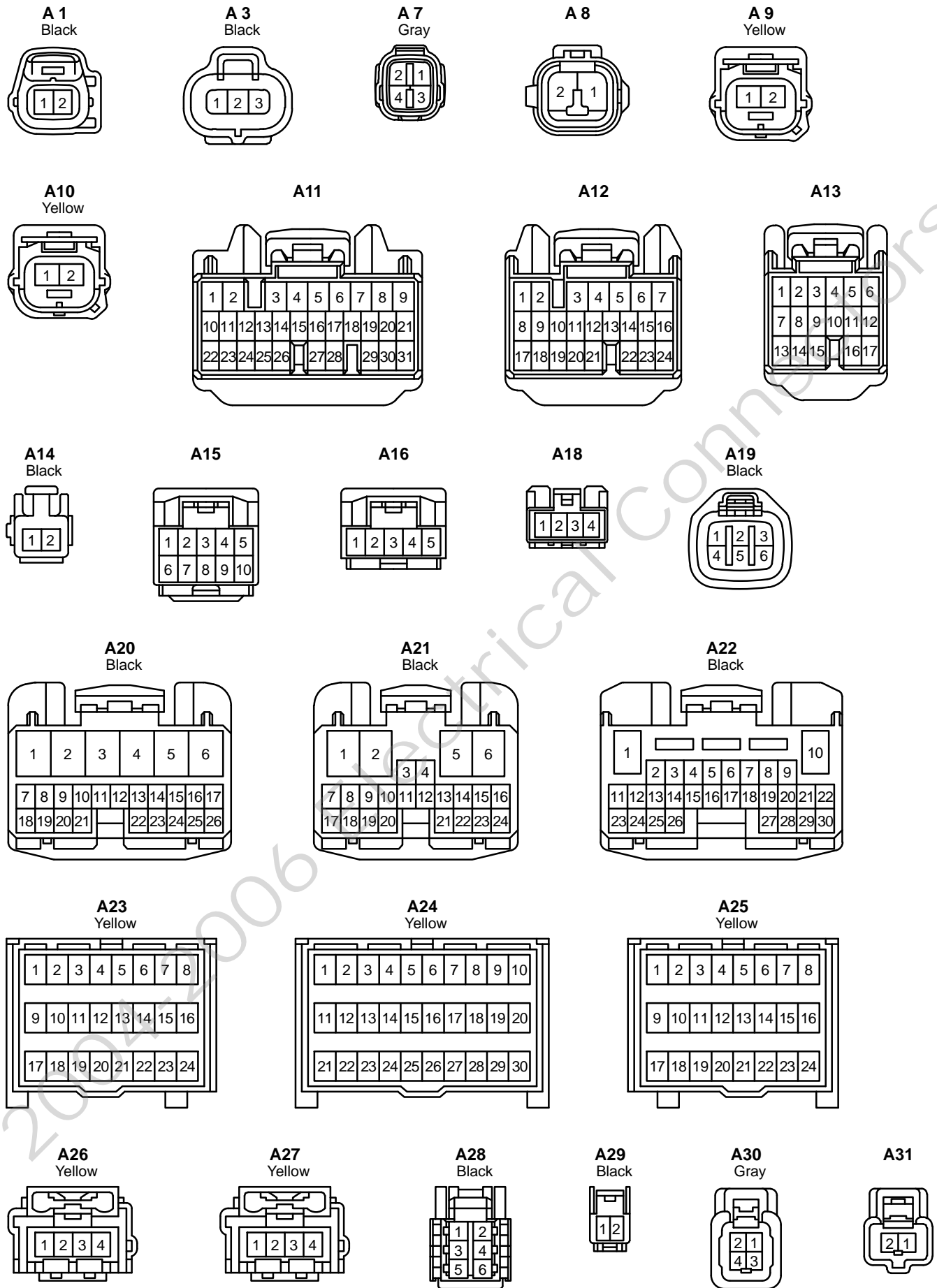
P46 Power Seat Motor
 (Rear Passenger's LH Seat Slide Control)
 P47 Power Seat Motor
 (Rear Passenger's RH Seat Slide Control)
 P48 Power Seat Motor and Position Sensor
 (Rear Passenger's LH Seat Head Rest Top and
 Bottom Control)
 P49 Power Seat Motor and Position Sensor
 (Rear Passenger's RH Seat Head Rest Top and
 Bottom Control)
 P50 Power Seat Position Sensor
 (Rear Passenger's LH Seat Slide Control)
 P51 Power Seat Position Sensor
 (Rear Passenger's RH Seat Slide Control)
 P54 Power Seat Control SW (Rear Seat)

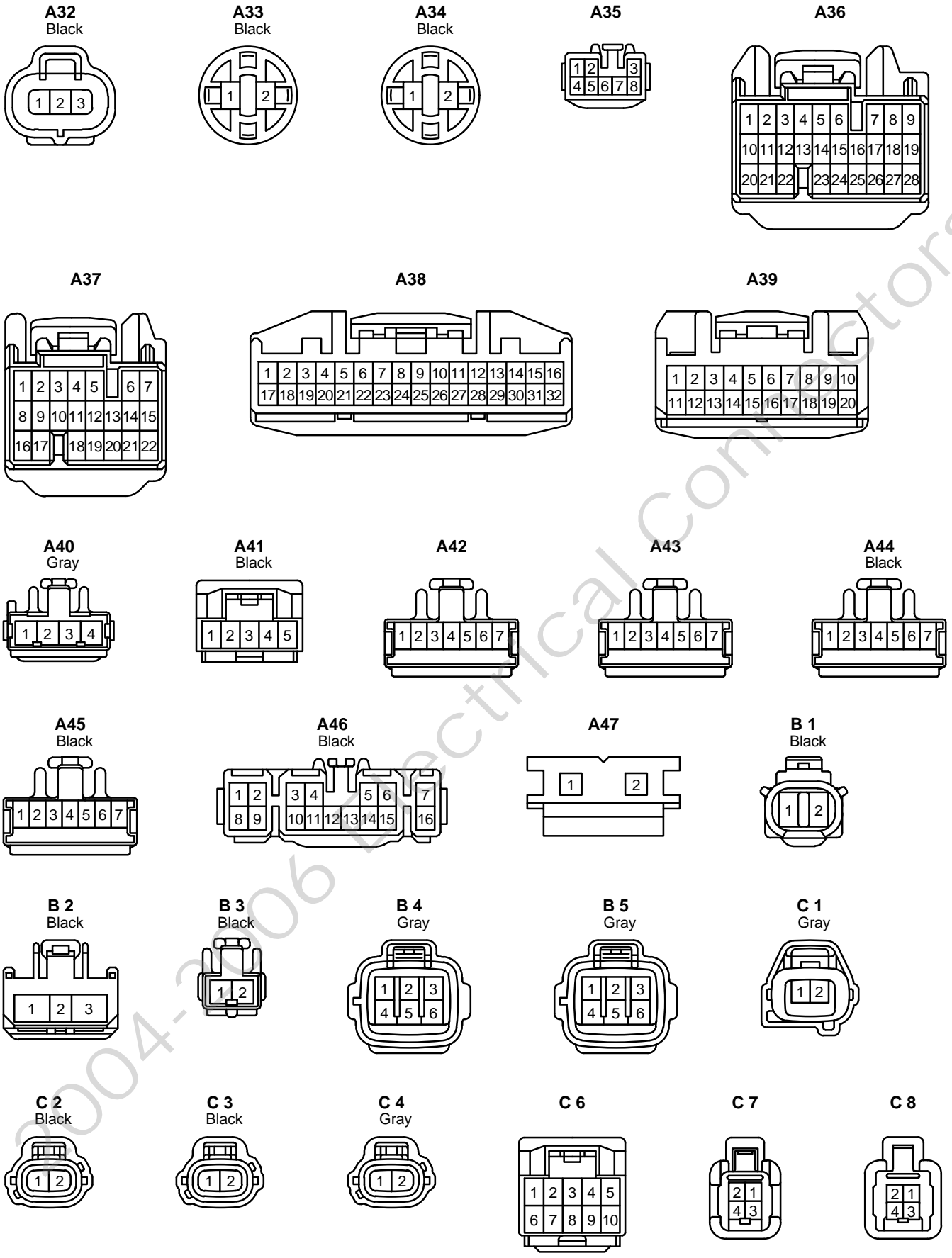
R25 Rear LH Seat ECU
 R26 Rear RH Seat ECU
 R42 Rear Armrest Courtesy SW
 R43 Rear Sunshade SW (Rear)

S40 Seat Heater Rear LH
 S41 Seat Heater Rear RH
 S52 Seat Climate Controller Rear LH (Seat Back)
 S53 Seat Climate Controller Rear LH (Seat Cushion)
 S54 Seat Climate Controller Rear RH (Seat Back)
 S55 Seat Climate Controller Rear RH (Seat Cushion)
 S56 Seat Climate Fan Motor Rear LH (Seat Back)
 S57 Seat Climate Fan Motor Rear LH (Seat Cushion)
 S58 Seat Climate Fan Motor Rear RH (Seat Back)
 S59 Seat Climate Fan Motor Rear RH (Seat Cushion)
 S60 Seat Heater Rear LH
 S61 Seat Heater Rear RH
 S62 Seat Heater SW (Rear)

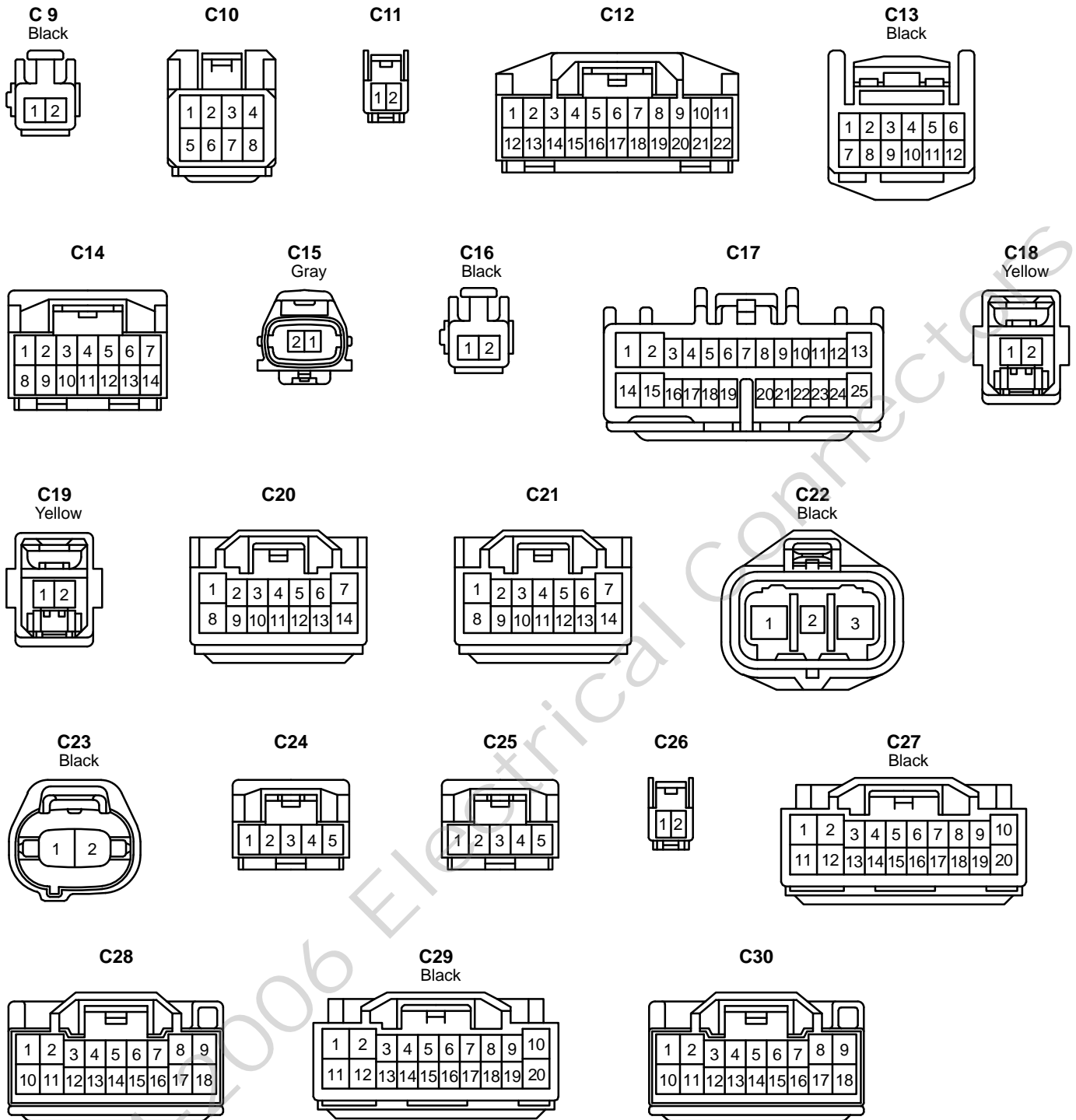
V 12 Vibration Seat ECU LH
 V 13 Vibration Seat ECU RH
 V 14 Vibrator LH
 V 15 Vibrator RH

K CONNECTOR LIST

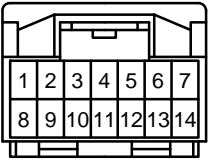




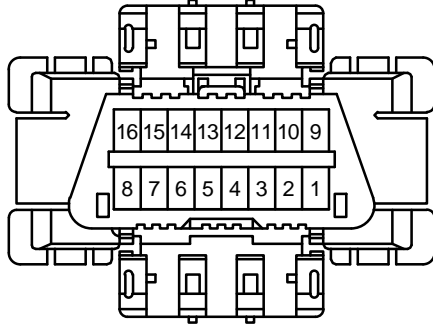
K CONNECTOR LIST



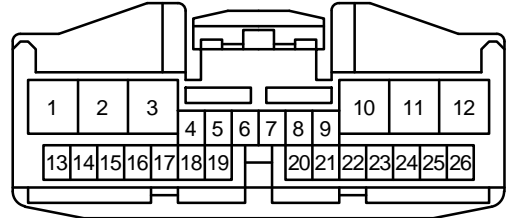
C31




D 1



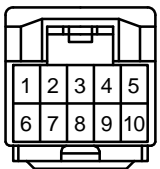
D 2



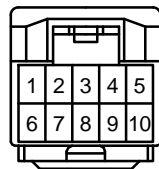
D 3



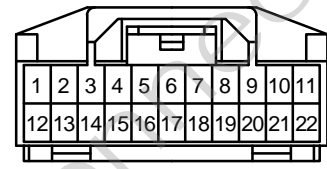
D 4




D 5




D 6



D 7
Black



D 8
Black



D 9




D10



D11



D12



D13
Black



D14
Black



D15
Black



D16
Black



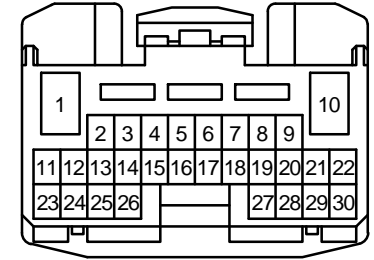
D18



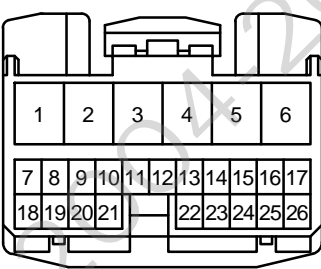
D19



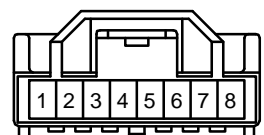
D24



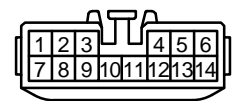
D25



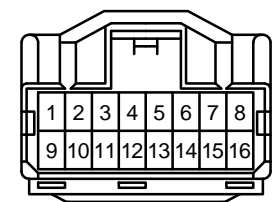
D26



D27




D28




K CONNECTOR LIST


D29
Black




D30




D31
Black



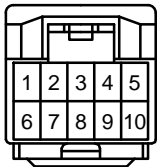
D32
Black



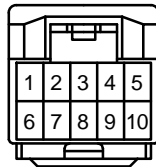
D33
Black



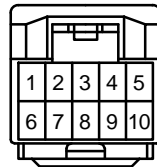
D34



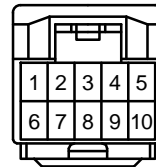
D35



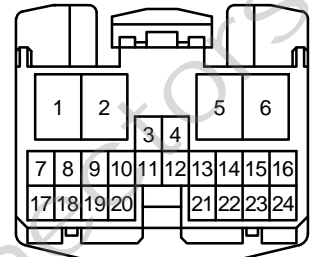
D36



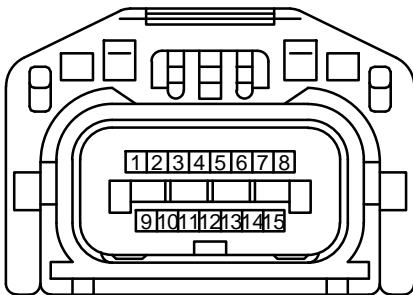
D37



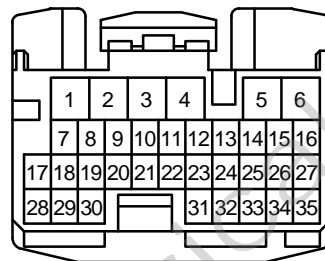
D38



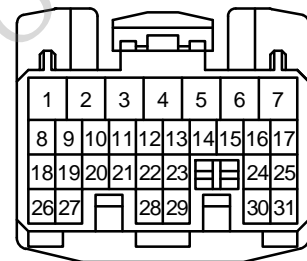
E 1
Gray



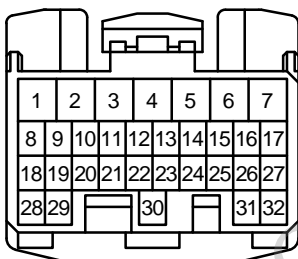
E 2



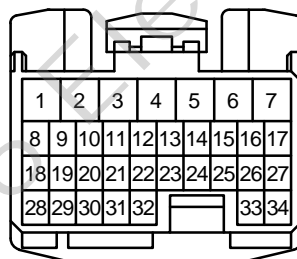
E 3



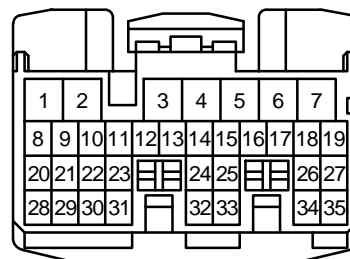
E 4



E 5



E 6



E 7
Black



E 8
Black



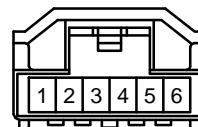
E 9
Gray



E10
Black

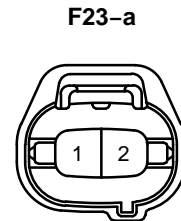
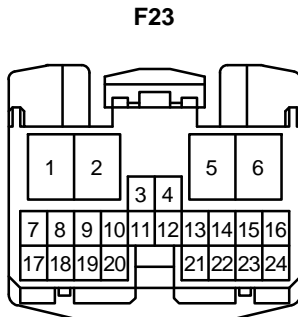

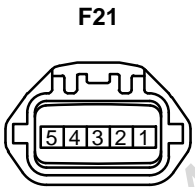
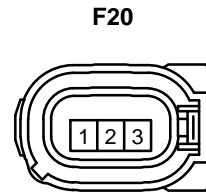
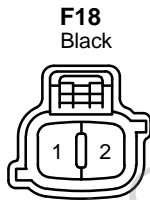
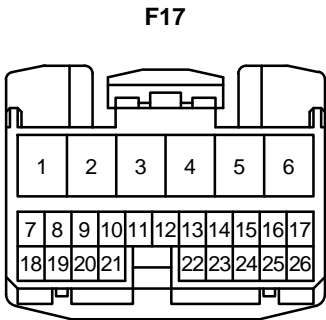
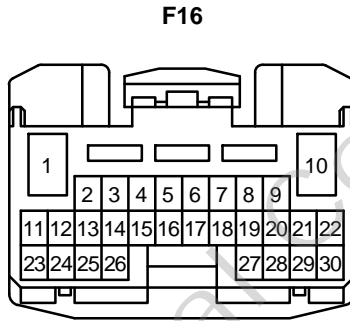
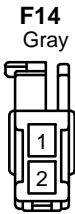
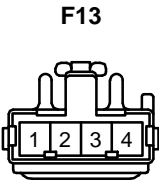
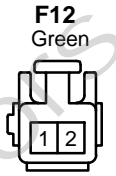

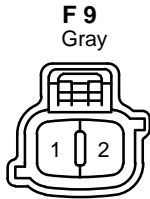
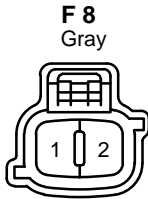
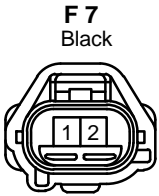
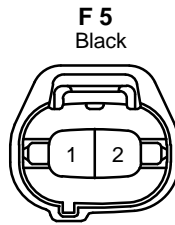
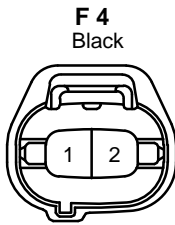

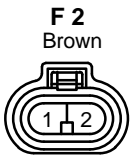


E11



F 1
Brown



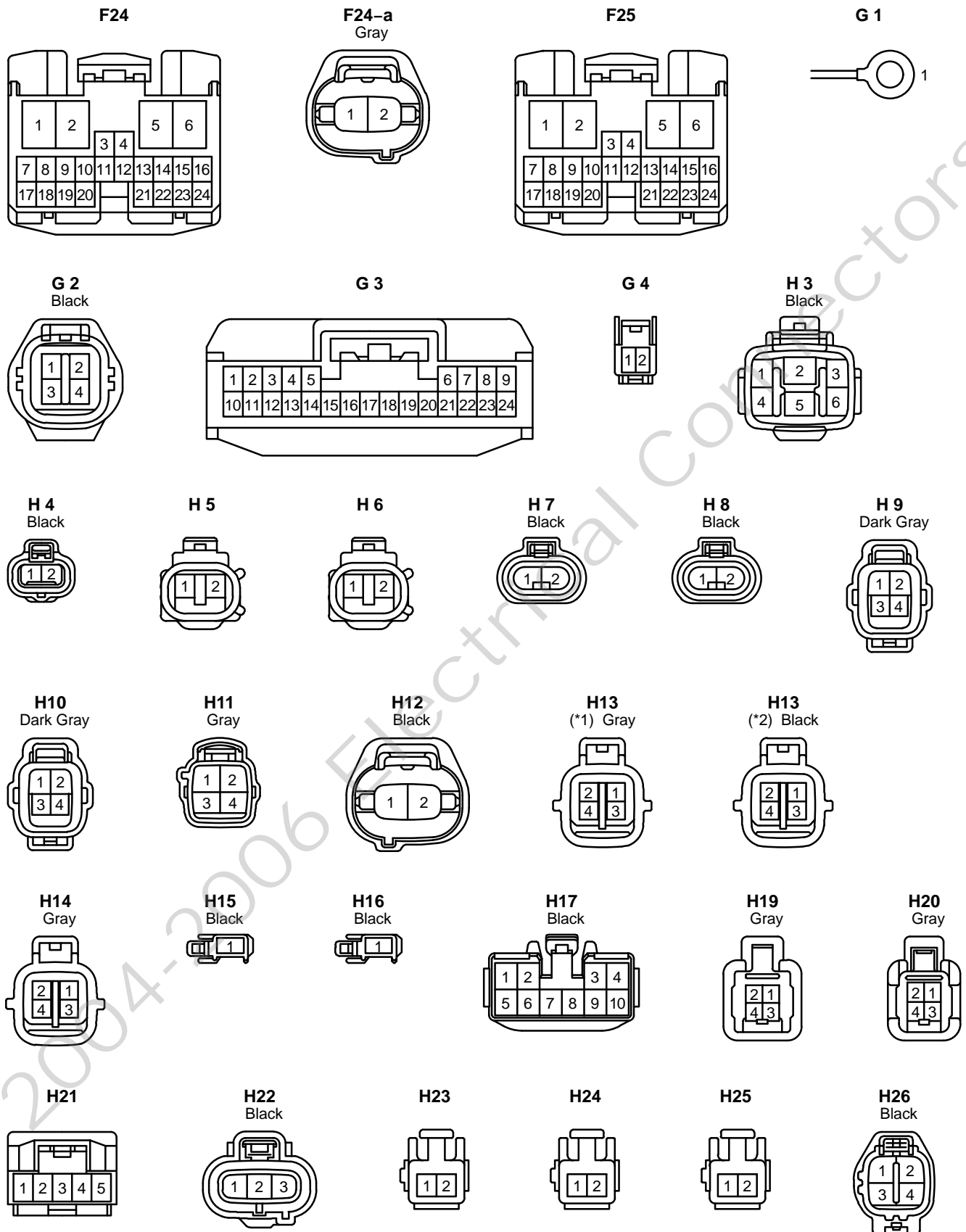


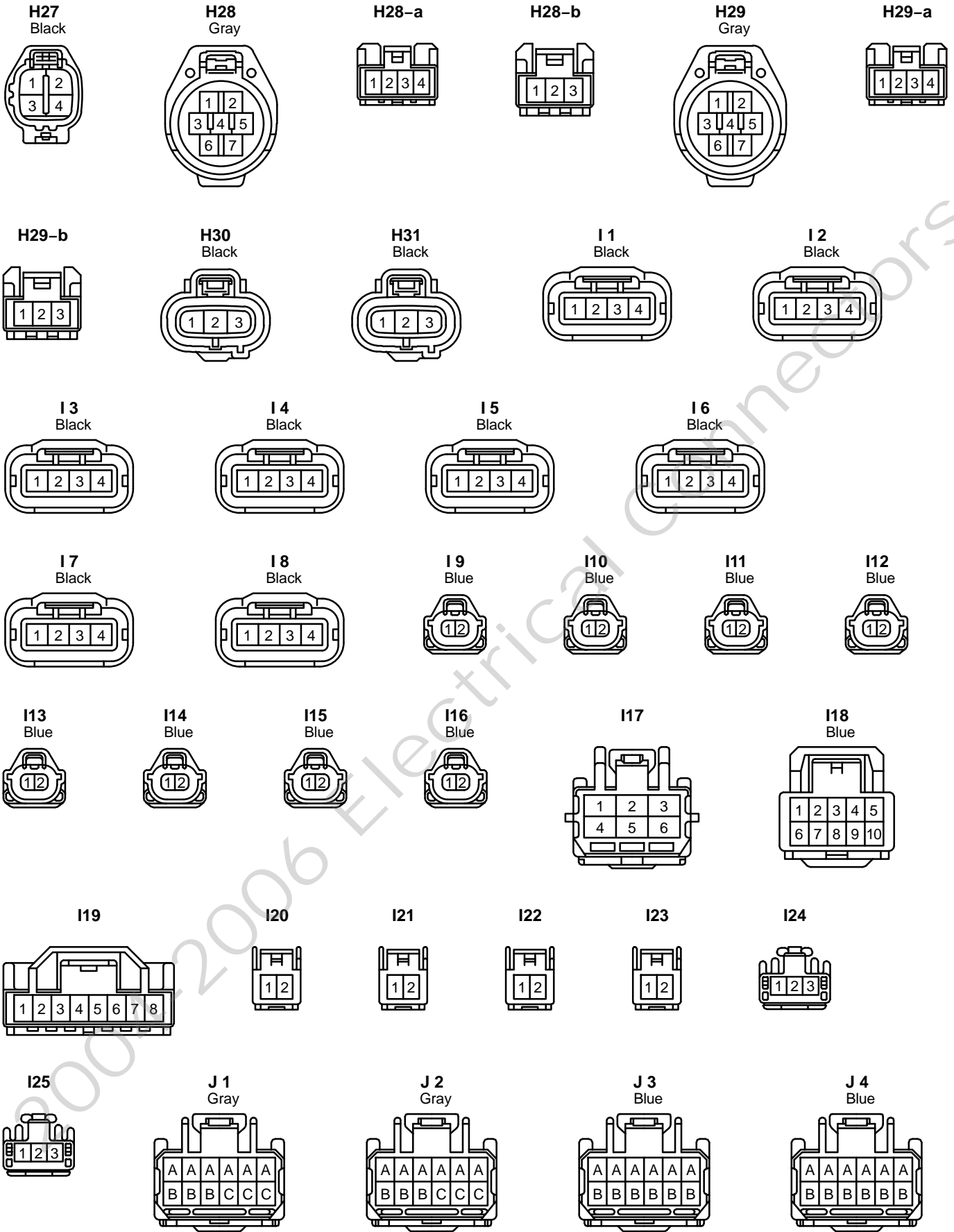
2004-2006 Electric Connector

K CONNECTOR LIST

*1 : w/ Electronic Modulated Air Suspension


*2 : w/o Electronic Modulated Air Suspension





K CONNECTOR LIST

J7
Blue



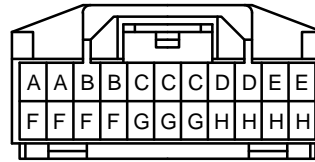
J8
Black



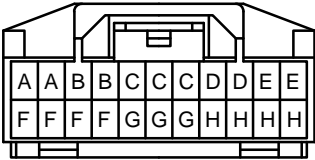
J9
Black



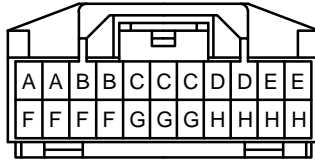
J10



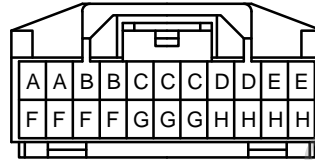
J11



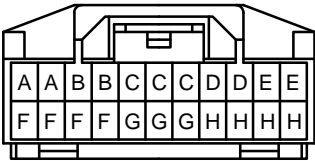
J12
Gray



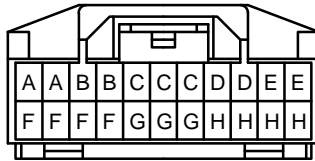
J13
Gray



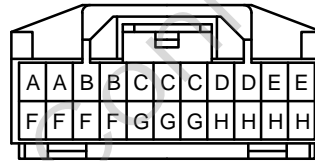
J14
Gray



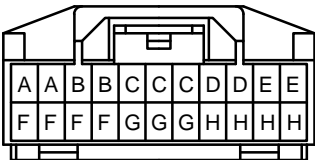
J15
Gray



J16



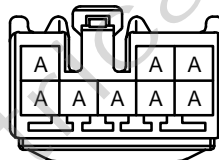
J17



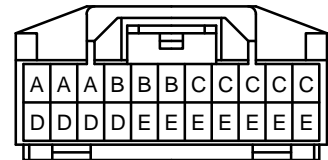
J18
Black



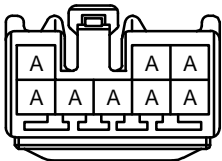
J21



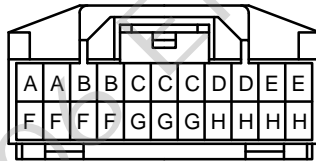
J22



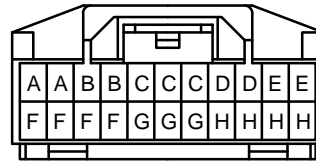
J23



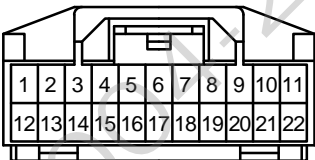
J24



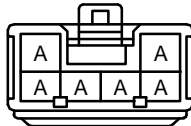
J25




J26




J27



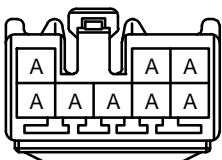
J28
Black



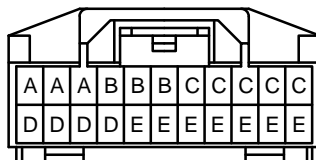
J29
Black



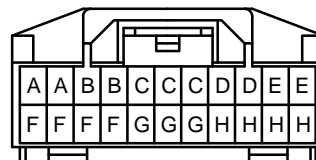
J30

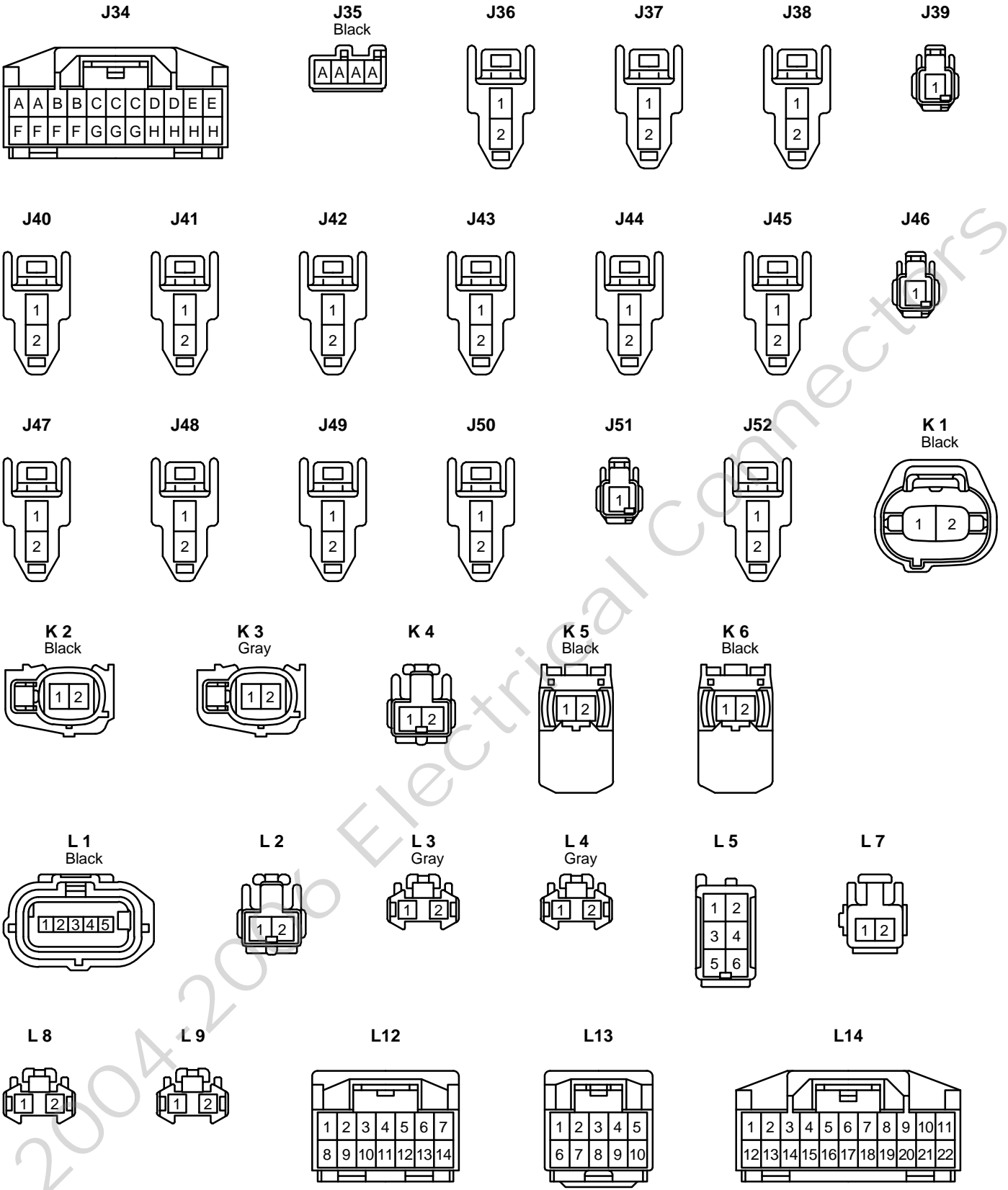


J31




J33



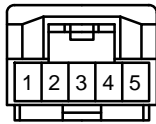


K CONNECTOR LIST

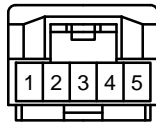
L15



L16



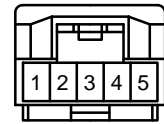
L17



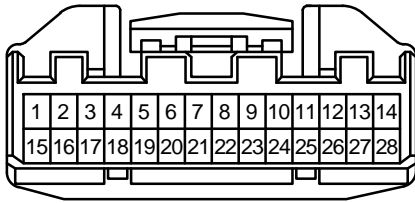
M 1
Black



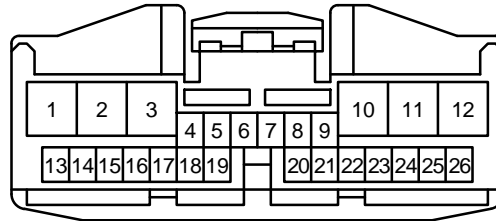
M 2



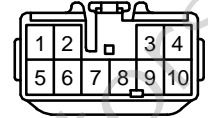
M 3



M 4



M 6



M 7
Black



N 1
Gray




N 2
Gray



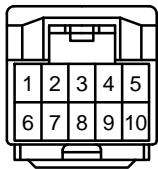
N 3
Gray




N 4



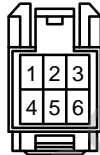
N 5



N 6
Black




N 7
Blue




O 2
Gray



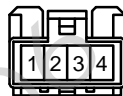
O 3
Black



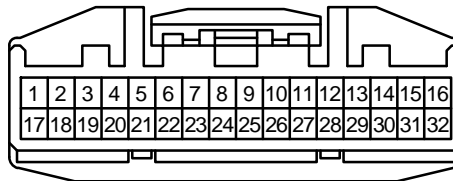
O 4




O 5
Black



O 6



P 1
Gray



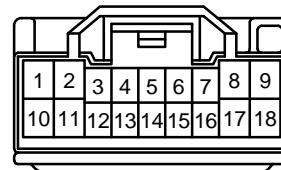
P 2
Black



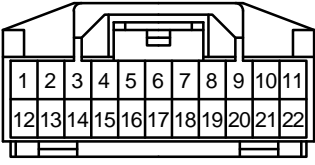
P 3



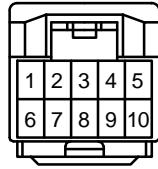
P 4



P5



P6



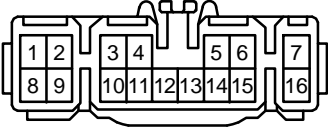
P7



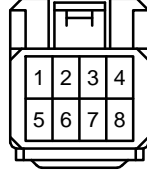
P8



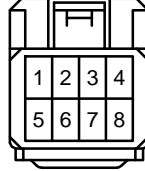
P9



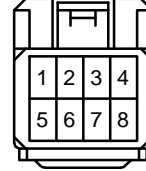
P10



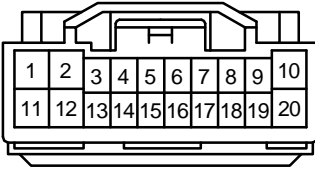
P11




P12




P13



P14
Black



P15
Black



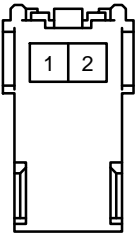
P16



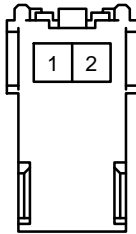
P17




P18
Yellow



P19
Yellow



P20
Yellow



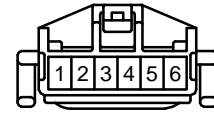
P21
Yellow



P22



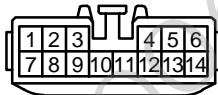
P23



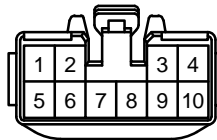
P24




P25
Black



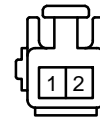
P26




P27
Blue




P28
Orange




P29
Blue




P30
Orange




P31




P32
Orange



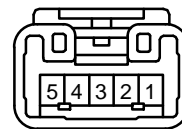
P33



P34
Orange



P35




P36
Blue




P37
Orange




P38
Orange




P39



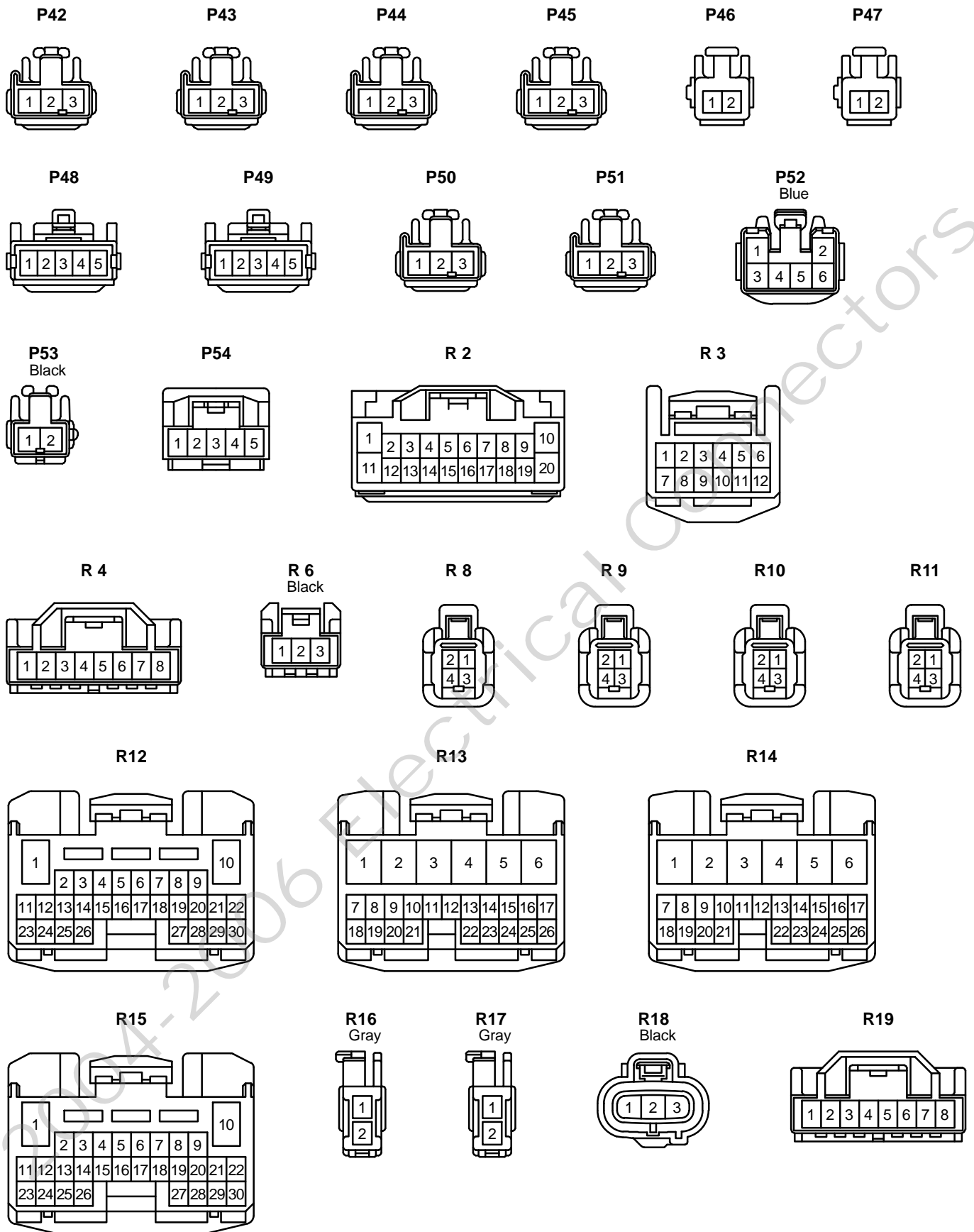
P40



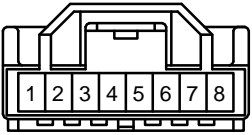
P41



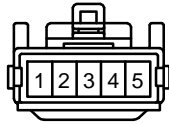
K CONNECTOR LIST



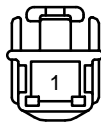
R20



R21
Black



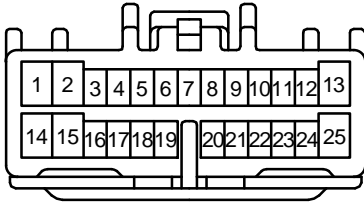
R22
Black



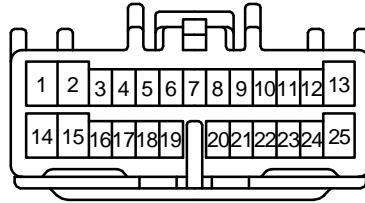
R23



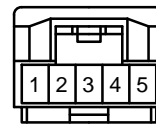
R25
Gray



R26
Gray




R28



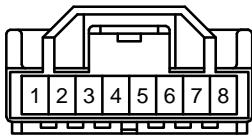
R29
Dark Gray



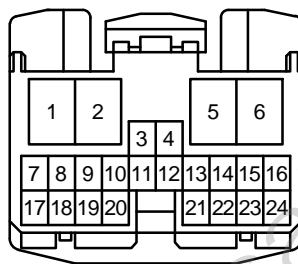
R30
Black



R31
Black



R32



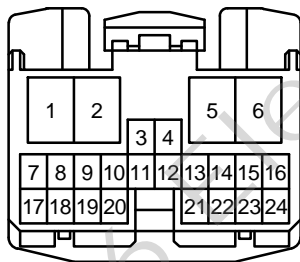
R33



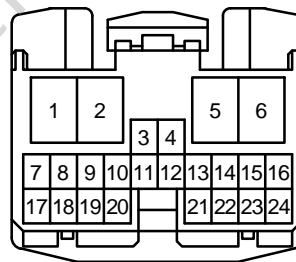
R34



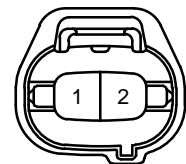
R35



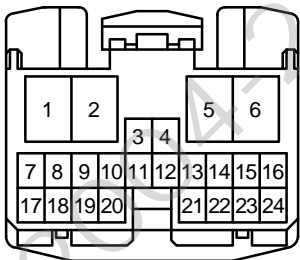
R36



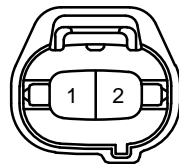
R36-a



R37



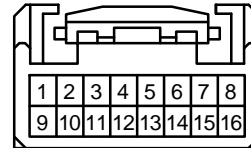
R37-a
Gray



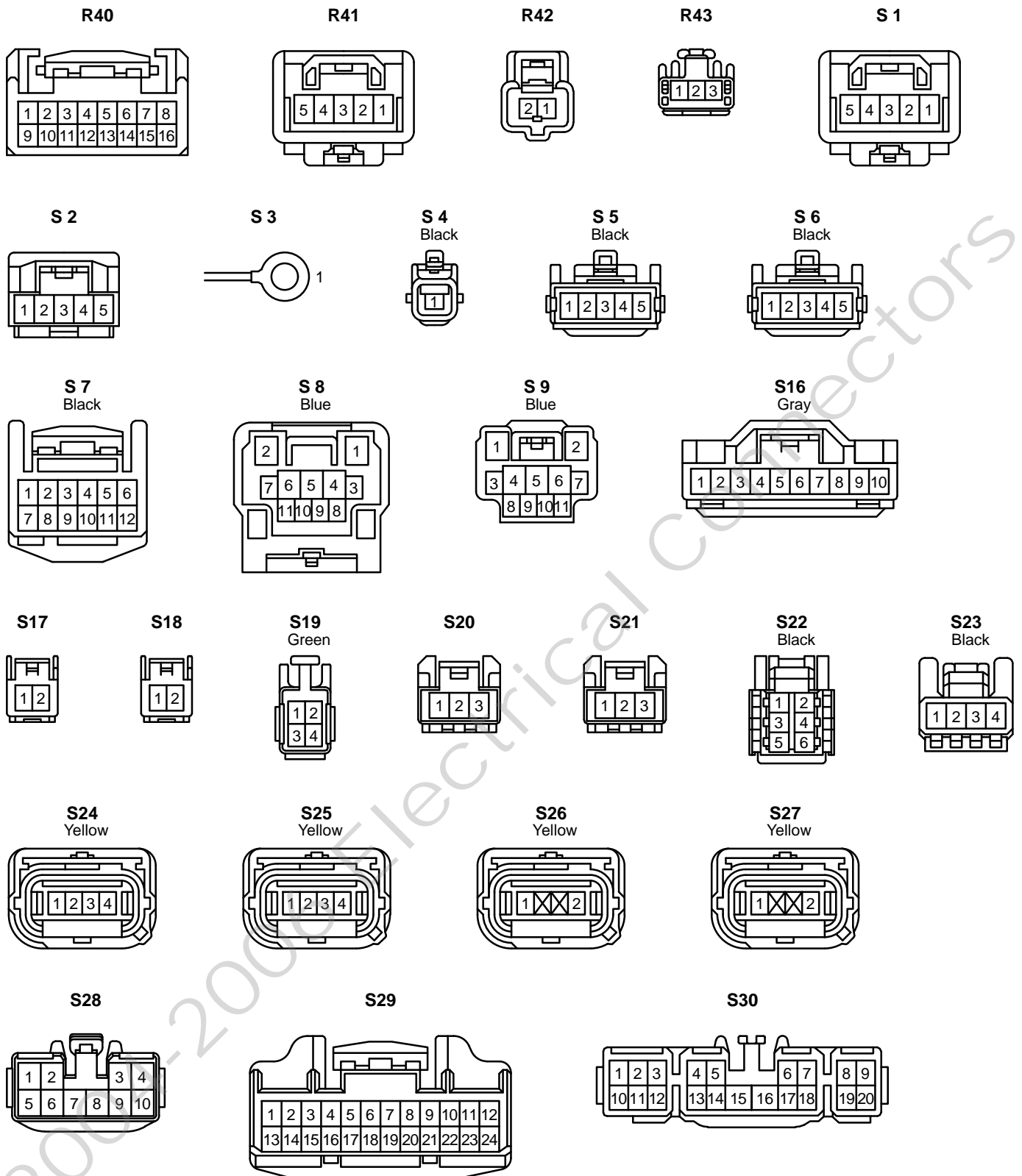
R38
Black

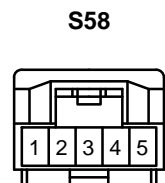
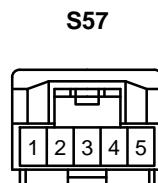
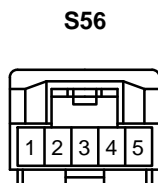
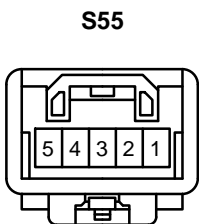
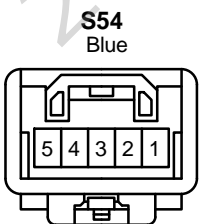
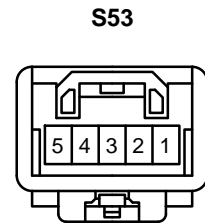
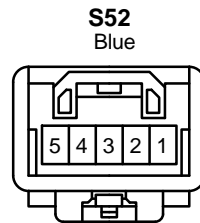
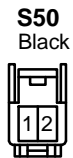

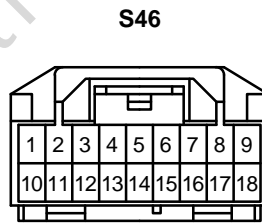
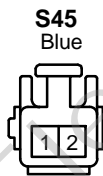
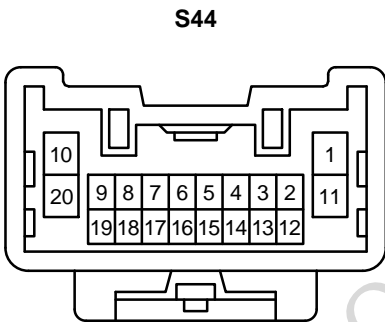
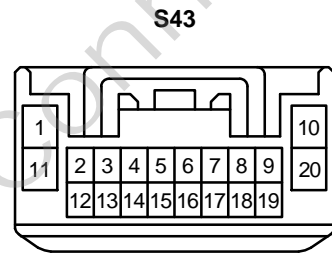
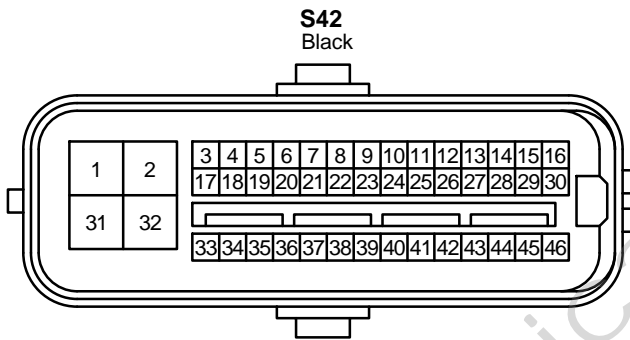
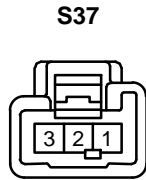

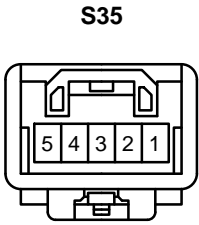
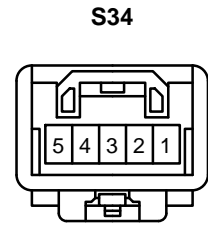
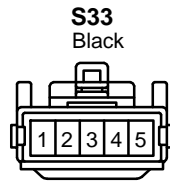
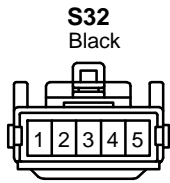
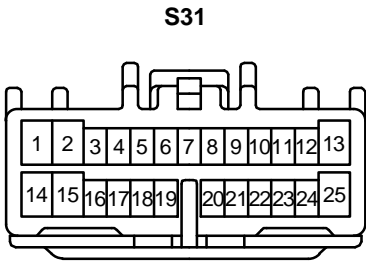


R39



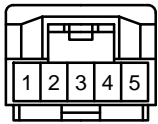
K CONNECTOR LIST



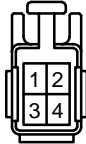


K CONNECTOR LIST

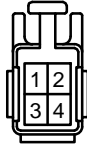
S59



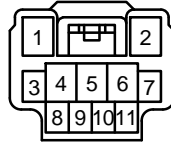
S60
Black




S61
Black




S62



S63



S64



S65



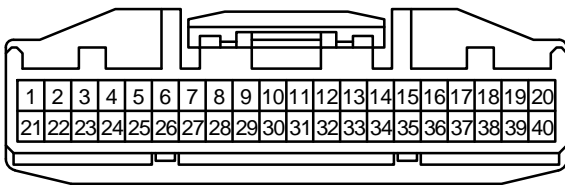
T 1
Black



T 4
Gray



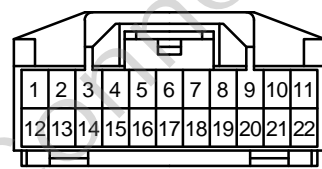
T 5



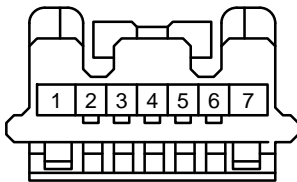
T 6
Black



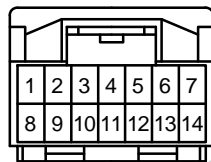
T 7



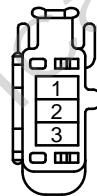
T 8
Black




T 9




T10



T11
Gray



T12
Gray




T16



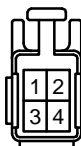
T17



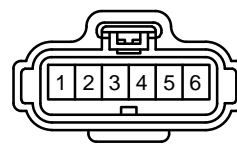
T18
Gray



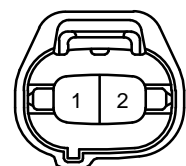
T19
Gray




T20
Black



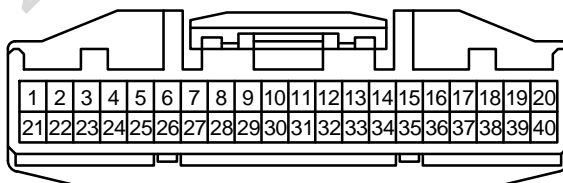
T21
Black



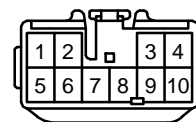
T22



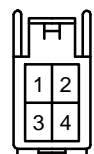
T24



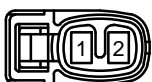
T25



T26



U 1
Black



U 2
Black



U 3
Black



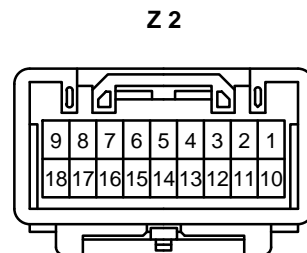
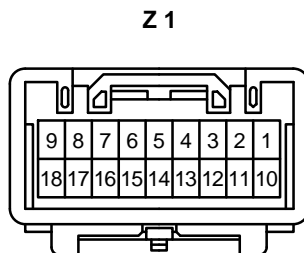
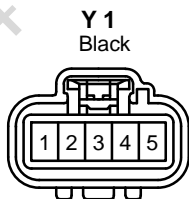
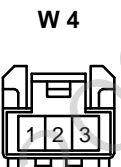

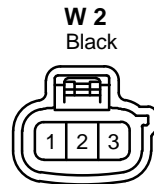
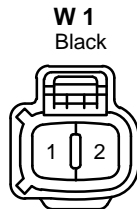

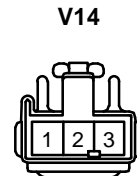
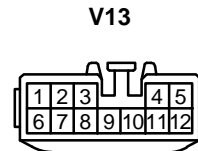
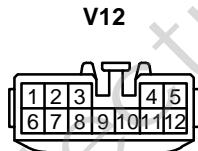

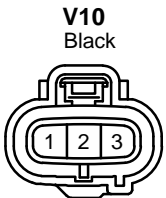
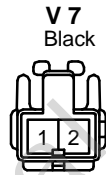
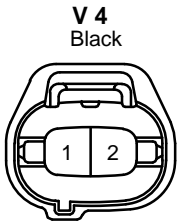
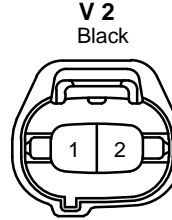
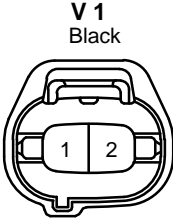
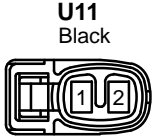
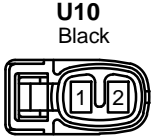
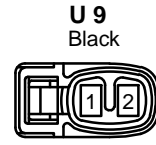
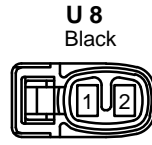

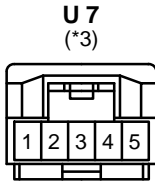
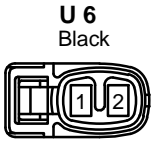
U 4
Black



U 5
Black

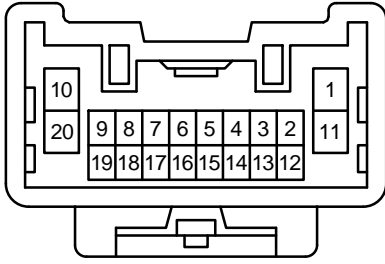


*3 : w/ Smart Key System
 *4 : w/o Smart Key System

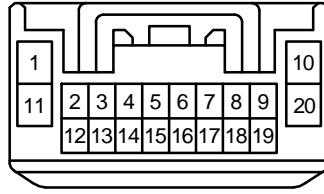


K CONNECTOR LIST

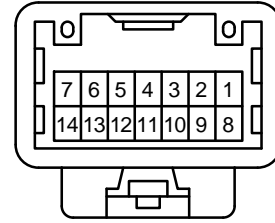
Z 3



Z 4



Z 5



2004-2006 Electrical Connectors

2004-2006 Electrical Connectors

L PART NUMBER OF CONNECTORS

Code	Part Name	Part Number	Code	Part Name	Part Number
A 1	A/C Ambient Temp. Sensor	90980-11070	A47	Air Purifier Light	EHR-2
A 3	A/C Pressure Sensor	90980-10845	B 1	Brake Fluid Level Warning SW	90980-11207
A 7	ABS Speed Sensor and Pad Wear Indicator SW Front RH	90980-11291	B 2	Blower Motor	90980-11667
A 8	ABS Speed Sensor Front LH	90980-11247	B 3	Brake Pedal Load Sensing SW	90980-10860
A 9	Airbag Sensor Front LH	90980-11856	B 4	Buckle SW Front LH	90980-11194
A10	Airbag Sensor Front RH		B 5	Buckle SW Front RH	
A11	A/C Control Assembly	90980-11421	C 1	Camshaft Position Sensor	90980-10947
A12	A/C Control Assembly	90980-11476	C 2	Camshaft Timing Oil Control Valve LH	90980-11162
A13	A/C Control Assembly	90980-11586	C 3	Camshaft Timing Oil Control Valve RH	
A14	A/C Room Temp. Sensor	90980-10825	C 4	Crankshaft Position Sensor	
A15	A/C Room Temp. SW (Driver's Side)	90980-11923	C 6	Center Cluster Integration Panel	90980-11923
A16	A/C Room Temp. SW (Front Passenger's Side)	90980-11909	C 7	Cigarette Lighter (Front)	90980-11399
A18	Absorber Control SW	90980-11950	C 8	Cigarette Lighter (Rear)	90980-10858
A19	Accel Position Sensor	90980-11144	C 9	Clearance Sonar Buzzer (Front)	90980-10825
A20	Air Suspension ECU	82824-48140	C10	Clock	90980-12113
A21	Air Suspension ECU	82824-48130	C11	Coin Box Illumination	90980-11918
A22	Air Suspension ECU	90980-12151	C12	Combination Meter	90980-11915
A23	Airbag Sensor Assembly	90980-12392	C13	Combination SW	90980-12183
A24	Airbag Sensor Assembly	90980-12391	C14	Combination SW	90980-11911
A25	Airbag Sensor Assembly	90980-12390	C15	Console Box Illumination	90980-10886
A26	Airbag Squib (Front Passenger Airbag Assembly)	90980-12160	C16	Clearance Sonar Buzzer (Rear)	90980-10825
A27	Airbag Squib (Steering Wheel Pad)		C17	Clearance Sonar ECU	90980-11877
A28	Automatic Light Control Sensor and A/C Solar Sensor (Front)	90980-12056	C18	Curtain Shield Airbag Squib LH	90980-11884
A29	A/C Solar Sensor (Rear)	90980-11918	C19	Curtain Shield Airbag Squib RH	
A30	ABS Speed Sensor and Pad Wear Indicator SW Rear RH	90980-10794	C20	Climate Control Seat ECU (Driver's Seat)	82824-50190
A31	ABS Speed Sensor Rear LH	90980-10859	C21	Climate Control Seat ECU (Front Passenger's Seat)	
A32	Acceleration Sensor	90980-10845	C22	Cooling Fan ECU	90980-12058
A33	Ashtray Illumination Rear LH	90980-12111	C23	Compressor Assembly	90980-11156
A34	Ashtray Illumination Rear RH		C24	Cool Air Bypass Servo Motor (Driver Side)	90980-11909
A35	Audio and Rear A/C Control SW	90980-10799	C25	Cool Air Bypass Servo Motor (Front Passenger Side)	
A36	A/C Control Assembly	90980-11637	C26	Cool Box Illumination	90980-11918
A37	A/C Control Assembly	90980-11638	C27	Climate Control Seat ECU (Rear LH Seat)	90980-12166
A38	AFS ECU	90980-12153	C28	Climate Control Seat ECU (Rear LH Seat)	90980-11973
A39	AFS ECU	90980-12259	C29	Climate Control Seat ECU (Rear RH Seat)	90980-12166
A40	AFS Off SW	90980-11090	C30	Climate Control Seat ECU (Rear RH Seat)	90980-11973
A41	Air Inlet Control Servo Motor	90980-11909	C31	Climate Control Seat SW (Rear)	90980-11911
A42	Air Mix Control Servo Motor (Driver Side)	90980-11165	D 1	Data Link Connector 3	90980-11665
A43	Air Mix Control Servo Motor (Front Passenger Side)		D 2	Distance Control ECU	90980-12203
A44	Air Vent Mode Control Servo Motor (Driver Side)		D 3	Driver Side J/B ECU	90980-11973
A45	Air Vent Mode Control Servo Motor (Front Passenger Side)		D 4	Driver Side J/B ECU	90980-11923
A46	A/C Amplifier		90980-10848	D 5	
			D 6	Driver Side J/B ECU	90980-11915
			D 7	Duct Sensor (Driver's Side)	90980-10825
			D 8	Duct Sensor (Front Passenger's Side)	

Note: Not all of the above part numbers of the connector are established for the supply.

Code	Part Name	Part Number	Code	Part Name	Part Number
D 9	Door Courtesy Light Front LH	90980-11148	F 6	Front Side Marker Light LH	90980-11009
D10	Door Courtesy Light Front RH		F 7	Front Side Marker Light RH	
D11	Door Courtesy Light Rear LH		F 8	Front Turn Signal Light LH	90980-11019
D12	Door Courtesy Light Rear RH		F 9	Front Turn Signal Light RH	
D13	Door Courtesy SW Front LH	90980-10871	F10	Front Wiper Motor	90980-11290
D14	Door Courtesy SW Front RH		F11	Fuel Pump Resistor	90980-11003
D15	Door Courtesy SW Rear LH		F12	Fuel Lid Opener SW	90980-10825
D16	Door Courtesy SW Rear RH		F13	Fuel Lid Opener SW Illumination	90980-11013
D18	Door Lock Control SW Front RH	90980-11950	F14	Front Door Speaker LH	90980-10935
D19	Door Lock SW (Luggage)	90980-11141	F15	Front Door Speaker RH	
D24	Driver Door ECU	90980-12151	F16	Front Passenger Door ECU	90980-12151
D25	Driver Door ECU	90980-12150	F17	Front Passenger Door ECU	90980-12150
D26	Driving Position Memory SW	90980-11989	F18	Fuel Lid Opener Motor	90980-11019
D27	Driver Seat ECU	90980-10807	F19	Fuel Pump and Fuel Sender (Main)	90980-11077
D28	Driver Seat ECU	90980-12094	F20	Fuel Sender (Sub)	90980-12168
D29	Door Key Lock and Unlock SW and Door Lock Motor and Door Unlock Detection SW Front LH	90980-11858	F21	Front Door Outside Handle LH	90980-11181
D30	Door Lock Control Receiver	90980-11950	F22	Front Door Outside Handle RH	
D31	Door Lock Motor and Door Unlock Detection SW Front RH	90980-11150	F23	Front Door with Motor Lock Assembly LH	90980-12149
D32	Door Lock Motor and Door Unlock Detection SW Rear LH		F24	Front Door with Motor Lock Assembly RH	
D33	Door Lock Motor and Door Unlock Detection SW Rear RH		F25	Front Passenger Door ECU	
D34	Door Oscillator Front LH		G 1	Generator	
D35	Door Oscillator Front RH	90980-11923	G 2	Generator	90980-11964
D36	Door Oscillator Rear LH		G 3	Gateway ECU	90980-12404
D37	Door Oscillator Rear RH		G 4	Glove Box Light No.1	90980-11918
D38	Driver Door ECU		H 3	Headlight Cleaner Control Relay	90980-10939
E 1	Electronically Controlled Transmission Solenoid	90980-12293	H 4	Headlight Cleaner Motor	90980-11410
E 2	Engine Control Module	90980-12146	H 5	Headlight Control ECU LH	90980-11003
E 3	Engine Control Module	90980-12142	H 6	Headlight Control ECU RH	
E 4	Engine Control Module	90980-12143	H 7	Headlight LH (High)	90980-11095
E 5	Engine Control Module	90980-12144	H 8	Headlight RH (High)	
E 6	Engine Control Module	90980-12145	H 9	Heated Oxygen Sensor (Bank 1 Sensor 1)	90980-10869
E 7	Engine Coolant Temp. Sensor	90980-10736	H10	Heated Oxygen Sensor (Bank 2 Sensor 1)	
E 8	Engine Hood Courtesy SW	90980-11189	H11	Height Control Compressor	90980-10990
E 9	Engine Oil Level Sensor	90980-11235	H12	Height Control Exhaust Valve	90980-11156
E10	Exhaust Gas Sensor	90980-11034	H13	Height Control Sensor Front LH	90980-11929
E11	Electronically Controlled Transmission Pattern Select SW	90980-11986	H14	Height Control Sensor Front RH	
F 1	Front Fog Light LH	90980-11096	H15	Horn (High)	90980-10619
F 2	Front Fog Light RH		H16	Horn (Low)	
F 3	Front Height Control Valve	90980-11143	H17	Hazard SW	90980-10801
F 4	Front Parking Light LH	90980-11156	H19	Heated Oxygen Sensor (Bank 1 Sensor 2)	90980-10858
F 5	Front Parking Light RH		H20	Heated Oxygen Sensor (Bank 2 Sensor 2)	90980-11399
			H21	Height Control SW	90980-11909
			H22	Height Control Sensor Rear	90980-11860

L PART NUMBER OF CONNECTORS

Code	Part Name	Part Number	Code	Part Name	Part Number
H23	High Mounted Stop Light	90980-10825	J15	Junction Connector	90980-11915
H24	Head Rest Limit SW Rear LH		J16	Junction Connector	
H25	Head Rest Limit SW Rear RH		J17	Junction Connector	
H26	Headlight Beam Level Control Actuator LH	90980-11028	J18	Junction Connector	90980-11398
H27	Headlight Beam Level Control Actuator RH		J21	Junction Connector	90980-11686
H28	Headlight LH	90980-10931	J22	Junction Connector	90980-11915
H29	Headlight RH		J23	Junction Connector	90980-11686
H30	Height Control Sensor Rear LH	90980-11860	J24	Junction Connector	90980-11915
H31	Height Control Sensor Rear RH		J25	Junction Connector	
I 1	Ignition Coil and Igniter No.1	90980-11885	J26	Junction Connector	90980-11661
I 2	Ignition Coil and Igniter No.2		J27	Junction Connector	
I 3	Ignition Coil and Igniter No.3		J28	Junction Connector	90980-11661
I 4	Ignition Coil and Igniter No.4		J29	Junction Connector	
I 5	Ignition Coil and Igniter No.5		J30	Junction Connector	90980-11686
I 6	Ignition Coil and Igniter No.6		J31	Junction Connector	90980-11915
I 7	Ignition Coil and Igniter No.7		J33	Junction Connector	
I 8	Ignition Coil and Igniter No.8		J34	Junction Connector	90980-11398
I 9	Injector No.1	J35	Junction Connector		
I10	Injector No.2	90980-11153	J36	Junction Connector	90980-12355
I11	Injector No.3		J37	Junction Connector	
I12	Injector No.4		J38	Junction Connector	90980-10871
I13	Injector No.5		J39	Junction Connector	
I14	Injector No.6		J40	Junction Connector	90980-12355
I15	Injector No.7		J41	Junction Connector	
I16	Injector No.8		J42	Junction Connector	
I17	Ignition SW		J43	Junction Connector	
I18	Instrument Panel Register	90980-12135	J44	Junction Connector	90980-10871
I19	Inner Mirror	90980-11989	J45	Junction Connector	
I20	Inside Handle Illumination Front LH	90980-12063	J46	Junction Connector	90980-12355
I21	Inside Handle Illumination Front RH		J47	Junction Connector	
I22	Inside Handle Illumination Rear LH		J48	Junction Connector	90980-12355
I23	Inside Handle Illumination Rear RH		J49	Junction Connector	
I24	Interior Light Rear LH	90980-11471	J50	Junction Connector	90980-10871
I25	Interior Light Rear RH		J51	Junction Connector	
J 1	Junction Connector	90980-11661	J52	Junction Connector	90980-12355
J 2	Junction Connector		K 1	Keyless Buzzer	90980-11156
J 3	Junction Connector		K 2	Knock Sensor (Bank 1)	90980-11875
J 4	Junction Connector		K 3	Knock Sensor (Bank 2)	
J 7	Junction Connector	90980-11542	K 4	Keyless Buzzer On/Off SW	90980-10860
J 8	Junction Connector	90980-11398	K 5	Knee Airbag Squib LH	90980-12452
J 9	Junction Connector		K 6	Knee Airbag Squib RH	
J10	Junction Connector	90980-11915	L 1	Laser Sensor	90980-12292
J11	Junction Connector		L 2	Luggage Compartment Door Opener SW	90980-10860
J12	Junction Connector		L 3	License Plate Light LH	90980-11148
J13	Junction Connector		L 4	License Plate Light RH	
J14	Junction Connector		L 5	Luggage Compartment Door Closer Motor	90980-11011

Note: Not all of the above part numbers of the connector are established for the supply.

Code	Part Name	Part Number	Code	Part Name	Part Number	
L 7	Luggage Compartment Door Key Unlock SW	90980-10825	P20	Pretensioner Rear LH	90980-11862	
L 8	Luggage Compartment Light No.1	90980-11148	P21	Pretensioner Rear RH		
L 9	Luggage Compartment Light No.2		L12	Luggage Room J/B ECU	90980-11911	
L13	Luggage Room J/B ECU	90980-11923	P22	Power Seat Control SW (Driver's Seat Cushion)	90980-10601	
L14	Luggage Room J/B ECU	90980-11915	P23	Power Seat Control SW (Driver's Seat Lumbar Support)	90980-10964	
L15	Luggage Electrical Key SW	90980-10825	P24	Power Seat Control SW (Front Passenger's Seat Lumbar Support)	90980-10601	
L16	Luggage Oscillator (Inner)	90980-11909	P25	Power Seat Control SW (Front Passenger's Seat)	90980-10807	
L17	Luggage Oscillator (Outer)		P26	Power Seat Control SW Sub (Front Passenger's Seat)	90980-10801	
M 1	Mass Air Flow Meter	90980-11317	P27	Power Seat Motor (Driver's Seat Cushion Control)	90980-10825	
M 2	Magnetic Field Sensor	90980-11909	P28	Power Seat Motor (Driver's Seat Front Vertical Control)		
M 3	Multi-Display	90980-12410	P29	Power Seat Motor (Driver's Seat Lifter Control)		
M 4	Multi-Display	90980-12203	P30	Power Seat Motor (Driver's Seat Lumbar Support Lower Side Control)		
M 6	Moon Roof Control ECU	90980-10997	P31	Power Seat Motor (Driver's Seat Lumbar Support Upper Side Control)		
M 7	Millimeter Wave Radar Sensor	90980-12292	P32	Power Seat Motor (Driver's Seat Reclining Control)		
N 1	Noise Filter (Ignition Left Bank)	90980-10843	P33	Power Seat Motor (Driver's Seat Slide Control)		
N 2	Noise Filter (Ignition Right Bank)		P34	Power Seat Motor (Front Passenger's Seat Front Vertical Control)		
N 3	Noise Filter (Rear Window Defogger)	90980-11184	P35	Power Seat Motor (Front Passenger's Seat Head Rest Control)		90980-11085
N 4	Navigation ECU	90980-11973	P36	Power Seat Motor (Front Passenger's Seat Lifter Control)		90980-10825
N 5	Navigation ECU	90980-11923	P37	Power Seat Motor (Front Passenger's Seat Lumbar Support Control)		
N 6	Navigation ECU	90980-12221	P38	Power Seat Motor (Front Passenger's Seat Reclining Control)		
N 7	Navigation ECU	90980-12012	P39	Power Seat Motor (Front Passenger's Seat Slide Control)		
O 2	Oil Pressure SW	90980-11363	P40	Power Seat Motor and Position Sensor (Driver's Seat Head Rest Control)		90980-11085
O 3	Outer Mirror SW	90980-11657	P41	Power Seat Position Sensor (Driver's Seat Cushion Control)	90980-10908	
O 4	Outer Mirror SW	90980-11989	P42	Power Seat Position Sensor (Driver's Seat Front Vertical Control)		
O 5	Outer Mirror SW	90980-11950	P43	Power Seat Position Sensor (Driver's Seat Lifter Control)		
O 6	Overhead J/B	90980-12153	P44	Power Seat Position Sensor (Driver's Seat Reclining Control)		
P 1	Park/Neutral Position SW	90980-11784	P45	Power Seat Position Sensor (Driver's Seat Slide Control)		
P 2	PPS Solenoid	90980-11162	P46	Power Seat Motor (Rear Passenger's LH Seat Slide Control)	90980-10825	
P 3	Parking Brake SW	90980-10871	P47	Power Seat Motor (Rear Passenger's RH Seat Slide Control)		
P 4	Passenger Side J/B ECU	90980-11973				
P 5	Passenger Side J/B ECU	90980-11915				
P 6	Passenger Side J/B ECU	90980-11923				
P 7	Power Outlet	90980-11155				
P 8	Power Tilt and Power Telescopic ECU	90980-10799				
P 9	Power Tilt and Power Telescopic ECU	90980-10848				
P10	Power Window Control SW Front RH	90980-12113				
P11	Power Window Control SW Rear LH					
P12	Power Window Control SW Rear RH					
P13	Power Window Master SW	90980-12166				
P14	Power Window Motor Front LH	90980-10797				
P15	Power Window Motor Front RH					
P16	Power Window Motor Rear LH	90980-11011				
P17	Power Window Motor Rear RH					
P18	Pretensioner Front LH	90980-12253				
P19	Pretensioner Front RH					

L PART NUMBER OF CONNECTORS

Code	Part Name	Part Number	Code	Part Name	Part Number
P48	Power Seat Motor and Position Sensor (Rear Passenger's LH Seat Head Rest Top and Bottom Control)	90980-10789	R41	Room Oscillator (Rear)	90980-11920
P49	Power Seat Motor and Position Sensor (Rear Passenger's RH Seat Head Rest Top and Bottom Control)		R42	Rear Armrest Courtesy SW	90980-10859
P50	Power Seat Position Sensor (Rear Passenger's LH Seat Slide Control)	90980-10908	R43	Rear Sunshade SW (Rear)	90980-11471
P51	Power Seat Position Sensor (Rear Passenger's RH Seat Slide Control)		S 1	Short Connector	90980-11920
P52	PPS ECU	90980-10797	S 2	Short Connector	90980-11909
P53	Pressure SW	90980-10906	S 3	Starter	90980-09585
P54	Power Seat Control SW (Rear Seat)	90980-11909	S 4	Starter	90980-11400
R 2	Radio and Player	90980-12038	S 5	Suspension Control Actuator Front LH	90980-10789
R 3	Radio and Player	90980-12183	S 6	Suspension Control Actuator Front RH	
R 4	Rheostat	90980-11989	S 7	Shift Lock Control ECU	90980-12183
R 6	Rain Sensor	90980-11987	S 8	Short Connector (Height Control)	90980-12002
R 8	Rear Combination Light LH	90980-11399	S 9	Short Connector (Height Control)	90980-12003
R 9	Rear Combination Light LH		S16	Steering Sensor	90980-12162
R10	Rear Combination Light RH		S17	Step Light Front LH	90980-12063
R11	Rear Combination Light RH		S18	Step Light Front RH	
R12	Rear Door LH ECU	90980-12151	S19	Stop Light SW	90980-10795
R13	Rear Door LH ECU	90980-12150	S20	Shoulder Belt Adjust SW Front LH	90980-11987
R14	Rear Door RH ECU		S21	Shoulder Belt Adjust SW Front RH	
R15	Rear Door RH ECU	90980-12151	S22	Shoulder Belt Anchor Motor and Position Sensor LH	90980-12056
R16	Rear Door Speaker LH	90980-10935	S23	Shoulder Belt Anchor Motor RH	82824-50130
R17	Rear Door Speaker RH		S24	Side Airbag Sensor Front LH	90980-12225
R18	Rear Height Control Valve	90980-11860	S25	Side Airbag Sensor Front RH	
R19	Rear Seat Memory SW LH	90980-11989	S26	Side Airbag Sensor Rear LH	90980-12241
R20	Rear Seat Memory SW RH		S27	Side Airbag Sensor Rear RH	
R21	Rear Sunshade Control Relay	90980-10789	S28	Stereo Component Amplifier	90980-10801
R22	Rear Window Defogger	90980-11259	S29	Stereo Component Amplifier	90980-12200
R23	Rear Window Defogger	90980-10914	S30	Stereo Component Amplifier	90980-10821
R25	Rear LH Seat ECU	90980-11877	S31	Stereo Component Tuner	90980-11877
R26	Rear RH Seat ECU		S32	Suspension Control Actuator Rear LH	90980-10789
R28	Room Oscillator (Front)	90980-11909	S33	Suspension Control Actuator Rear RH	
R29	Rear Blower Motor	90980-10908	S34	Seat Climate Controller Front LH (Seat Back)	90980-11920
R30	Rear Blower Resistor	90980-10216	S35	Seat Climate Controller Front RH (Seat Back)	
R31	Rear Damper Servo Motor	90980-11989	S36	Seat Heater Front LH	90980-10907
R32	Rear Door LH ECU	90980-12149	S37	Seat Heater Front RH	
R33	Rear Door Outside Handle LH	90980-11181	S38	Side Airbag Squib LH	90980-11864
R34	Rear Door Outside Handle RH		S39	Side Airbag Squib RH	
R35	Rear Door RH ECU	90980-12149	S40	Seat Heater Rear LH	90980-10795
R36	Rear Door with Motor Lock Assembly LH		S41	Seat Heater Rear RH	
R37	Rear Door with Motor Lock Assembly RH		S42	Skid Control ECU with Actuator	90980-12297
R38	Rear Magnetic Valve	90980-10860	S43	Short Connector	90980-12378
R39	Remote Control Mirror LH	90980-12156	S44	Short Connector	90980-12377
R40	Remote Control Mirror RH		S45	Smart Key System Cancel SW	90980-10825
			S46	Steering Lock ECU	90980-11913

Note: Not all of the above part numbers of the connector are established for the supply.

Code	Part Name	Part Number	Code	Part Name	Part Number
S47	Smoke Sensor	90980-10908	T24	Television Camera ECU	90980-12169
S48	Seat Climate Controller Front LH (Seat Cushion)	90980-12012	T25	Television Camera ECU	90980-10997
S49	Seat Climate Controller Front RH (Seat Cushion)		T26	Television Camera	90980-12211
S50	Step Light Rear LH	90980-11918	U 1	Ultrasonic Sensor (Front Left Center)	90980-11246
S51	Step Light Rear RH		U 2	Ultrasonic Sensor (Front Left)	
S52	Seat Climate Controller Rear LH (Seat Back)	90980-11920	U 3	Ultrasonic Sensor (Front Left Side)	
S53	Seat Climate Controller Rear LH (Seat Cushion)		U 4	Ultrasonic Sensor (Front Right Center)	
S54	Seat Climate Controller Rear RH (Seat Back)		U 5	Ultrasonic Sensor (Front Right)	
S55	Seat Climate Controller Rear RH (Seat Cushion)		U 6	Ultrasonic Sensor (Front Right Side)	
S56	Seat Climate Fan Motor Rear LH (Seat Back)	90980-11909	U 7	Unlock Warning SW (w/ Smart Key System)	90980-11909
S57	Seat Climate Fan Motor Rear LH (Seat Cushion)		U 7	Unlock Warning SW (w/o Smart Key System)	90980-10795
S58	Seat Climate Fan Motor Rear RH (Seat Back)		U 8	Ultrasonic Sensor (Rear Left Center)	90980-11246
S59	Seat Climate Fan Motor Rear RH (Seat Cushion)		U 9	Ultrasonic Sensor (Rear Left)	
S60	Seat Heater Rear LH		U10	Ultrasonic Sensor (Rear Right Center)	
S61	Seat Heater Rear RH		90980-10795	U11	Ultrasonic Sensor (Rear Right)
S62	Seat Heater SW (Rear)	V 1		Vehicle Speed Sensor	
S63	Seat Belt Control ECU	90980-12003	V 2	VSV (ACIS)	90980-11162
S64	Seat Belt Motor LH	90980-10860	V 3	VSV (Canister Closed Valve)	90980-11156
S65	Seat Belt Motor RH		V 4	VSV (EVAP)	90980-10947
T 1	Theft Deterrent Horn	90980-10619	V 5	VVT Sensor LH	90980-10906
T 4	Telescopic Motor and Position Sensor	90980-10799	V 6	VVT Sensor RH	90980-11369
T 5	Theft Deterrent ECU	90980-12169	V 7	VSC Warning Buzzer	90980-11860
T 6	Tilt Motor and Position Sensor	90980-10799	V 8	Vanity Light Front LH	90980-11859
T 7	Traction Control SW, Seat Heater SW Front LH, Seat Heater SW Front RH, Climate Control Seat SW Front LH, Climate Control Seat SW Front RH, Headlight Cleaner SW, Rear Sunshade SW (Front), Rear Seat Reset SW	90980-11915	V 9	Vanity Light Front RH	90980-10803
			V10	Vapor Pressure Sensor	90980-10908
			V11	VSV (Pressure Switching Valve)	90980-11918
T 8	Transponder Key Amplifier	90980-12092	V12	Vibration Seat ECU LH	90980-11068
T 9	Transponder Key Computer	90980-11911	V13	Vibration Seat ECU RH	
T10	Trip SW	90980-11490	V14	Vibrator LH	90980-10981
T11	Tweeter Front LH	90980-10860	V15	Vibrator RH	90980-10795
T12	Tweeter Front RH		V16	Vanity Light Rear LH	90980-11987
T16	Tension Reducer Solenoid LH	90980-12063	V17	Vanity Light Rear RH	90980-11904
T17	Tension Reducer Solenoid RH		W 1	Washer Level Sensor	90980-11912
T18	Tweeter Rear LH	90980-10795	W 2	Washer Motor	90980-12377
T19	Tweeter Rear RH		W 3	Woofer	90980-12378
T20	Throttle Position Sensor and Motor	90980-11858	W 4	Water Valve Servo Motor	90980-12369
T21	Turbine Speed Sensor	90980-11156	Y 1	Yaw Rate Sensor	
T22	Transmission Control SW	90980-12221	Z 1	Option Connector (Cellular Phone)	
			Z 2	Option Connector (Telephone Transceiver and Speaker Relay)	
			Z 3	Option Connector (Telephone Transceiver and Speaker Relay)	
			Z 4	Option Connector (Telephone Transceiver and Speaker Relay)	
			Z 5	Option Connector (Telephone Transceiver and Speaker Relay)	