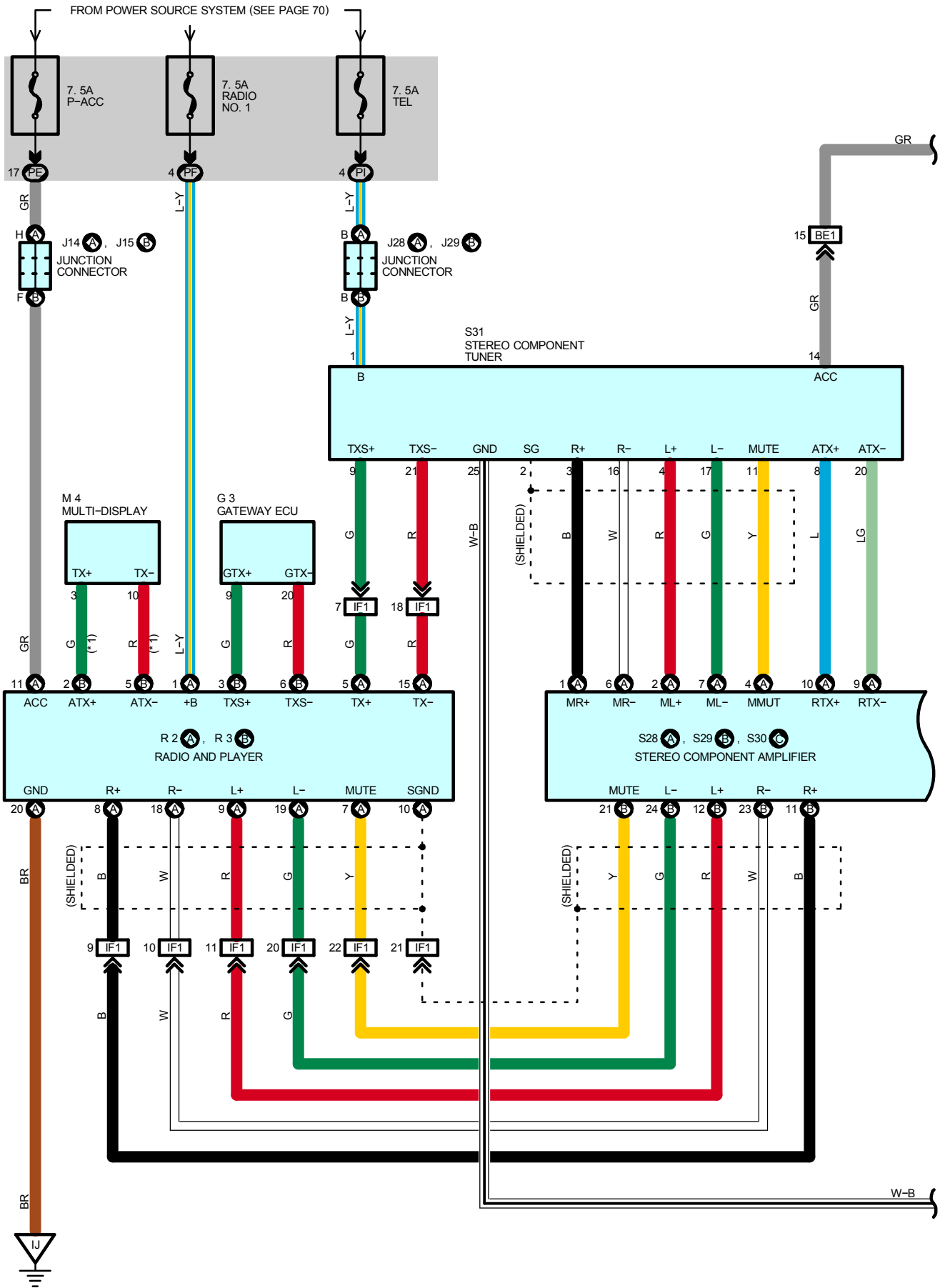
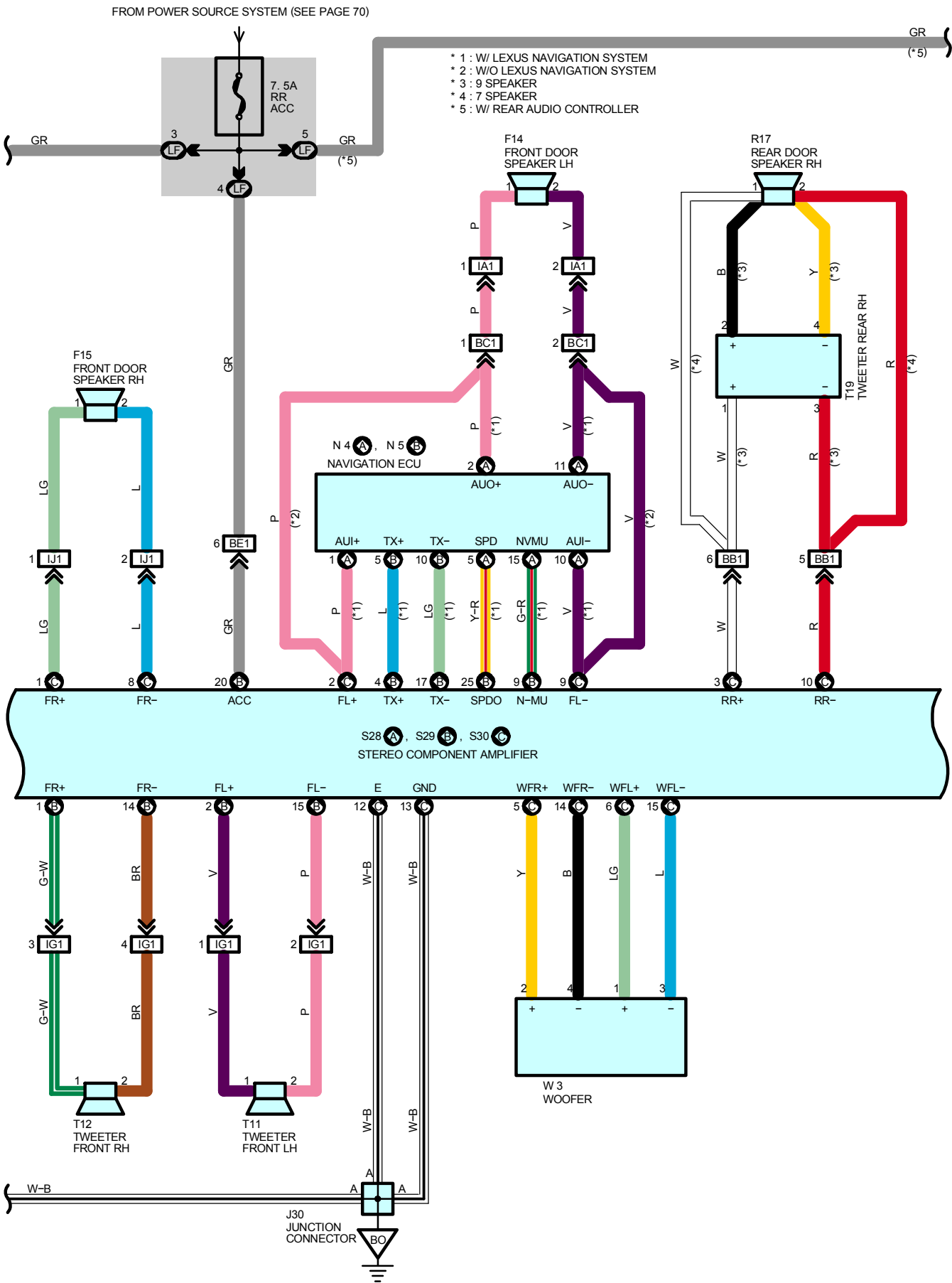
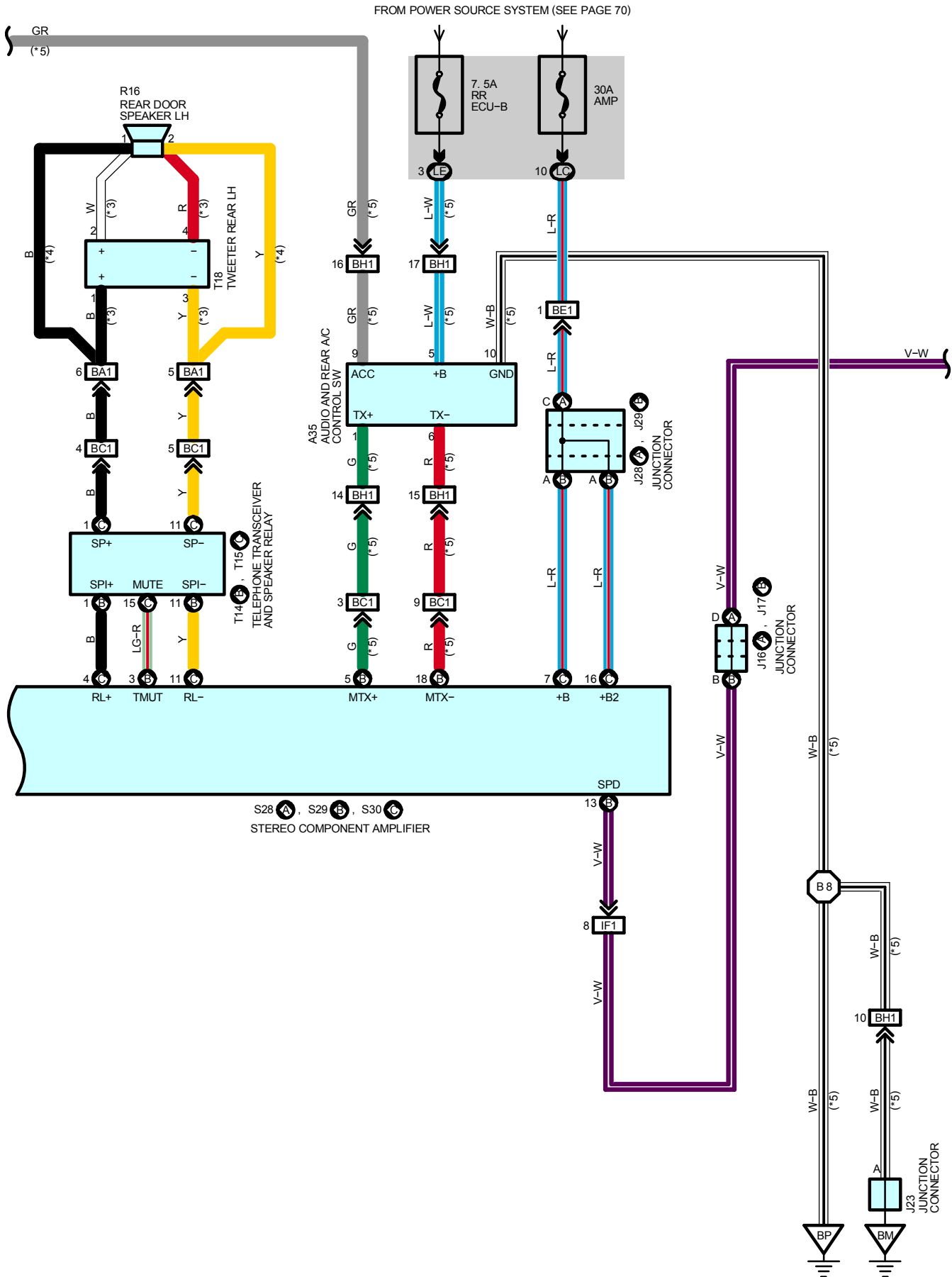


# RADIO AND PLAYER

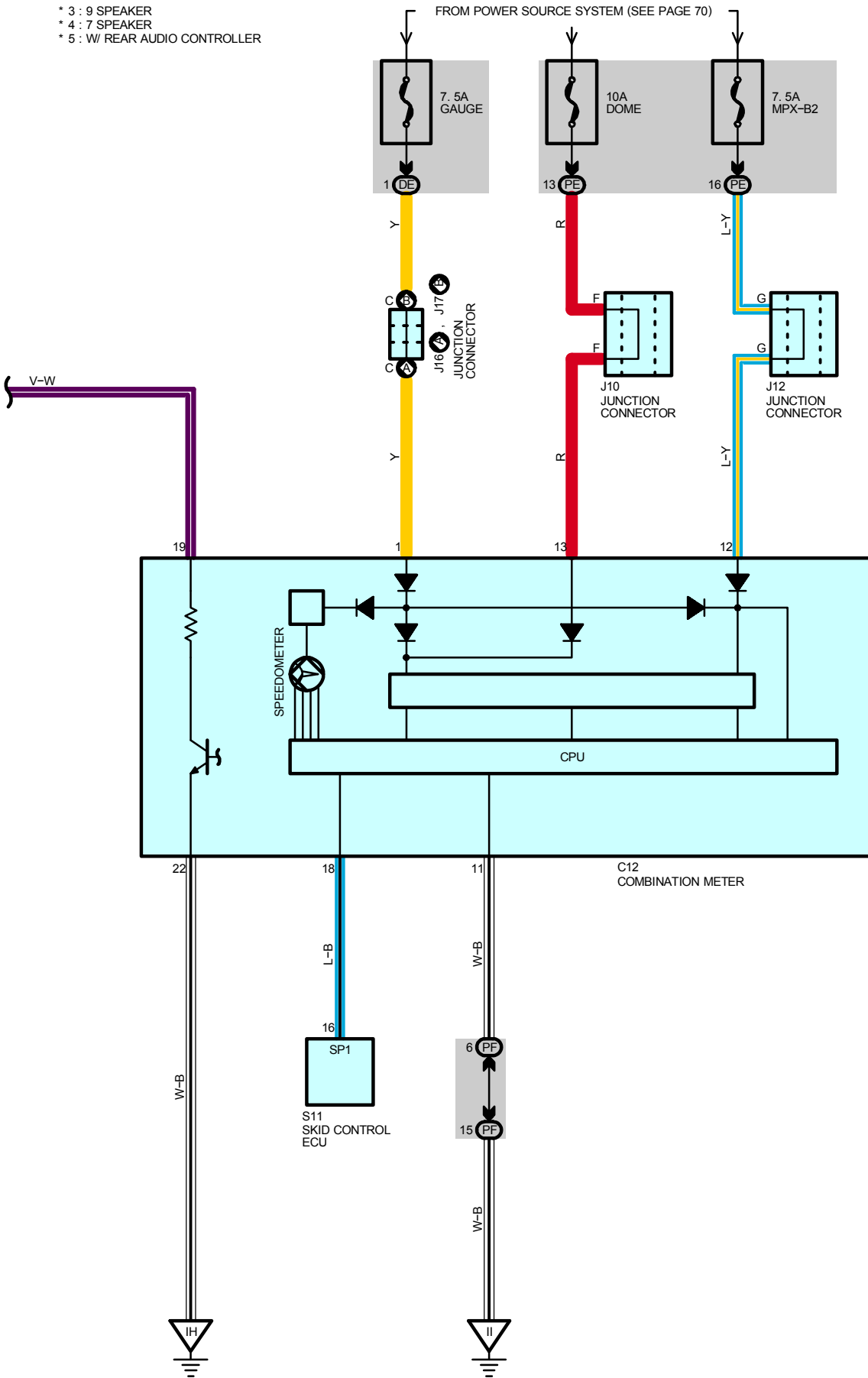




# RADIO AND PLAYER



- \* 3 : 9 SPEAKER
- \* 4 : 7 SPEAKER
- \* 5 : W/ REAR AUDIO CONTROLLER



# RADIO AND PLAYER

## SERVICE HINTS

### R2 (A) RADIO AND PLAYER

- (A)11-GROUND : Approx. **12** volts with ignition SW at **ON** or **ACC** position
- (A) 1-GROUND : Always approx. **12** volts
- (A)20-GROUND : Always continuity

### S29 (B), S30 (C) STEREO COMPONENT AMPLIFIER

- (B) 20-GROUND : Approx. **12** volts with ignition SW at **ON** or **ACC** position
- (C) 7, (C) 16-GROUND : Always approx. **12** volts
- (C)12, (C) 13-GROUND : Always continuity

### S31 STEREO COMPONENT TUNER

- 1-GROUND : Always approx. **12** volts
- 14-GROUND : Approx. **12** volts with ignition SW at **ON** or **ACC** position
- 25-GROUND : Always continuity

## ○ : PARTS LOCATION

Code	See Page	Code	See Page	Code	See Page
A35	55	J28	A 51	S29	B 53
C12	46	J29	B 51	S30	C 53
F14	50	J30	51	S31	53
F15	50	M4	48	T11	49
G3	47	N4	A 52	T12	49
J10	47	N5	B 52	T14	B 53
J12	47	R2	A 49	T15	C 53
J14	A 47	R3	B 49	T18	53
J15	B 47	R16	52	T19	53
J16	A 47	R17	52	W3	53
J17	B 47	S11	49		
J23	51	S28	A 53		

## ○ : JUNCTION BLOCK AND WIRE HARNESS CONNECTOR

Code	See Page	Junction Block and Wire Harness (Connector Location)
DE	29	Instrument Panel Wire and Driver Side J/B (Left Kick Panel)
LC	40	Floor No.2 Wire and Luggage Room J/B (Luggage Room Left)
LE		
LF		
PE	36	Instrument Panel Wire and Passenger Side J/B (Right Kick Panel)
PF		
PI	37	Floor Wire and Passenger Side J/B (Right Kick Panel)

## □ : CONNECTOR JOINING WIRE HARNESS AND WIRE HARNESS

Code	See Page	Joining Wire Harness and Wire Harness (Connector Location)
IA1	58	Front Door LH Wire and Floor No.2 Wire (Left Kick Panel)
IF1	60	Instrument Panel Wire and Floor Wire (Right Side of Shift Lever)
IG1	60	Instrument Panel Wire and Floor Wire (Cowl Side Panel RH)
IJ1	60	Front Door RH Wire and Floor Wire (Right Kick Panel)
BA1	62	Rear Door No.2 Wire and Floor No.2 Wire (Left Center Pillar)
BB1	62	Rear Door No.1 Wire and Floor Wire (Right Center Pillar)
BC1	62	Floor No.2 Wire and Floor Wire (Rear Floor Partition Panel LH)
BE1	62	Floor No.2 Wire and Floor Wire (Lower Back Panel RH)
BH1	66	Rear Seat LH Wire and Floor No.2 Wire (Under the Rear Passenger's LH Seat)

**: GROUND POINTS**

Code	See Page	Ground Points Location
IH	58	Right Side of Shift Lever
II		
IJ	58	Instrument Panel Brace RH
BM	62	Quarter Panel LH
BO	62	Quarter Panel RH
BP	66	Rear Passenger LH Seat Back

**: SPLICE POINTS**

Code	See Page	Wire Harness with Splice Points	Code	See Page	Wire Harness with Splice Points
B8	66	Rear Seat LH Wire			

