

ENGINE


Type	90° V8, aluminum block and heads, certified Transitional Low Emission Vehicle (T-LEV)
Displacement	4.0 liters (242 cubic inches)
Valvetrain	Four cam, four valves per cylinder, with continuously Variable Valve Timing with intelligence (VVT-i)
Compression Ratio	10.5:1
Horsepower at RPM	290 hp @ 6,000
Torque at RPM	300 lb-ft @ 4,000

DRIVETRAIN

Transmission	Five-speed automatic Electronically Controlled Transmission with intelligence (ECT-i). Overdrive fifth gear, auto-select shift program, engine/transmission networking, flex-lockup torque converter.
Drive Wheels	Rear, with standard Traction Control (TRAC).
Final Drive Ratio	3.27:1

BODY, DIMENSIONS

Type	Five-passenger luxury sedan
Construction	Welded-steel unibody
Overall Length	196.7 in
Width	72.0 in
Height	56.5 in (55.9 in with available Electronic Air Suspension)
Wheelbase	112.2 in
Ground Clearance	5.5 in (5.3 in with available Electronic Air Suspension)
Curb Weight	3,890 lb
Fuel-tank Capacity	21.9 gallons
Trunk Capacity	13.9 cubic feet
Headroom	38.9/36.9 in (front/rear) 37.9/35.7 in (front/rear) with available moonroof
Legroom	43.7/36.9 in (front/rear)
Shoulder Room	57.9/57.1 in (front/rear)



CHASSIS

Vehicle Stability Control (VSC)	Integrates Anti-lock Braking System (ABS), Brake Assist and Traction Control (TRAC).
Suspension	<p>Front: Independent, double-wishbone with high-mount upper arm, coil springs, gas-pressurized shock absorbers with internal rebound springs, stabilizer bar.</p> <p>Rear: Independent, double-wishbone with reverse-angle upper arm, eccentric cams for realignment, gas-pressurized shock absorbers, stabilizer bar.</p> <p>Optional: Electronic Air Suspension with automatic load leveling.</p>
Steering	Vehicle-speed-sensing, progressive power-assisted rack-and-pinion. 3.5 turns, lock to lock.
Brakes	Four-wheel vented power-assisted discs, with four-sensor, four-channel Anti-lock Braking System (ABS) with Brake Assist. Four-piston front calipers. 12.4-in (front), 12.1-in (rear) discs.
Wheels	16 x 7.0-in alloy wheels
Original Equipment Tires	Summer Bridgestone Turanza ER33 P225/60R16 97V (Code: 035-629) or All-Season Dunlop SP Sport 4000 P225/60R16 97V (Code: 0207-55). Full-size spare with alloy wheel

PERFORMANCE

0-60 MPH Acceleration	6.4 seconds ¹
1/4-Mile Acceleration	15.0 seconds ¹
Top Track Speed	149 mph (electronically limited) ¹
Estimated Fuel Consumption	18/25 mpg city/highway ²
Aerodynamic Drag Coefficient	0.28
Turning Circle (curb-to-curb)	34.8 ft

TOTAL UNITS PRODUCED

Total	11,098
--------------	--------

DISCLAIMERS

- ¹Performance capacity figures are for comparison only and were obtained with prototype vehicles by professional drivers using special safety equipment and procedures. Do not attempt.
- ²Actual mileage will vary with options, driving conditions, driving habits and vehicle's condition. Results reported to EPA indicate that the majority of vehicles with these estimates will achieve between 15 and 21 mpg in the city and between 21 and 29 mpg on the highway. (See www.fueleconomy.gov.)

PRICING	<u>Code</u>	<u>Description</u>	<u>Manufacturer's Suggested Retail Price (MSRP)</u> ³
	9100	LS 400 Luxury Sedan	\$ 54,300
		Options	
	CW	Chrome Wheels	1,700
	DC	In-Dash 6-CD Auto-Changer	1,080
	FK	Chrome Wheels with All-Season Tires	1,700
	FT	All-Season Tires	No Charge
	HH	Heated Front and Rear Seats, requires PM	440
	ND	Navigation System Package, includes Navigation System, 6-CD Auto-Changer, Power Moonroof, Heated Front Seats, and High Intensity Discharge (HID) Headlamps	5,405
	NI	Nakamichi® Audio System Package, includes Nakamichi Premium Audio, 6-CD Auto-Changer, Power Moonroof, Heated Front Seats, and HID Headlamps	4,355
	PM	Premium Package, includes 6-CD Auto-Changer, Power Moonroof, and HID Headlamps	2,715
	SA	Adaptive Variable Air Suspension, requires NI or ND	1,905
	SE	Platinum Series, includes Specially Textured Leather Trim, Bird's-Eye Maple Wood Trim, 6-CD Auto-Changer, Power Moonroof, HID Headlamps, Special Alloy Wheels, Black Pearl Emblems, and Special Floor Mats	1,964
	SF	Platinum Series, includes items in SE, plus Nakamichi Premium Audio and Heated Front Seats	3,604
	SG	Platinum Series, includes items in SE, plus Navigation System and Heated Front Seats	4,105
	SR	Power Moonroof	1,120

³The vehicle MSRP at launch included Delivery, Processing, and Handling fee. The Delivery, Processing, and Handling Fee was based on the value of the processing, handling and delivery services provided by Lexus and Lexus' overall pricing strategy. Federal, state, and local taxes, and advertising fees, if any, were additional. Prices included pre-delivery services. Suggested prices: These guidelines were provided by Lexus. The dealer was free to establish its own selling price, margin, or profit level.

EXTERIOR COLORS




BAROQUE RED METALLIC
3M9



ANTIQUE BRONZE MICA
4P1




ATLANTIS BLUE MICA
8L4




MILLENNIUM SILVER METALLIC
1C0



IMPERIAL JADE MICA
6Q7



ALPINE SILVER METALLIC
199



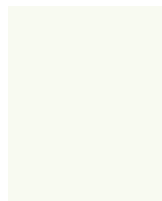
DIAMOND WHITE PEARL
051



MYSTIC GOLD METALLIC
4P7



BLACK ONYX
202



CRYSTAL WHITE
062