

ENGINE


<b>Type</b>	90° V8, aluminum block and heads
<b>Displacement</b>	4.0 liters (242 cubic inches)
<b>Valvetrain</b>	Four cam, four valves per cylinder
<b>Compression Ratio</b>	10.4:1
<b>Horsepower at RPM</b>	260 hp @ 5,300
<b>Torque at RPM</b>	270 lb-ft @ 4,500

DRIVETRAIN

<b>Transmission</b>	Four-speed automatic Electronically Controlled Transmission with intelligence (ECT-i). Overdrive fourth gear, dual shift programs, engine/transmission networking, lockup torque converter.
<b>Drive Wheels</b>	Rear, with optional Traction Control (TRAC).
<b>Final Drive Ratio</b>	3.62:1

BODY,  
DIMENSIONS

<b>Type</b>	Five-passenger luxury sedan
<b>Construction</b>	Welded-steel unibody
<b>Overall Length</b>	196.7 in
<b>Width</b>	72.0 in
<b>Height</b>	56.5 in (55.9 in with available Electronic Air Suspension)
<b>Wheelbase</b>	112.2 in
<b>Ground Clearance</b>	5.5 in (5.3 in with available Electronic Air Suspension)
<b>Curb Weight</b>	3,650 lb
<b>Fuel-tank Capacity</b>	22.5 gallons
<b>Trunk Capacity</b>	13.9 cubic feet
<b>Headroom</b>	38.9/36.9 in (front/rear) 38.0/35.7 in (front/rear) with available moonroof
<b>Legroom</b>	43.7/36.9 in (front/rear)
<b>Shoulder Room</b>	57.9/57.1 in (front/rear)



CHASSIS

<b>Suspension</b>	<p>Front: Independent, double-wishbone, coil springs, gas-pressurized shock absorbers, stabilizer bar. Anti-dive and anti-squat geometry.</p> <p>Rear: Independent, double-wishbone, coil springs, gas-pressurized shock absorbers, strut rods, stabilizer bar. Anti-dive and anti-squat geometry.</p> <p>Optional: Electronic Air Suspension with automatic load leveling.</p>
<b>Steering</b>	Vehicle-speed-sensing, progressive power-assisted rack-and-pinion. 3.5 turns, lock to lock.
<b>Brakes</b>	Four-wheel vented power-assisted discs, with four-sensor, three-channel Anti-lock Braking System (ABS) (Four-sensor, 4-channel with optional Traction Control). Four-piston front calipers. 12.4-in (front), 12.1-in (rear) discs.
<b>Wheels</b>	16 x 7.0-in alloy wheels.
<b>Original Equipment Tires</b>	Summer Bridgestone Turanza ER33 P225/60R16 97V (Code: 035-629) or All-Season Dunlop SP Sport 4000 P225/60R16 97V (Code: 0207-55). Full-size spare with alloy wheel.

PERFORMANCE

<b>0-60 MPH Acceleration</b>	6.9 seconds <sup>1</sup>
<b>1/4-Mile Acceleration</b>	15.2 seconds <sup>1</sup>
<b>Top Track Speed</b>	150 mph (electronically limited) <sup>1</sup>
<b>Estimated Fuel Consumption</b>	19/25 mpg city/highway <sup>2</sup>
<b>Aerodynamic Drag Coefficient</b>	0.28
<b>Turning Circle (curb-to-curb)</b>	34.8 ft

TOTAL UNITS PRODUCED

<b>Total</b>	22,433
--------------	--------

DISCLAIMERS

- <sup>1</sup>Performance capacity figures are for comparison only and were obtained with prototype vehicles by professional drivers using special safety equipment and procedures. Do not attempt.
- <sup>2</sup>Actual mileage will vary with options, driving conditions, driving habits and vehicle's condition. Results reported to EPA indicate that the majority of vehicles with these estimates will achieve between 16 and 22 mpg in the city and between 21 and 29 mpg on the highway. (See [www.fueleconomy.gov](http://www.fueleconomy.gov).)

PRICING

<u>Code</u>	<u>Description</u>	<u>Manufacturer's Suggested Retail Price (MSRP)<sup>3</sup></u>
9100	LS 400 Luxury Sedan	\$ 51,680
9110	LS 400 Luxury Sedan, equipped with CA/NY Emissions	51,680
<b>Options</b>		
CW	Chrome Wheels	1,100
DC	In-Dash 6-CD Auto-Changer	1,000
FK	Chrome Wheels with All-Season Tires	1,100
FT	All-Season Tires	No Charge
MO	Memory System	750
NK	Lexus/Nakamichi® Premium Audio System, requires DC	1,100
SA	Adaptive Variable Air Suspension, requires NK and TN	1,700
SR	Power Moonroof	1,000
TN	Traction Control System (TRAC) with Heated Front Seats, requires MO and FT or FK	1,900

<sup>3</sup>The vehicle MSRP at launch included Delivery, Processing, and Handling fee. The Delivery, Processing, and Handling Fee was based on the value of the processing, handling and delivery services provided by Lexus and Lexus' overall pricing strategy. Federal, state, and local taxes, and advertising fees, if any, were additional. Prices included pre-delivery services. Suggested prices: These guidelines were provided by Lexus. The dealer was free to establish its own selling price, margin, or profit level.


**EXTERIOR COLORS**



**CRYSTAL QUARTZ METALLIC**  
4N1



**EBONY TEAL PEARL**  
6N9




**DIAMOND WHITE PEARL**  
051



**STAR SAPPHIRE PEARL**  
8L1



**MOONSTONE PEARL**  
6N0




**ALPINE SILVER METALLIC**  
199



**CASHMERE BEIGE METALLIC**  
4M9



**BLACK ONYX**  
202



**BLACKBERRY PEARL**  
929