

ENGINE


Type	90° V8, aluminum block and heads
Displacement	4.0 liters (242 cubic inches)
Valvetrain	Four cam, four valves per cylinder
Compression Ratio	100:1
Horsepower at RPM	250 hp @ 5,600
Torque at RPM	260 lb-ft @ 4,400

DRIVETRAIN

Transmission	Four-speed automatic Electronically Controlled Transmission with intelligence (ECT-i). Overdrive fourth gear, dual shift programs, engine/transmission networking.
Drive Wheels	Rear, with optional Traction Control (TRAC).
Final Drive Ratio	3.62:1

**BODY,
DIMENSIONS**

Type	Five-passenger luxury sedan
Construction	Welded-steel unibody
Overall Length	196.7 in
Width	71.7 in
Height	55.3 in (55.1 in with available Electronic Air Suspension)
Wheelbase	110.8
Ground Clearance	5.7 in (5.5 in with available Electronic Air Suspension)
Curb Weight	3,759 lb
Fuel-tank Capacity	22.5 gallons
Trunk Capacity	13.4 cubic feet
Headroom	38.6/36.8 in (front/rear) 37.6/35.7 in (front/rear) with available moonroof
Legroom	43.8/34.3 in (front/rear)
Shoulder Room	57.1/56.3 in (front/rear)



CHASSIS

Suspension	<p>Front: Independent, double-wishbone, coil springs, gas-pressurized shock absorbers, stabilizer bar. Anti-dive and anti-squat geometry.</p> <p>Rear: Independent, double-wishbone, coil springs, gas-pressurized shock absorbers, stabilizer bar. Anti-dive and anti-squat geometry.</p> <p>Optional: Electronic Air Suspension with Lexus Ride Control and automatic load leveling.</p>
Steering	Vehicle-speed-sensing, progressive power-assisted rack-and-pinion. 3.3 turns, lock to lock.
Brakes	Four-wheel vented power-assisted discs, with four-sensor, three-channel Anti-lock Braking System (ABS). 10.8-in (front), 11.4-in (rear) discs.
Wheels	15 x 6.5-in alloy wheels.
Original Equipment Tires¹	Summer Goodyear Eagle GA P205/65R15 94V (Code: 113-298-422-00) or All-Season Dunlop D80 V4 P205/65R15 94V (Code: 0261-37) or All-Season Goodyear invicta GA-L P205/65R15 94V (Code: 778-298-433-01). Full size spare with alloy wheel.

PERFORMANCE

0-60 MPH Acceleration	7.9 seconds ¹
1/4-Mile Acceleration	15.9 seconds ¹
Top Track Speed	150 mph (electronically limited) ¹
Estimated Fuel Consumption	18/23 mpg city/highway ²
Aerodynamic Drag Coefficient	0.29
Turning Circle (curb-to-curb)	36.1 ft

TOTAL UNITS PRODUCED

Total	41,228
--------------	--------

DISCLAIMERS

¹Performance capacity figures are for comparison only and were obtained with prototype vehicles by professional drivers using special safety equipment and procedures. Do not attempt.

²Actual mileage will vary with options, driving conditions, driving habits and vehicle's condition. Results reported to EPA indicate that the majority of vehicles with these estimates will achieve between 15 and 21 mpg in the city and between 19 and 27 mpg on the highway. (See www.fueleconomy.gov.)

1991 LEXUS **LS** Original Pricing and Options


PRICING		<u>Manufacturer's Suggested Retail Price (MSRP)³</u>
<u>Code</u>	<u>Description</u>	
9100	LS 400 Luxury Sedan	\$ 38,350
Options		
DC	Remote 6-CD Auto-Changer	900
FT	All-Season Tires	No Charge
LA	Leather Trim Package	1,400
MO	Memory System	800
NK	Lexus/Nakamichi® Premium Audio System, requires DC	1,000
SA	Adaptive Variable Air Suspension, requires LA, MO and SR	1,500
SR	Power Moonroof	900
TN	Traction Control System (TRAC) with Heated Front Seats	1,600

³The vehicle MSRP at launch included Delivery, Processing, and Handling fee. The Delivery, Processing, and Handling Fee was based on the value of the processing, handling and delivery services provided by Lexus and Lexus' overall pricing strategy. Federal, state, and local taxes, and advertising fees, if any, were additional. Prices included pre-delivery services. Suggested prices: These guidelines were provided by Lexus. The dealer was free to establish its own selling price, margin, or profit level.


EXTERIOR COLORS




BLACK JADE PEARL
6K4




TAUPE METALLIC
923




DIAMOND WHITE PEARL
051



FLINT GRAY PEARL
180



SILVERMIST METALLIC
176



BURGANDY PEARL
3H8



DARK WALNUT PEARL
4K8



BLACK ONYX
202



COBALT BLUE METALLIC
172