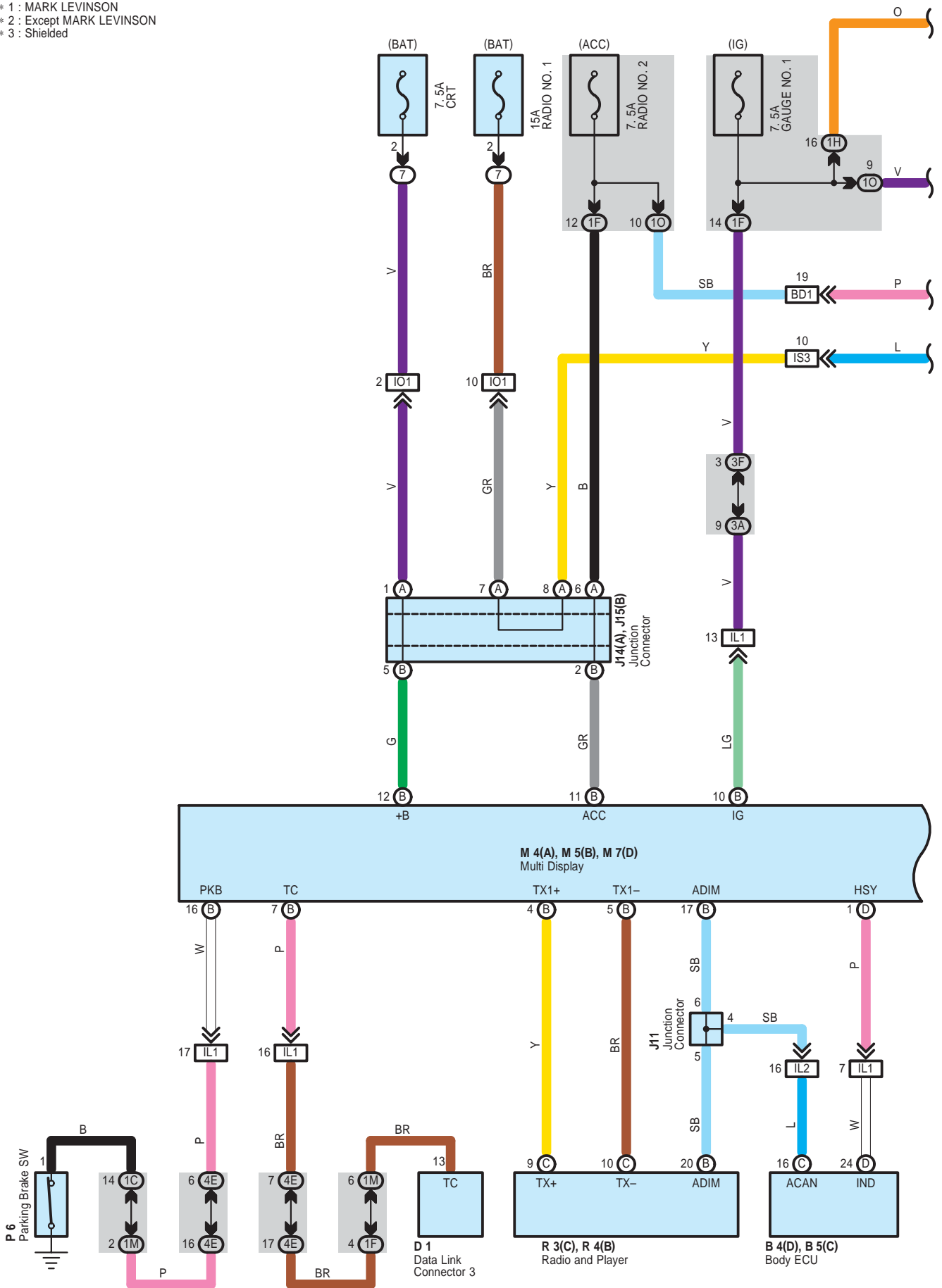


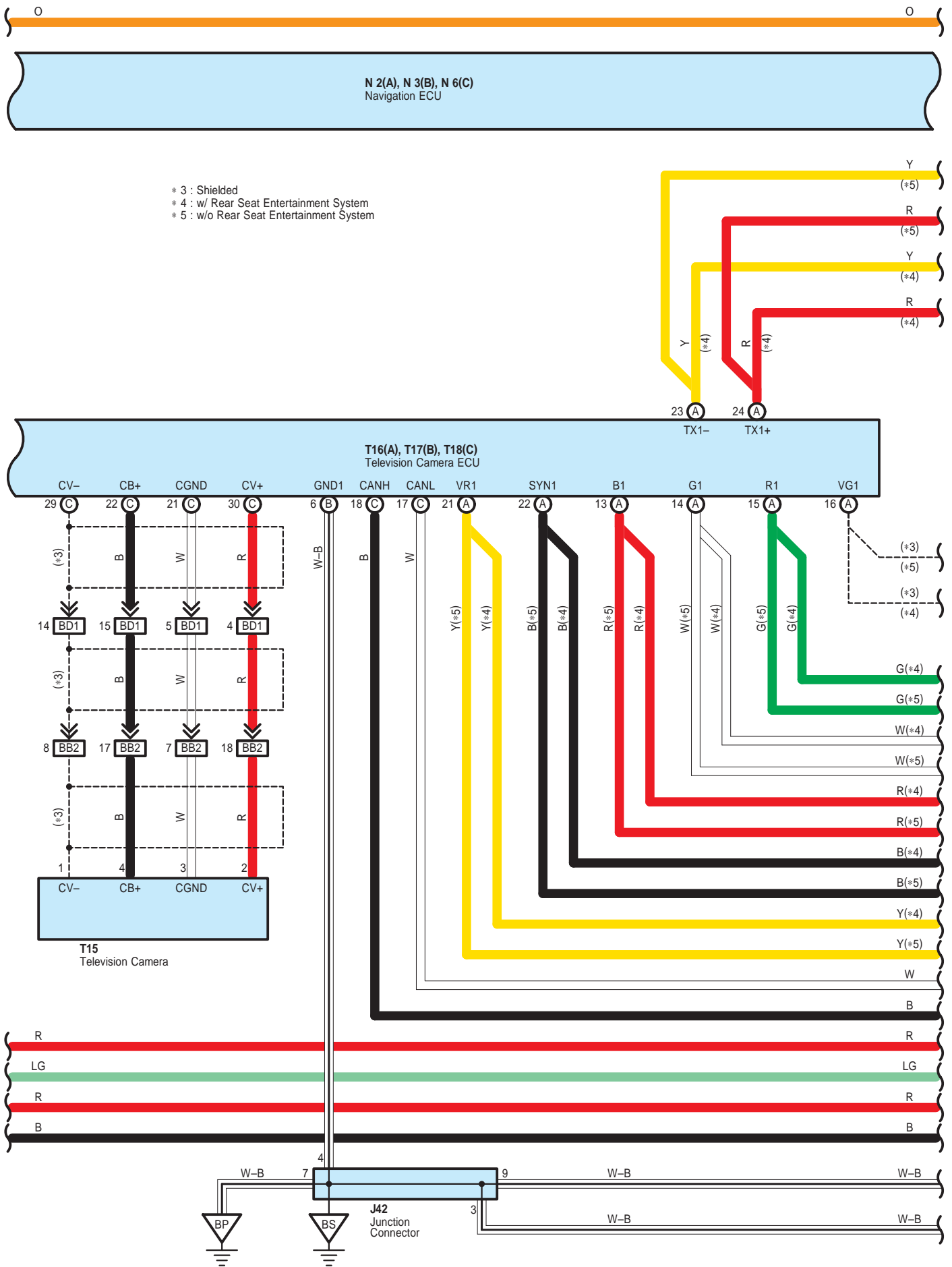
# Navigation and Parking Assist (Rear View Monitor)

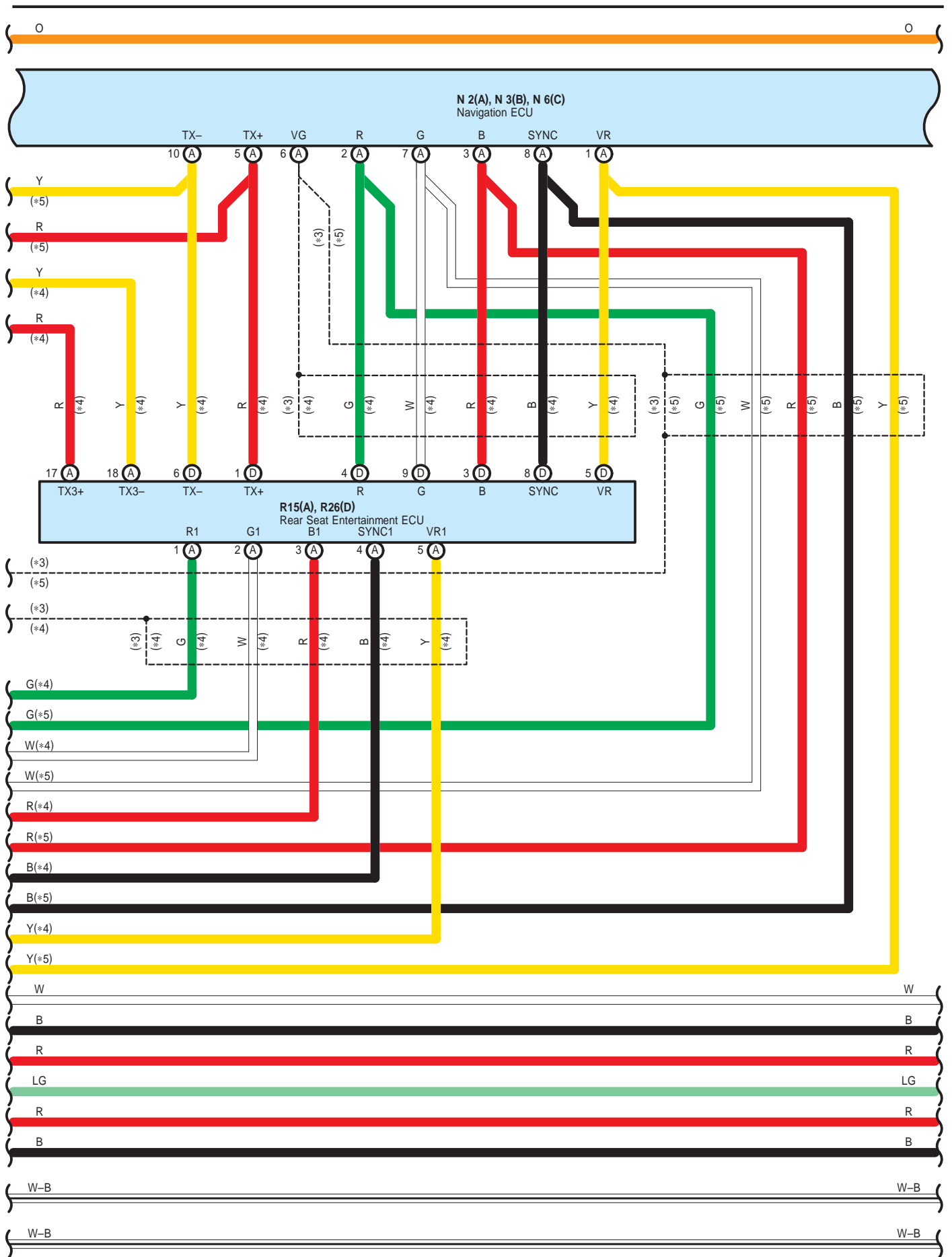
- \* 1 : MARK LEVINSON
- \* 2 : Except MARK LEVINSON
- \* 3 : Shielded



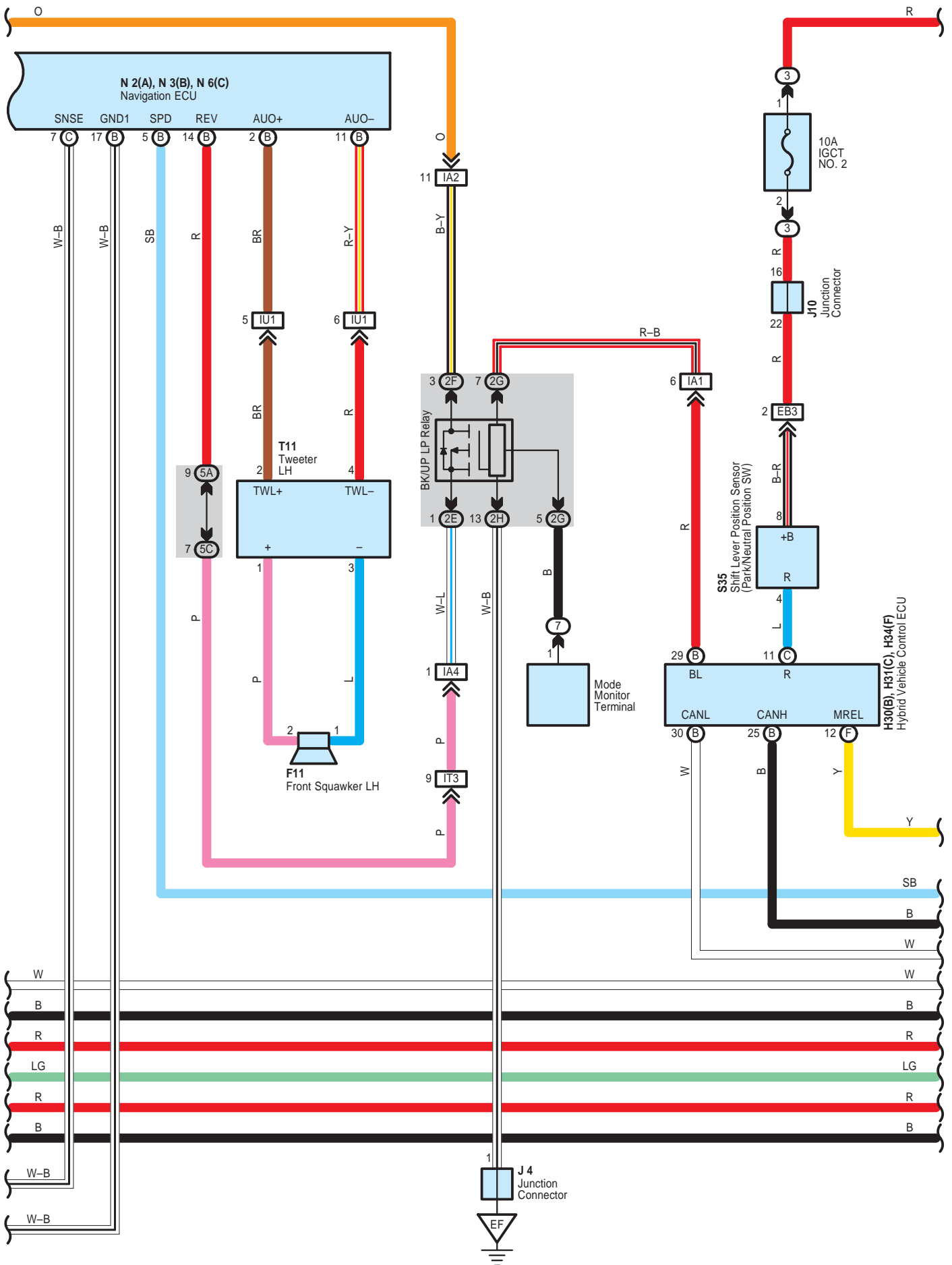


# Navigation and Parking Assist (Rear View Monitor)





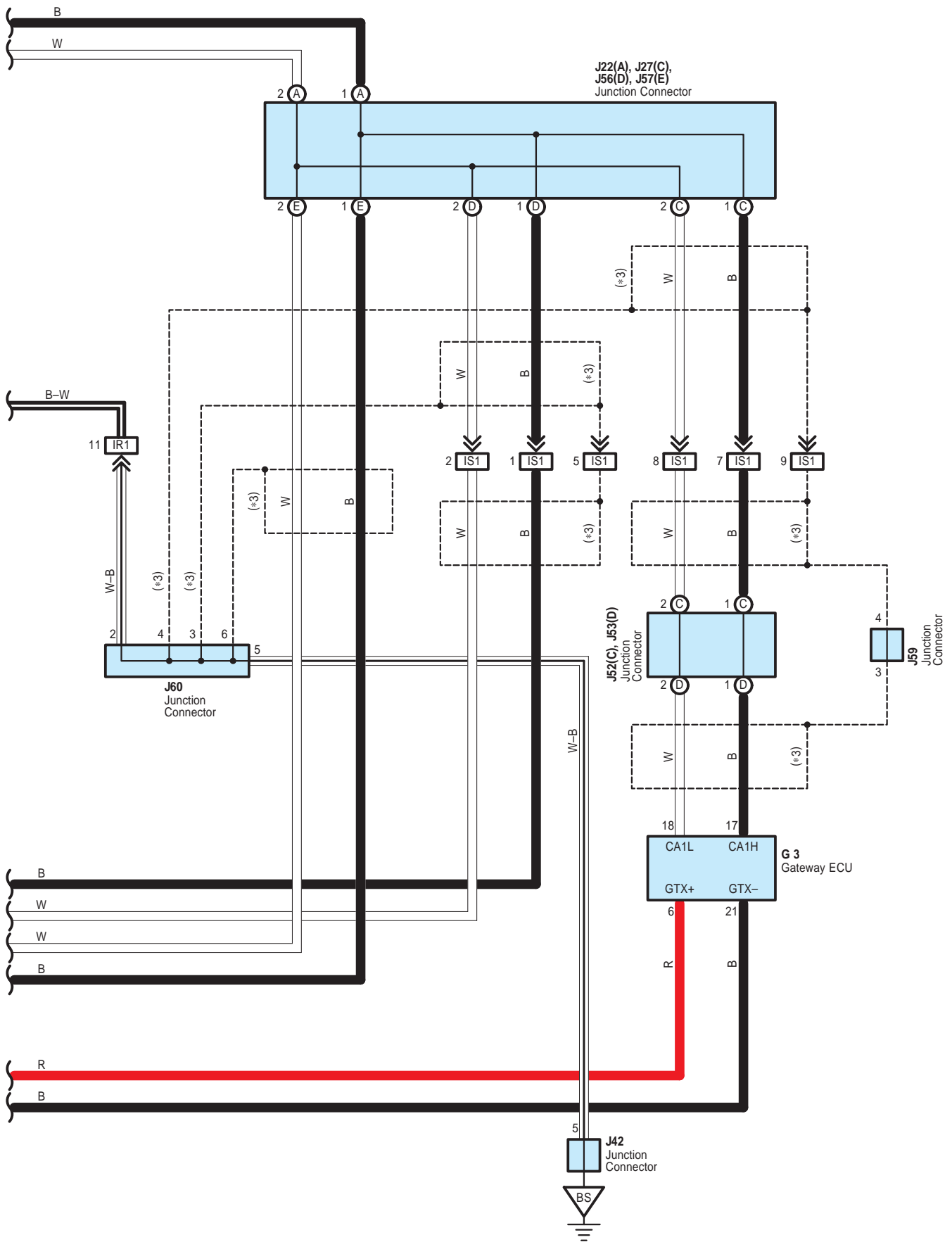
# Navigation and Parking Assist (Rear View Monitor)





# Navigation and Parking Assist (Rear View Monitor)

\* 3 : Shielded



**○ : Parts Location**

Code		See Page	Code		See Page	Code		See Page
B4	D	52	J27	C	54	P6	55	
B5	C	52	J38		57	R3	C	55
C8	A	53	J39		57	R4	B	55
C9	B	53	J42		57	R15	A	58
D1		53	J52	C	54	R26	D	58
F11		53	J53	D	54	S27	B	59
G3		53	J56	D	54	S29	C	59
H30	B	53	J57	E	54	S30	A	59
H31	C	53	J59		54	S35		51
H34	F	53	J60		54	S39		55
J4		51	M4	A	54	T11		55
J6		54	M5	B	54	T15		59
J10		54	M7	D	54	T16	A	59
J11		54	N2	A	57	T17	B	59
J14	A	54	N3	B	57	T18	C	59
J15	B	54	N6	C	57			
J22	A	54	O2		58			

**○ : Relay Blocks**

Code	See Page	Relay Blocks (Relay Block Location)
2	25	Engine Room R/B (Engine Compartment Left)
3	26	R/B No.3 (Engine Compartment Left)
7	24	Fusible Link Block (Engine Compartment Left)

**○ : Junction Block and Wire Harness Connector**

Code	See Page	Junction Block and Wire Harness (Connector Location)
1C	28	Engine Room Main Wire and Instrument Panel J/B (Lower Finish Panel)
1F	28	Instrument Panel Wire and Instrument Panel J/B (Lower Finish Panel)
1G	29	
1H		
1M	28	
1O	28	Floor No.2 Wire and Instrument Panel J/B (Lower Finish Panel)
2E	34	Engine Room Main Wire and J/B No.2 (Engine Compartment Left)
2F		
2G		
2H		
3A	36	Instrument Panel Wire and J/B No.3 (Behind the Combination Meter)
3F		
3J		
3M		
4E	41	Instrument Panel Wire and J/B No.4 (Behind the Glove Box)
5A	44	Floor Wire and Rear J/B (Left Rear Quarter Panel)
5B	44	Floor No.2 Wire and Rear J/B (Left Rear Quarter Panel)
5C		



## Navigation and Parking Assist (Rear View Monitor)

### : Connector Joining Wire Harness and Wire Harness

Code	See Page	Joining Wire Harness and Wire Harness (Connector Location)
EB3	62	Engine Wire and Engine Room Main Wire (Near the Headlight LH)
IA1	64	Engine Room Main Wire and Instrument Panel Wire (Left Kick Panel)
IA2		
IA4		
IE1	65	Roof Wire and Instrument Panel No.2 Wire (Left Side of the Instrument Panel)
IH3	65	Instrument Panel No.2 Wire and Floor Wire (Instrument Panel Brace RH)
IL1	66	Instrument Panel Wire and Instrument Panel No.2 Wire (Above the Glove Box)
IL2		
IO1	66	Engine Room Main Wire and Instrument Panel Wire (Right Kick Panel)
IR1	67	Engine Room Main Wire and Floor Wire (Right Kick Panel)
IS1	67	Instrument Panel Wire and Floor Wire (Right Kick Panel)
IS2		
IS3		
IT3	67	Instrument Panel Wire and Floor No.2 Wire (Instrument Panel Brace LH)
IU1	67	Floor Wire and Instrument Panel No.2 Wire (Instrument Panel Brace RH)
BB2	68	Back Door No.1 Wire and Floor No.2 Wire (Left Rear Side of the Roof)
BD1	68	Floor No.2 Wire and Floor Wire (Left Rear Quarter Panel)

### : Ground Points

Code	See Page	Ground Points Location
EF	62	Near the Headlight LH
IH	64	Cowl Side Panel LH
IK	64	Behind the Combination Meter
IL	64	Instrument Panel Brace RH
BP	68	Under the Right Center Pillar
BS	68	Right Rear Quarter Panel

