

GS 450h ENGINE

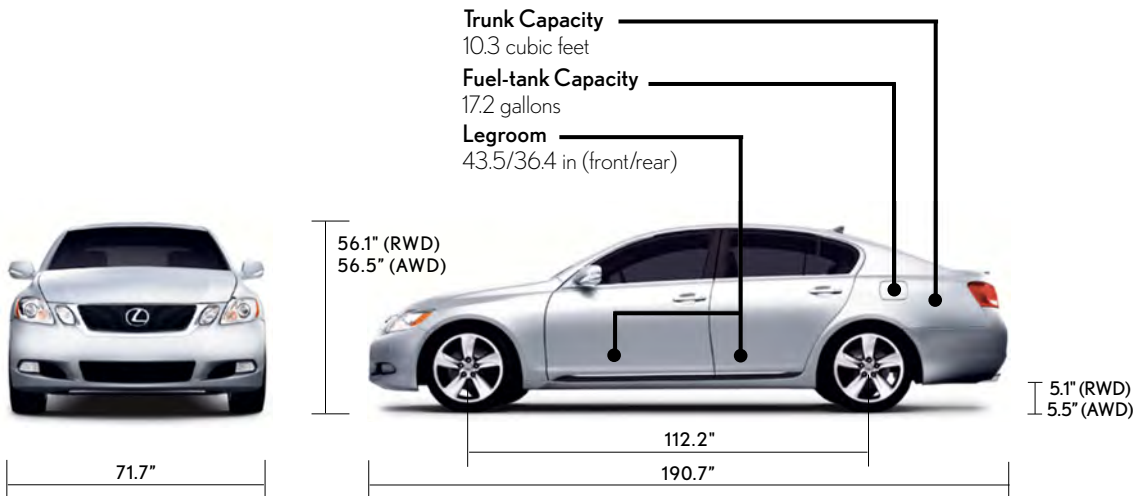
Type	60° V6, aluminum block and heads, certified Super Ultra-Low Emission Vehicle (SULEV II)
Displacement	3.5 liters (210 cubic inches)
Valvetrain	Four cam, four valves per cylinder, with continuously Variable Valve Timing with intelligence (VVT-i)
Electric Drive Motor	High output permanent magnet, electric drive motor
Total System Horsepower	340 total horsepower

DRIVETRAIN

Transmission	Electronically Controlled Continuously Variable Transmission (ECVT) with two-speed reduction and snow mode.
Drive Wheels	Rear, with standard Vehicle Dynamics Integrated Management (VDIM)
Final Drive Ratio	3.769:1

BODY, DIMENSIONS

Type	Five-passenger luxury hybrid sport sedan
Construction	Welded-steel unibody
Overall Length	190.0 in
Width	71.7 in
Height	56.1 in
Wheelbase	112.2 in
Ground Clearance	5.1 in
Curb Weight	4,134 lb
Headroom	37.8/37.0 (front/rear)
Shoulder Room	56.3/55.1 in (front/rear)



CHASSIS

Vehicle Dynamics Integrated Management (VDIM)	Vehicle Dynamics Integrated Management (VDIM) manages the integration of Electronic Power Steering (EPS), Vehicle Stability Control (VSC), Traction Control (TRAC), Anti-lock Braking System (ABS), Electronic Brakeforce Distribution (EBD) and Brake Assist.
Suspension	Front: Independent, double-wishbone with coil springs, gas-pressurized shock absorbers and stabilizer bar. Rear: Independent, multi-link with coil springs, gas-pressurized shock absorbers and stabilizer bar. Adaptive Variable Suspensions (AVS) with electronically modulated damping.
Steering	Electronic, vehicle-speed-sensing, progressive power-assisted rack-and pinion. Variable Gear Ratio Steering (VGRS), 2.7 - 3.2 turns lock to lock.
Brakes	Four-wheel power-assisted discs, with four-sensor, four-channel Anti-lock Braking System (ABS), Electronic Controlled Braking (ECB), Brake Assist, and regenerative braking. 13.1-in front, 12.2-in rear ventilated discs.
Wheels	18 x 8.0-in alloy wheels. Temporary spare with steel wheel. Temporary spare is optional on vehicles sold with run-flat tires.
Original Equipment Tires¹	P245/40ZR18. Optional: P245/40VR18 all-season run-flat.

PERFORMANCE

0-60 MPH Acceleration	5.2 seconds ²
Top Track Speed	131 mph (electronically limited) ³
Estimated Fuel Economy	22/25 mpg city/highway ³
Aerodynamic Drag Coefficient	0.27
Turning Circle (curb-to-curb)	36.4 ft

TOTAL UNITS PRODUCED

GS 450h	235
----------------	-----

DISCLAIMERS


- ¹18 in. tires are expected to experience greater wear than conventional tires. Tire life may be substantially less than 15,000 miles, depending on driving conditions.
- ²Performance capacity figures are for comparison only and were obtained with prototype vehicles by professional drivers using special safety equipment and procedures. Do not attempt.
- ³EPA estimated mpg. Actual mileage will vary. Results reported to EPA indicate that the majority of vehicles with these estimates will achieve between 18 and 26 mpg in the city and between 21 and 29 mpg on the highway. (See www.fueleconomy.gov).

PRICING

<u>Code</u>	<u>Description</u>	<u>Manufacturer's Suggested Retail Price (MSRP)⁴</u>
9340	GS 450 Hybrid Luxury Performance Sedan	\$ 58,345
	Options	
AS	Power Active Vehicle Stabilizer w/Run-Flat All-Season Tires 245/40R18 Run-Flat All-Season Tires and Spare Tire	3,320
AV	Power Active Vehicle Stabilizer w/Run-Flat Summer Tires 245/40R18 Run-Flat Summer Tires and Spare Tire	3,320
FL	245/40R18 Run-Flat All-Season Tires and Spare Tire	320
FT	245/40R18 Run-Flat Summer Tires w/Spare Tire	400
ML	Mark Levinson Audio with AM/FM/DVD Audio Changer w/14 Speakers	1,780
NV	Luxury Value Edition includes Hard Disk Drive Navigation System with Backup Camera, Lexus Enform with Destination Assist, and eDestination (includes 1-year trial subscription) Lexus Insider, Voice Command, XV NavTraffic, XM NavWeather, and XM Sports & Stocks (includes 90-day trial subscription)	1,665
PS	Lexus Pre-Collision System (PCS) and Dynamic Radar Cruise Control	1,500
RF	Rear-Lip spoiler	200

⁴The vehicle MSRP at launch included Delivery, Processing, and Handling fee. The Delivery, Processing, and Handling Fee was based on the value of the processing, handling and delivery services provided by Lexus and Lexus' overall pricing strategy. Federal, state, and local taxes, and advertising fees, if any, were additional. Prices included pre-delivery services. Suggested prices: These guidelines were provided by Lexus. The dealer was free to establish its own selling price.

EXTERIOR COLORS




MERCURY
METALLIC
1F2




OBSIDIAN
212



MATADOR RED
MICA
3R1



OPALINE PEARL
1G5



STARFIRE PEARL
077



BLACK OPAL
MICA
214