

**ENGINE**

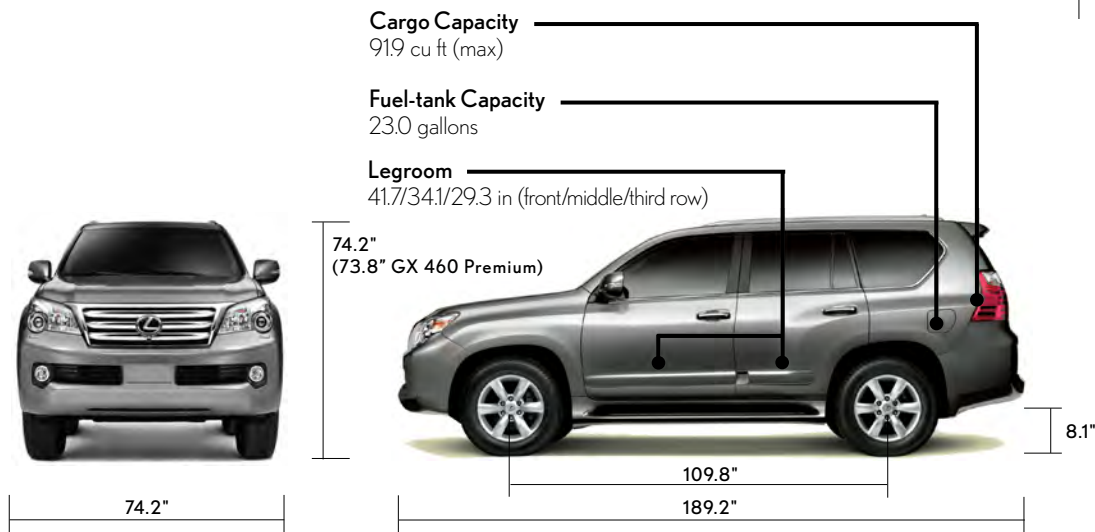
<b>Type</b>	90° V8, aluminum block and heads, certified Ultra-Low Emission Vehicle II (U-LEV II)
<b>Displacement</b>	4.6 liters (281 cubic inches)
<b>Valvetrain</b>	Four cam, four valves per cylinder, with dual Variable Valve Timing with intelligence (VVT-i)
<b>Compression Ratio</b>	10.2:1
<b>Horsepower at RPM</b>	301 hp @ 5,500
<b>Torque at RPM</b>	329 lb-ft @ 3,500

**DRIVETRAIN**

<b>Type</b>	Full-time four-wheel drive with TORSEN® limited-slip center differential (with electronic lock)
<b>Transmission</b>	Six-speed sequential-shift automatic Electronically Controlled Transmission with intelligence (ECT-i)
<b>Transfer Case</b>	Two-speed, 1.000:1/2.566:1
<b>Final Drive Ratio</b>	3.909:1

**BODY, DIMENSIONS**

<b>Type</b>	Seven-passenger luxury utility vehicle
<b>Construction</b>	Body-on-frame
<b>Overall Length</b>	189.2 in
<b>Width</b>	74.2 in
<b>Height</b>	74.2 in (73.8 GX 460 Premium)
<b>Wheelbase</b>	109.8 in
<b>Ground Clearance</b>	8.1 in
<b>Approach Angle</b>	28 degrees
<b>Departure Angle</b>	25 degrees
<b>Curb Weight</b>	5,128 lb (5,179 lb GX 460 Premium)
<b>Vehicle Capacity Weight</b>	1,315 lb w/third row, 1,525 lb w/o third row
<b>Gross Vehicle Weight Rating</b>	6,952 lb <sup>1</sup>
<b>Tow Rating (max)</b>	6,500 lb <sup>2</sup>
<b>Headroom</b>	38.0/40.4/35.2 in (front/middle/third row)
<b>Shoulder Room</b>	55.4/57.3/54.5 in (front/middle/third row)



CHASSIS

<b>Vehicle Stability Control (VSC)</b>	Monitors and helps control loss of traction in a turn. Integrates Anti-lock Braking System (ABS), Brake Assist, and Active Traction Control (A-TRAC).
<b>Suspension</b>	<p>Adaptive Variable Suspension (AVS) and Electronically Modulated Rear Air Suspension with air springs, automatic load leveling and three-position manual height control (GX460 Premium).</p> <p>Front: Independent, double-wishbone with coil springs, gas-pressurized shock absorbers and stabilizer bar.</p> <p>Rear: Four-link with coil springs, gas-pressurized shock absorbers and stabilizer bar (GX460); Four-link with air springs, electronically controlled shock absorbers and stabilizer bar (GX460 Premium).</p> <p>Optional: Kinetic Dynamic Suspension System (KDSS) with automatic, electronically adjustable front and rear stabilizer bars.</p>
<b>Steering</b>	Engine-speed-sensing, power-assisted rack-and-pinion.
<b>Brakes</b>	Four-wheel power-assisted discs, with four-sensor, four-channel Anti-lock Braking System (ABS), Electronic Brakeforce Distribution (EBD) and Brake Assist. 13.3-in ventilated front, 12.3-in ventilated rear discs.
<b>Wheels</b>	18 x 7.5-in six-spoke alloy wheels. Full-size spare with alloy wheel.
<b>Original Equipment Tires</b>	P265/60R18.

PERFORMANCE

<b>0-60 MPH Acceleration</b>	7.8 seconds <sup>3</sup>
<b>1/4-Mile Acceleration</b>	16.6 seconds <sup>3</sup>
<b>Top Track Speed</b>	110 mph (electronically limited) <sup>4</sup>
<b>Estimated Fuel Economy</b>	15/20/17 city/highway/combined <sup>4</sup>
<b>Aerodynamic Drag Coefficient</b>	0.35
<b>Turning Circle (curb-to-curb)</b>	38.1 ft

TOTAL UNITS PRODUCED

<b>GX 460</b>	6,821
<b>GX 460 Premium</b>	<u>2,876</u>
<b>Total</b>	9,697

DISCLAIMERS

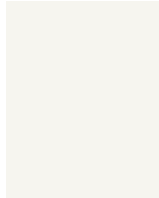
- <sup>1</sup> Cargo and load capacity limited by weight and distribution.
- <sup>2</sup> Before towing, confirm your vehicle and trailer are compatible, hooked up properly and you have all necessary additional equipment. Do not exceed any Weight Ratings and review all instructions and cautions from your trailer hitch manufacturer and Lexus vehicle *Owner's Manual*. Note that the maximum amount you can tow depends on the total weight of any cargo, occupants and available equipment in the vehicle.
- <sup>3</sup> Performance capacity figures are for comparison only and were obtained with prototype vehicles by professional drivers using special safety equipment and procedures. Do not attempt.
- <sup>4</sup> EPA estimated mpg. Actual mileage will vary. Results reported to EPA indicate that the majority of vehicles with these estimates will achieve between 12 and 18 mpg in the city and between 16 and 24 mpg on the highway. (See [www.fueleconomy.gov](http://www.fueleconomy.gov)).

PRICING


<u>Code</u>	<u>Description</u>	<u>Manufacturer's Suggested Retail Price (MSRP)<sup>5</sup></u>
9700	GX 460 Luxury Sport Utility	\$ 54,140
9710	GX 460 Premium Luxury Sport Utility	58,935
<b>Options</b>		
AC	Three-zone Automatic Climate Control with interior air filter, smog-sensor and auto recirculation mode	720
AD	Advanced Pre-Collision System & Driver Attention Monitor with Dynamic Radar Cruise Control, Lane Departure Alert, Intelligent High-Beam Headlamps, and Crawl Control	2,670
CP	Convenience Package: Electrochromic power-folding outside mirrors and Intuitive Parking Assist	800
HL	High Intensity Discharge Headlamps with dual-swivel Adaptive Front Lighting System	815
NL	Navigation/Mark Levinson Audio Package includes Mark Levinson Premium Audio with DVD/CD Changer, 17-Speakers 7.1 Channel Architecture, DVD-Audio and Video, Hard Disk Drive Navigation System, Lexus Enform with Destination Assist, and eDestination (includes 1-year trial subscription) Lexus Insider, Voice Command, XM NavTraffic, XM NavWeather, and XM Sports & Stocks (includes 90-day trial subscription)	3,930
NV	Hard Disk Drive Navigation System, Lexus Enform with Destination Assist, and eDestination (includes 1-year trial subscription), Lexus Insider, Voice Command, XM NavTraffic, XM NavWeather, and XM Sports & Stocks (includes 90-day trial subscription)	1,990
PA	Intuitive Parking Assist	500
PM	Comfort Plus Package includes: Semi-aniline leather-trimmed interior, Wood & Leather-trimmed steering wheel and shift knob, Three-zone Automatic Climate Control with interior air filter, smog sensor and automatic recirculation mode; Heated middle row outboard seats	1,770
RI	Dual-screen DVD Rear-Seat Entertainment System with Wireless Headphones and Audio/Video Inputs	2,400
TC	Cargo-area tonneau cover	150
WU	Wood & leather trimmed steering wheel and shift knob	310
ZA	Wide-view Front & Side Monitor/Pre-Collision System with Driver Attention Monitor, Lane Departure Alert, Intelligent High-Beam Headlamps, Dynamic Radar Cruise Control and Crawl Control	3,170

<sup>3</sup>The vehicle MSRP at launch included Delivery, Processing, and Handling fee. The Delivery, Processing, and Handling Fee was based on the value of the processing, handling and delivery services provided by Lexus and Lexus' overall pricing strategy. Federal, state, and local taxes, and advertising fees, if any, were additional. Prices included pre-delivery services. Suggested prices: These guidelines were provided by Lexus. The dealer was free to establish its own selling price.


**EXTERIOR COLORS**




**STARFIRE PEARL**  
077



**SATIN CASHMERE METALLIC**  
4U7



**FIRE AGATE PEARL**  
4V3



**TUNGSTEN PEARL**  
1G1



**BLACK ONYX**  
2O2



**KNIGHT'S ARMOR PEARL**  
1H3



**CLARET MICA**  
3S0