

ENGINE

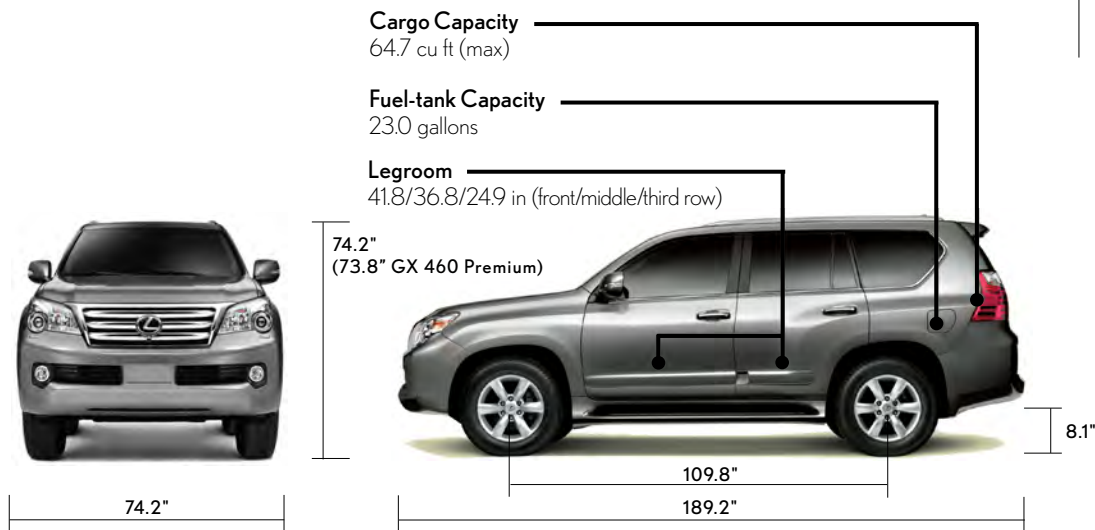
Type	90° V8, aluminum block and heads, certified Ultra-Low Emission Vehicle II (U-LEV II)
Displacement	4.6 liters (281 cubic inches)
Valvetrain	Four cam, four valves per cylinder, with dual Variable Valve Timing with intelligence (VVT-i)
Compression Ratio	10.2:1
Horsepower at RPM	301 hp @ 5,500
Torque at RPM	329 lb-ft @ 3,500

DRIVETRAIN

Type	Full-time four-wheel drive with TORSEN® limited-slip center differential (with differential lock)
Transmission	Six-speed sequential-shift automatic Electronically Controlled Transmission with intelligence (ECT-i)
Transfer Case	Two-speed, 1.000:1/2.566:1
Final Drive Ratio	3.909:1

BODY, DIMENSIONS

Type	Seven-passenger luxury utility vehicle
Construction	Body-on-frame
Overall Length	189.2 in
Width	74.2 in
Height	74.2 in (73.8 GX 460 Premium)
Wheelbase	109.8 in
Ground Clearance	8.1 in
Approach Angle	28 degrees
Departure Angle	25 degrees
Curb Weight	5,305 lb (5,340 lb GX 460 Premium)
Vehicle Capacity Weight	1,315 lb w/third row 1,525 lb w/out third row
Gross Vehicle Weight Rating	6,952 lb ¹
Tow Rating (max)	6,500 lb ²
Headroom	38.0/40.4/35.2 in (front/middle/third row)
Shoulder Room	55.4/57.3/54.5 in (front/middle/third row)



CHASSIS

Vehicle Stability Control (VSC)	Integrates Anti-lock Braking System (ABS), Brake Assist, and Active Traction Control (A-TRAC).
Suspension	Adaptive Variable Suspension (AVS) including Rear Air Suspension with Rear Adjustable Height Control (RAHC) and automatic load leveling. Front: Independent, double-wishbone with coil springs, gas-pressurized shocks, and stabilizer bar. Rear: Four-link with rigid axle, air-spring type shock absorbers, and stabilizer bar. Kinetic Dynamic Suspension System.
Steering	Power-assisted rack-and-pinion. 3.0 turns, lock to lock.
Brakes	Four-wheel power-assisted discs, with four-sensor, four-channel Anti-lock Braking System (ABS), Electronic Brakeforce Distribution (EBD) and Brake Assist. 13.3-in ventilated front, 12.3-in ventilated rear discs.
Wheels	18 x 7.5-in six-spoke alloy wheels. Full-size spare with alloy wheel.
Original Equipment Tires	P265/60R18.

PERFORMANCE

0-60 MPH Acceleration	7.8 seconds ³
1/4-Mile Acceleration	16.6 seconds ³
Top Track Speed	110 mph (electronically limited) ³
Estimated Fuel Consumption (estimated city/highway)	15/20 mpg ⁴
Aerodynamic Drag Coefficient	0.35
Turning Circle (curb-to-curb)	38.1 ft

TOTAL UNITS PRODUCED

GX 460	8,573
GX 460 Premium	<u>4,203</u>
Total	12,776

DISCLAIMERS

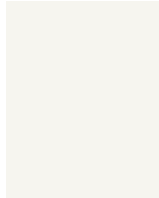
- ¹ Cargo and load capacity limited by weight and distribution.
- ² Before towing, confirm your vehicle and trailer are compatible, hooked up properly and you have all necessary additional equipment. Do not exceed any Weight Ratings and review all instructions and cautions from your trailer hitch manufacturer and Lexus vehicle *Owner's Manual*. Note that the maximum amount you can tow depends on the total weight of any cargo, occupants and available equipment in the vehicle.
- ³ Performance capacity figures are for comparison only and were obtained with prototype vehicles by professional drivers using special safety equipment and procedures. Do not attempt.
- ⁴ EPA estimated mpg. Actual mileage will vary. Results reported to EPA indicate that the majority of vehicles with these estimates will achieve between 12 and 18 mpg in the city and between 17 and 23 mpg on the highway. (See www.fueleconomy.gov).

PRICING


<u>Code</u>	<u>Description</u>	<u>Manufacturer's Suggested Retail Price (MSRP)⁵</u>
9700	GX 460 Luxury Sport Utility	\$ 52,865
9710	GX 460 Premium Luxury Sport Utility	57,660
Options		
AC	Three-zone Automatic Climate Control with interior air filter, smog-sensor and auto recirculation mode	720
AD	Pre-Collision Sys. & Driver Attention Monitor with Dynamic Radar Cruise Control, Lane Departure Alert, Intelligent High-Beam headlamps, and Crawl Control	2,670
CP	Electrochromic power-folding outside mirrors, Intuitive Parking Assist	800
HL	High-Intensity Discharge Headlamps with Adaptive Front Lighting System (AFS)	815
MT	Wide-view Front and Side Monitor System with Crawl Control	720
NL	Navigation/Mark Levinson Audio Package includes Mark Levinson Premium Audio with DVD/CD Changer, 17-Speakers 7.1 Channel Architecture, DVD-Audio and Video, Hard Disk Drive Navigation System, Lexus Enform with Destination Assist, and eDestination (includes 1-year trial subscription) Lexus Insider, Voice Command, XM NavTraffic, XM NavWeather, and XM Sports & Stocks (includes 90-day trial subscription)	3,930
NV	Hard Disk Drive Navigation System, Lexus Enform with Destination Assist, and eDestination (includes 1-year trial subscription), Lexus Insider, Voice Command, XM NavTraffic, XM NavWeather, and XM Sports & Stocks (includes 90-day trial subscription)	1,990
PA	Intuitive Parking Assist	500
PM	Comfort Plus Package includes Semi-aniline leather-trimmed interior, Wood & Leather-trimmed steering wheel & shift knob, Three-zone Automatic Climate Control with interior air filter, smog sensor and automatic recirculation mode	1,770
PS	Pre-Collision Sys. & Dynamic Radar Cruise Control with Crawl Control	1,720
RI	Dual-screen DVD Rear-Seat Entertainment System with Wireless Headphones, Audio/Video Inputs	2,400
TC	Cargo-area tonneau cover	150
WU	Wood & leather trimmed steering wheel with wood & leather shift knob	310
ZA	Wide-view Front & Side Monitor/Pre-Collision System with Driver Attention Monitor, Lane Departure Alert, Intelligent High-Beam Headlamps, Dynamic Radar Cruise Control, Crawl Control	3,170
ZB	Wide-view Front & Side Monitor/Pre-Collision Sys. with Dynamic Radar Cruise Control and Crawl Control	2,220

³The vehicle MSRP at launch included Delivery, Processing, and Handling fee. The Delivery, Processing, and Handling Fee was based on the value of the processing, handling and delivery services provided by Lexus and Lexus' overall pricing strategy. Federal, state, and local taxes, and advertising fees, if any, were additional. Prices included pre-delivery services. Suggested prices: These guidelines were provided by Lexus. The dealer was free to establish its own selling price.

EXTERIOR COLORS




STARFIRE PEARL
077



SATIN CASHMERE METALLIC
4U7



PERIDOT MICA
6V6



TUNGSTEN PEARL
1G1



BLACK ONYX
2O2



KNIGHT'S ARMOR PEARL
1H3



CLARET MICA
3S0