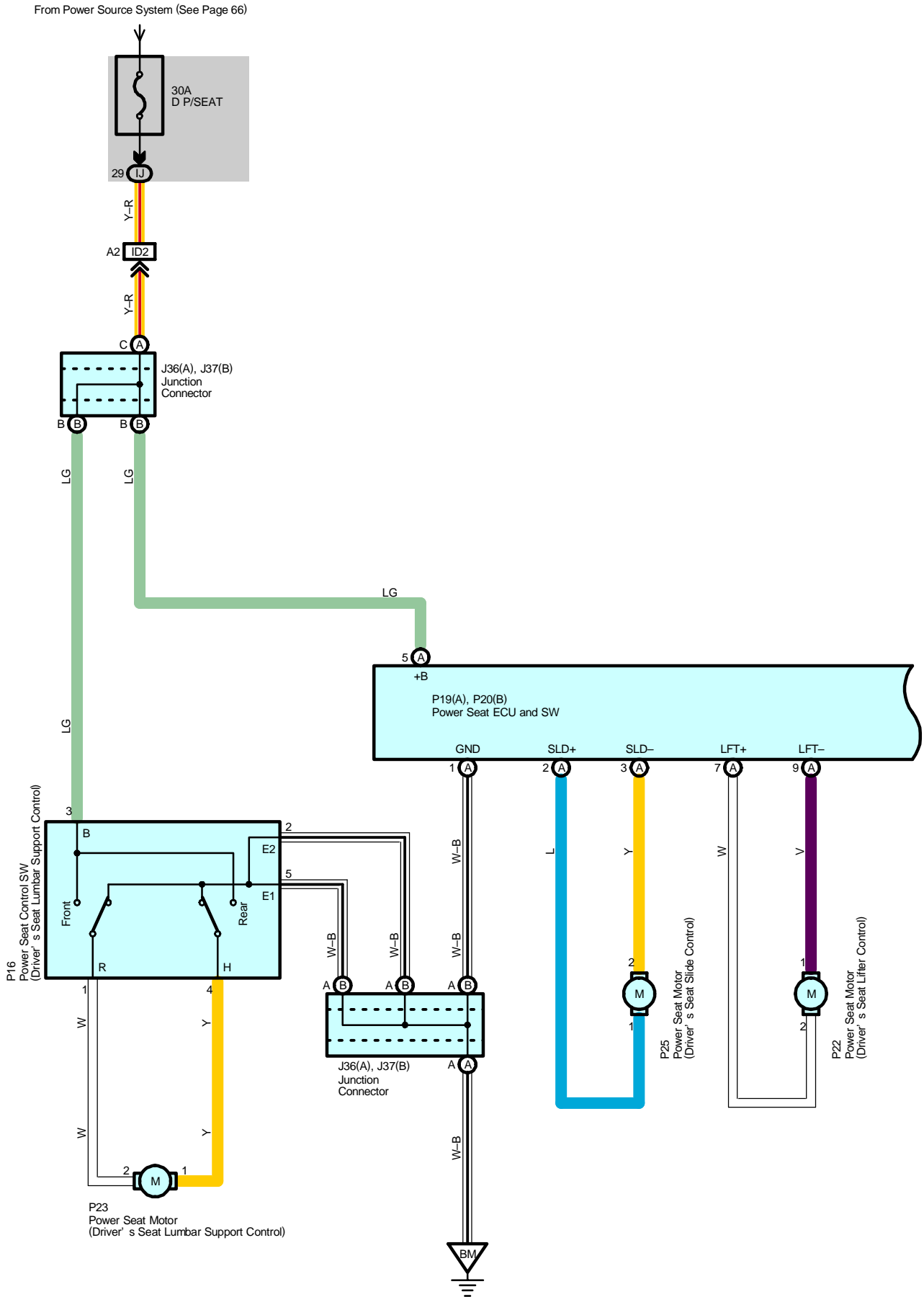
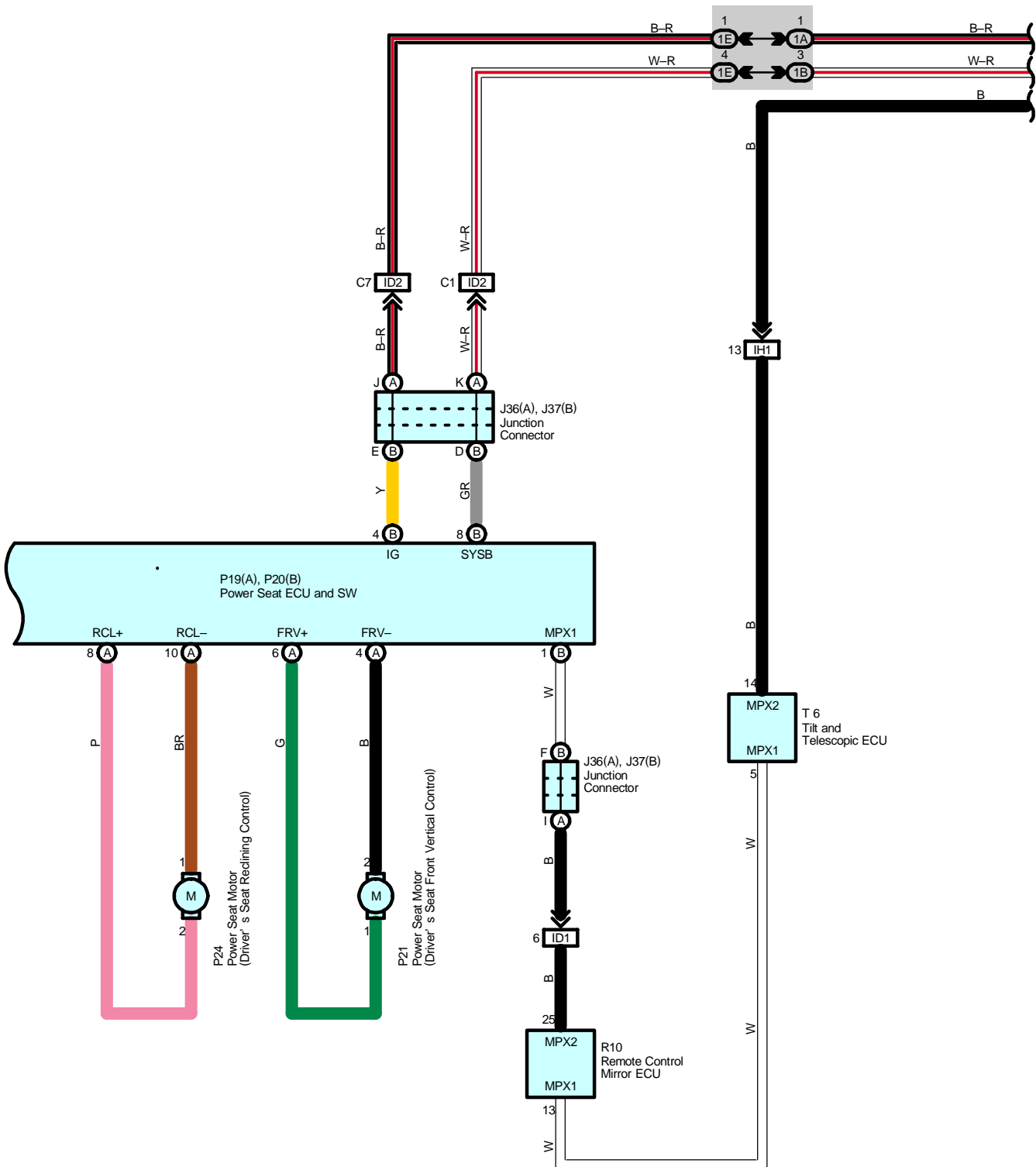
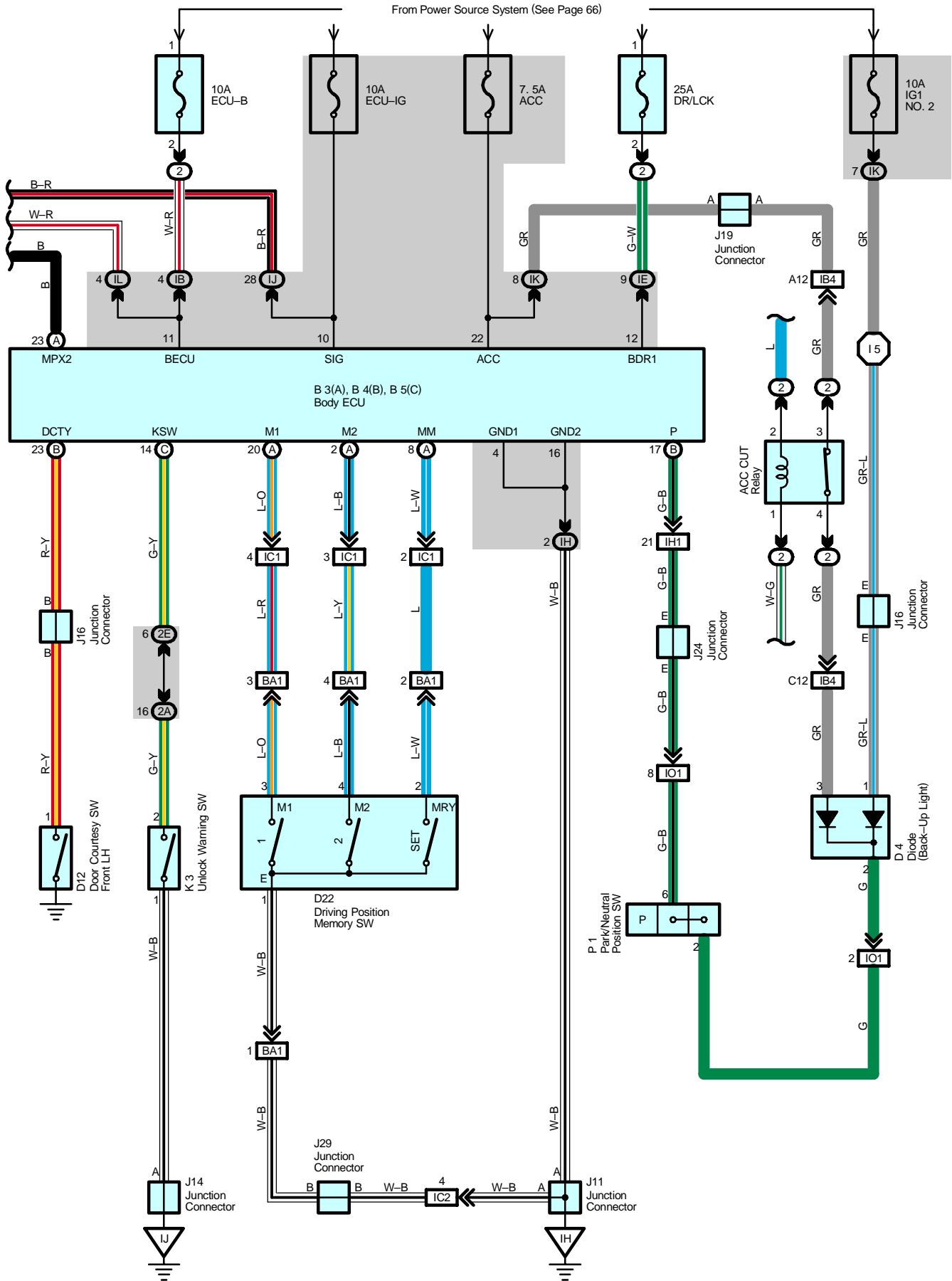


# Power Seat for Driver's Seat





# Power Seat for Driver's Seat



### System Outline

- \* In the power seat system, the power seat ECU and SW receives the operation signal from the power seat control switch via infrared communication to operate each power seat motor and adjust the seat position.
- \* In the event that a malfunction occurs during infrared communication, this system has a fail-safe function to only slide the seat.
- \* This system has the following function:
  - \* Manual slide operation
  - \* Manual reclining control
  - \* Manual front vertical control
  - \* Manual rear vertical operation
  - \* Driving position memory function

### Service Hints

#### P19 (A), P20 (B) Power Seat ECU and SW

- (A) 5, (B) 8-Ground : Always approx. 12 volts
- (B) 4-Ground : Approx. 12 volts with the ignition SW at ON position
- (A) 1-Ground : Always continuity

### ○ : Parts Location

Code	See Page	Code	See Page	Code	See Page		
B3	A	38	J19	40	P20	B	46
B4	B	38	J24	40	P21		46
B5	C	38	J29	43	P22		46
D4		39	J36	A	46	P23	46
D12		42	J37	B	46	P24	46
D22		42	K3		40	P25	46
J11		40	P1		37	R10	41
J14		40	P16		46	T6	41
J16		40	P19	A	46		

### ○ : Relay Blocks

Code	See Page	Relay Blocks (Relay Block Location)
2	22	Engine Room R/B (Engine Compartment Left)

### ○ : Junction Block and Wire Harness Connector

Code	See Page	Junction Block and Wire Harness (Connector Location)
IB	26	Engine Room Main Wire and Driver Side J/B (Lower Finish Panel)
IE		
IH	27	Instrument Panel Wire and Driver Side J/B (Lower Finish Panel)
IJ		
IK		
IL		
1A	30	Instrument Panel Wire and J/B No.1 (Instrument Panel Reinforcement Left)
1B		
1E		
2A	32	Instrument Panel Wire and J/B No.2 (Instrument Panel Reinforcement Center)
2E		

## Power Seat for Driver's Seat

### : Connector Joining Wire Harness and Wire Harness

Code	See Page	Joining Wire Harness and Wire Harness (Connector Location)
IB4	50	Instrument Panel Wire and Engine Room Main Wire (Left Kick Panel)
IC1	50	Front Door LH Wire and Instrument Panel Wire (Left Kick Panel)
IC2		
ID1	50	Instrument Panel Wire and Floor No.2 Wire (Left Kick Panel)
ID2		
IH1	52	Instrument Panel Wire and Instrument Panel Wire (Near the J/B No.1)
IO1	54	Engine Wire and Instrument Panel Wire (Right Side of the Blower Unit)
BA1	58	Front Door LH Wire and Front Door LH Sub Wire (Inside of Front Door LH)

### : Ground Points

Code	See Page	Ground Points Location
IH	50	Left Kick Panel
IJ	50	Near the Right Side of Steering Column
BM	58	Under the Driver's Seat

### : Splice Points

Code	See Page	Wire Harness with Splice Points	Code	See Page	Wire Harness with Splice Points
I5	52	Instrument Panel Wire			

