



## Windshield wiper de-icer\*

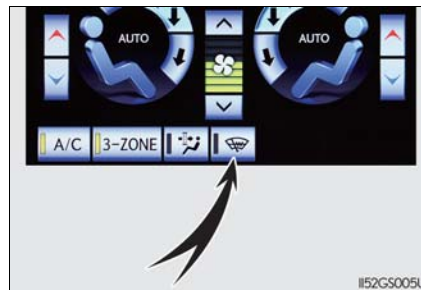
This feature is used to prevent ice from building up on the windshield and wiper blades.

- 1 Press the “MENU” button on the Remote Touch. (→P. 306)
- 2 Select “Climate” on the “Menu” screen.



- 3 ON/OFF

Select  to turn on the windshield wiper de-icer. The windshield wiper de-icer will automatically turn off after approximately 15 minutes. Selecting  again also turns the de-icer off.



### Operating conditions

The engine switch must be in the IGNITION ON mode.

### CAUTION

#### When the windshield wiper de-icer is on

Do not touch the glass at the lower part of the windshield or to the side of the front pillars as the surfaces can become very hot and burn you.

\*: If equipped