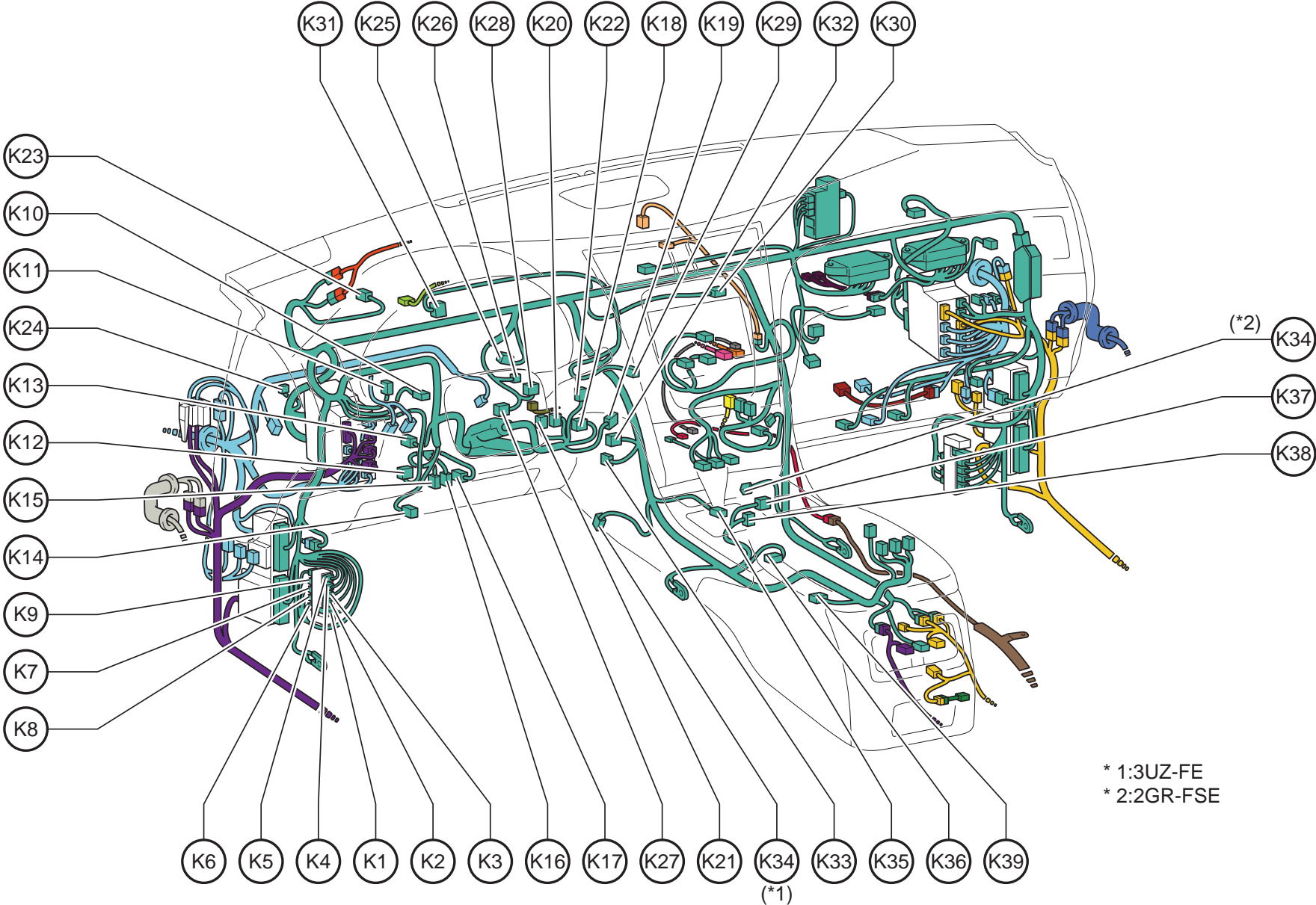


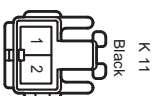
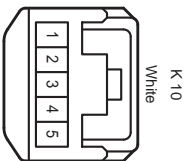
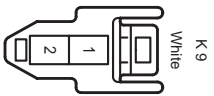
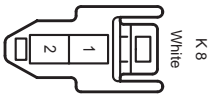
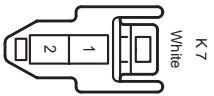
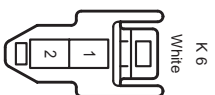
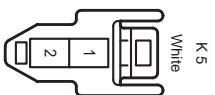
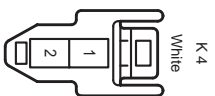
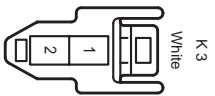
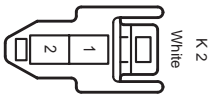
Position of Parts in Instrument Panel




Position of Parts in Instrument Panel

K	1	Junction Connector
K	2	Junction Connector
K	3	Junction Connector
K	4	Junction Connector
K	5	Junction Connector
K	6	Junction Connector
K	7	Junction Connector
K	8	Junction Connector
K	9	Junction Connector
K	10	Register Illumination (Driver's Side)
K	11	VSC Warning Buzzer
K	12	Outer Mirror SW Assembly
K	13	Distance Control ECU
K	14	Airbag Squib (Driver's Side Knee Airbag)
K	15	Tire Pressure Warning Reset SW
K	16	Data Link Connector 3
K	17	Foot Lamp (LH)
K	18	Tilt Motor
K	19	Steering Sensor
K	20	Spiral Cable
K	21	Airbag Squib (Steering Wheel Pad)
K	22	Windshield Wiper SW Assembly
K	23	Tweeter (Front LH)
K	24	Acceleration Sensor (Front)
K	25	Turn Signal Flasher
K	26	Steering Actuator
K	27	Tilt and Telescopic ECU
K	28	Steering Lock ECU
K	29	Power SW
K	30	Register Illumination (Center)
K	31	Combination Meter
K	32	Clearance Warning Buzzer
K	33	A/C Room Temp. Sensor
K	34	Heated Oxygen Sensor (Bank 1 Sensor 2)
K	35	Yaw Rate Sensor
K	36	Transmission Control SW
K	37	AT Shift Lever Illumination
K	38	Cigarette Lighter
K	39	Shift Lock Control ECU

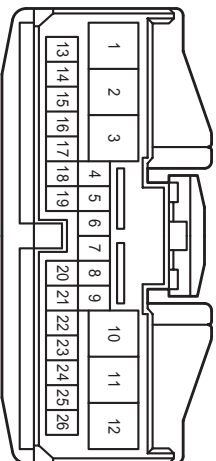
Position of Parts in Instrument Panel



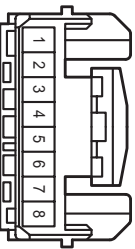
K 14



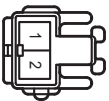
K 13



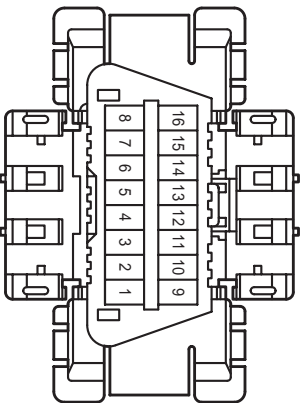
K 12



K 15




K 16



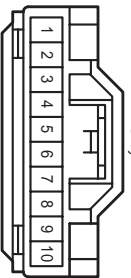
K 17



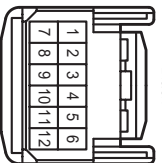
K 18



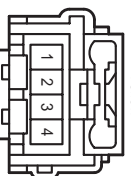
K 19



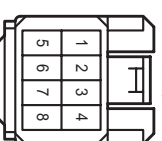
K 20



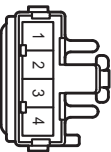
K 21



K 22



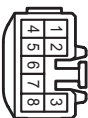
K 23



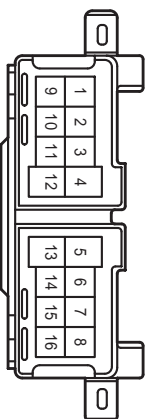
K 24



K 25



K 26



Position of Parts in Instrument Panel

