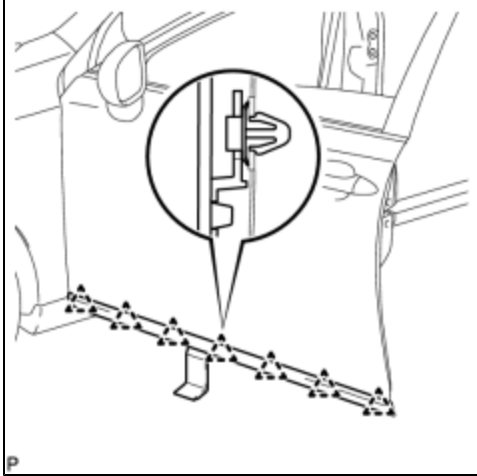


Last Modified: 7-13-2007		1.6 A
Service Category: Vehicle Exterior	Section: Exterior Panels/Trim	
Model Year: 2008	Model: ES350	Doc ID: RM000002HVZ002X
Title: EXTERIOR: OUTSIDE MOULDING: REMOVAL (2008 ES350)		

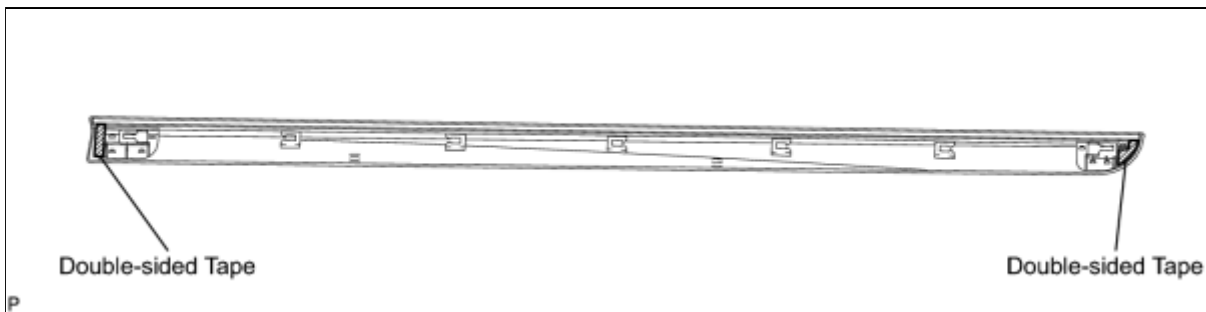
REMOVAL

1. REMOVE FRONT DOOR LOWER OUTSIDE MOULDING

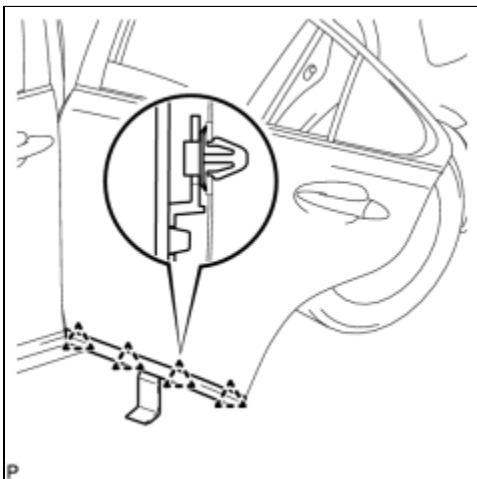


(a) Using a moulding remover, disengage the 7 clips.

(b) Peel off the double-sided tape and remove the front door lower outside moulding.



2. REMOVE REAR DOOR LOWER OUTSIDE MOULDING



(a) Using a moulding remover, disengage the 4 clips.

(b) Peel off the double-sided tape and remove the rear door lower outside moulding.

