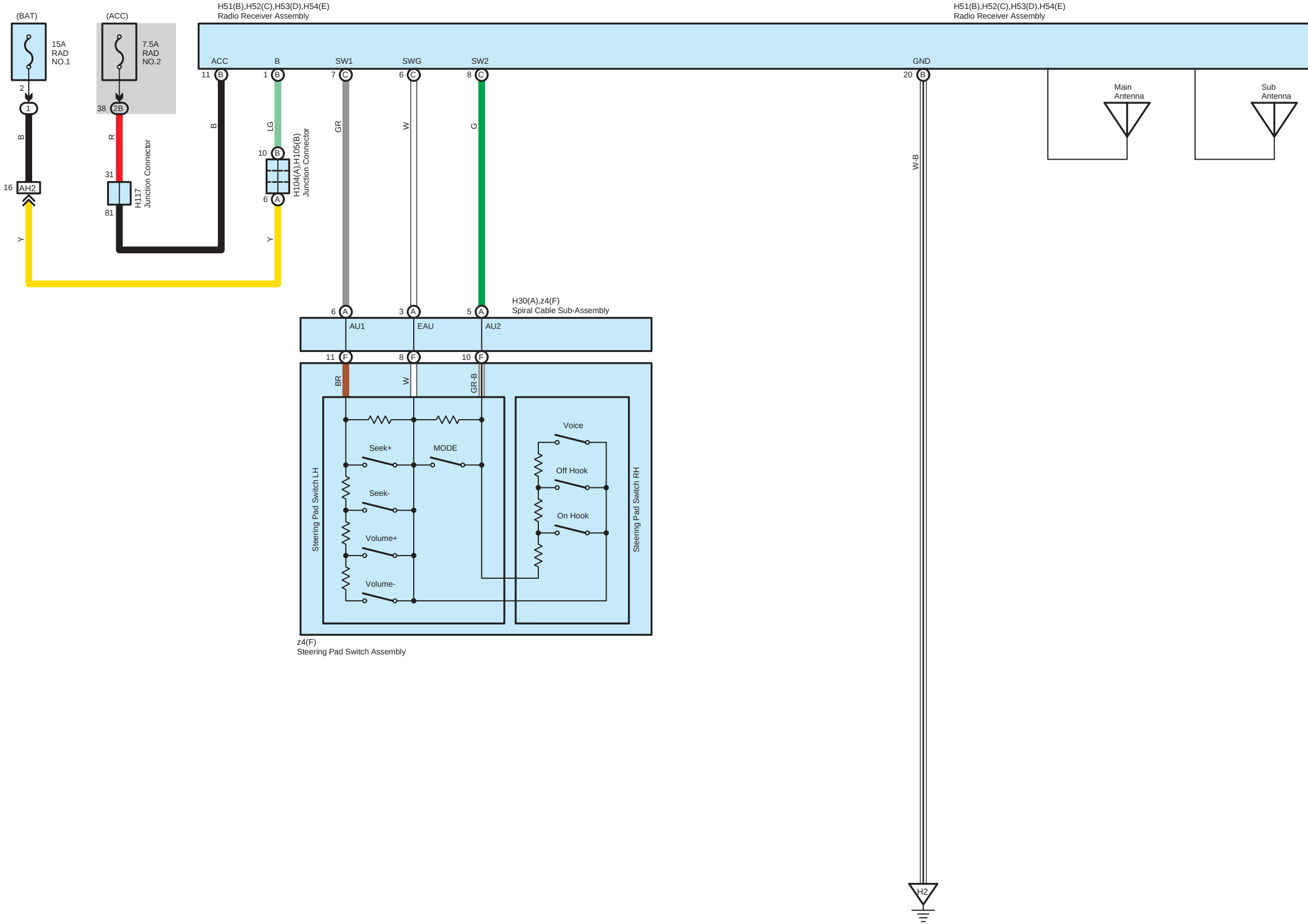
(BAT)
15A
RAD
NO.1
(ACC)
7.5A
RAD
NO.2
H51(B),H52(C),H53(D),H54(E)
Radio Receiver Assembly
H51(B),H52(C),H53(D),H54(E)
Radio Receiver Assembly
ACC
B
SW1
SWG
SW2
GND
11 B
1 B
7 C
6 C
8 C
20 B
Main
Antenna
Sub
Antenna
2
1
38 2B
B
R
B
LG
GR
W
G
W-B
16 AH2
31
81
H117
Junction Connector
10 B
6 A
H104(A),H105(B)
Junction Connector
Y
Y
6 A
3 A
5 A
H30(A),z4(F)
Spiral Cable Sub-Assembly
AU1
EAU
AU2
11 F
8 F
10 F
BR
W
GR-B
Seek+
MODE
Seek-
Volume+
Volume-
Steering Pad Switch LH
Voice
Off Hook
On Hook
Steering Pad Switch RH
z4(F)
Steering Pad Switch Assembly
H2

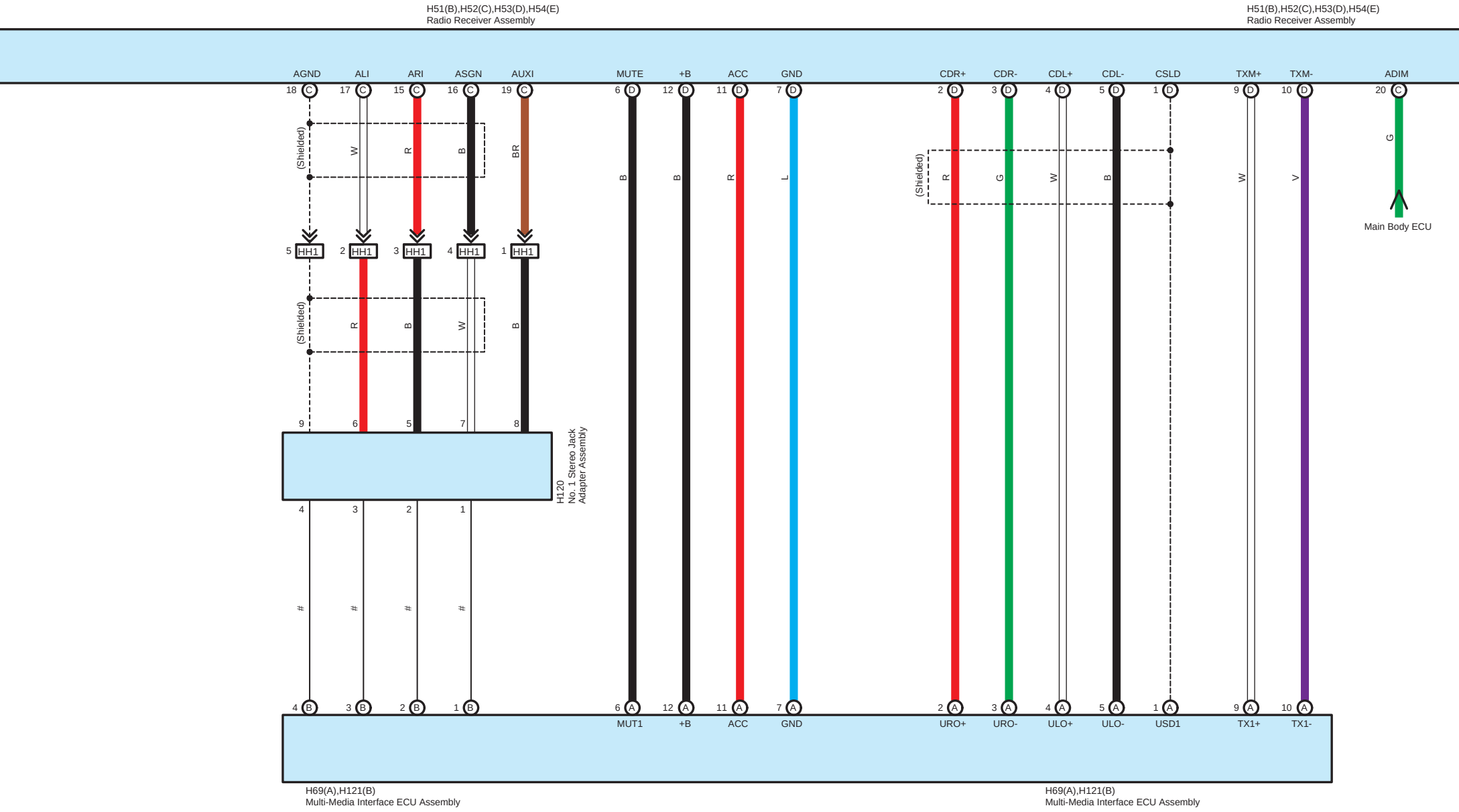
H51(B),H52(C),H53(D),H54(E)
Radio Receiver Assembly
H51(B),H52(C),H53(D),H54(E)
Radio Receiver Assembly
AGND
ALI
ARI
ASGN
AUXI
MUTE
+B
ACC
GND
CDR+
CDR-
CDL+
CDL-
CSLD
TXM+
TXM-
ADIM
18 C
17 C
15 C
16 C
19 C
6 D
12 D
11 D
7 D
2 D
3 D
4 D
5 D
1 D
9 D
10 D
20 C
(Shielded)
W
R
B
BR
B
B
R
L
(Shielded)
R
G
W
B
W
V
G
Main Body ECU
5 HH1
2 HH1
3 HH1
4 HH1
1 HH1
(Shielded)
R
B
W
B
9
6
5
7
8
H120
No. 1 Stereo Jack
Adapter Assembly
4
3
2
1
#
#
#
#
4 B
3 B
2 B
1 B
6 A
12 A
11 A
7 A
2 A
3 A
4 A
5 A
1 A
9 A
10 A
MUT1
+B
ACC
GND
URO+
URO-
ULO+
ULO-
USD1
TX1+
TX1-
H69(A),H121(B)
Multi-Media Interface ECU Assembly
H69(A),H121(B)
Multi-Media Interface ECU Assembly

: There is no wire color information.

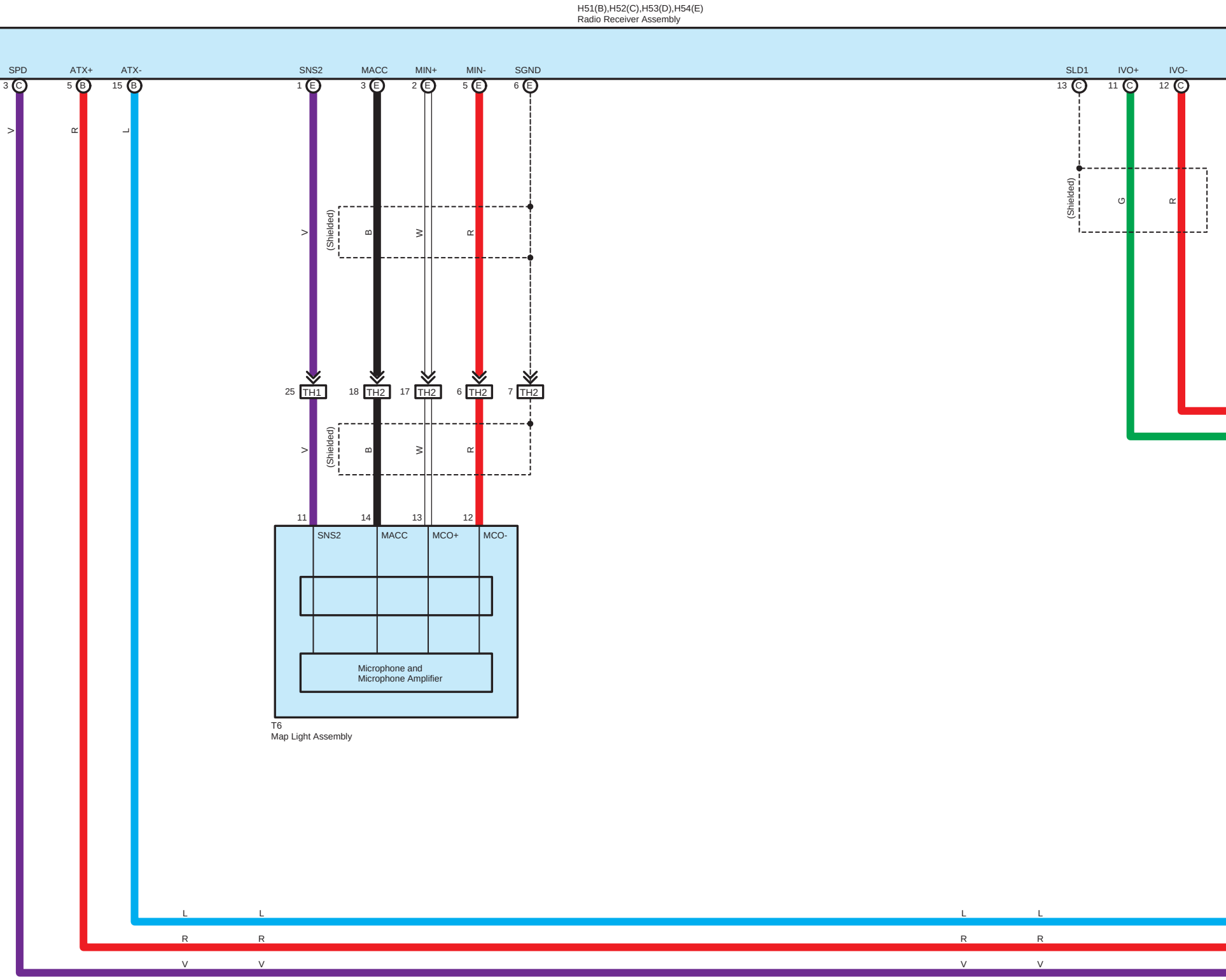
H51(B),H52(C),H53(D),H54(E)
Radio Receiver Assembly
SPD
ATX+
ATX-
SNS2
MACC
MIN+
MIN-
SGND
SLD1
IVO+
IVO-
3 C
5 B
15 B
1 E
3 E
2 E
5 E
6 E
13 C
11 C
12 C
V
R
L
(Shielded)
V
B
W
R
(Shielded)
G
R
25 TH1
18 TH2
17 TH2
6 TH2
7 TH2
(Shielded)
V
B
W
R
11
14
13
12
SNS2
MACC
MCO+
MCO-
Microphone and
Microphone Amplifier
T6
Map Light Assembly
L
L
L
L
R
R
R
R
V
V
V
V

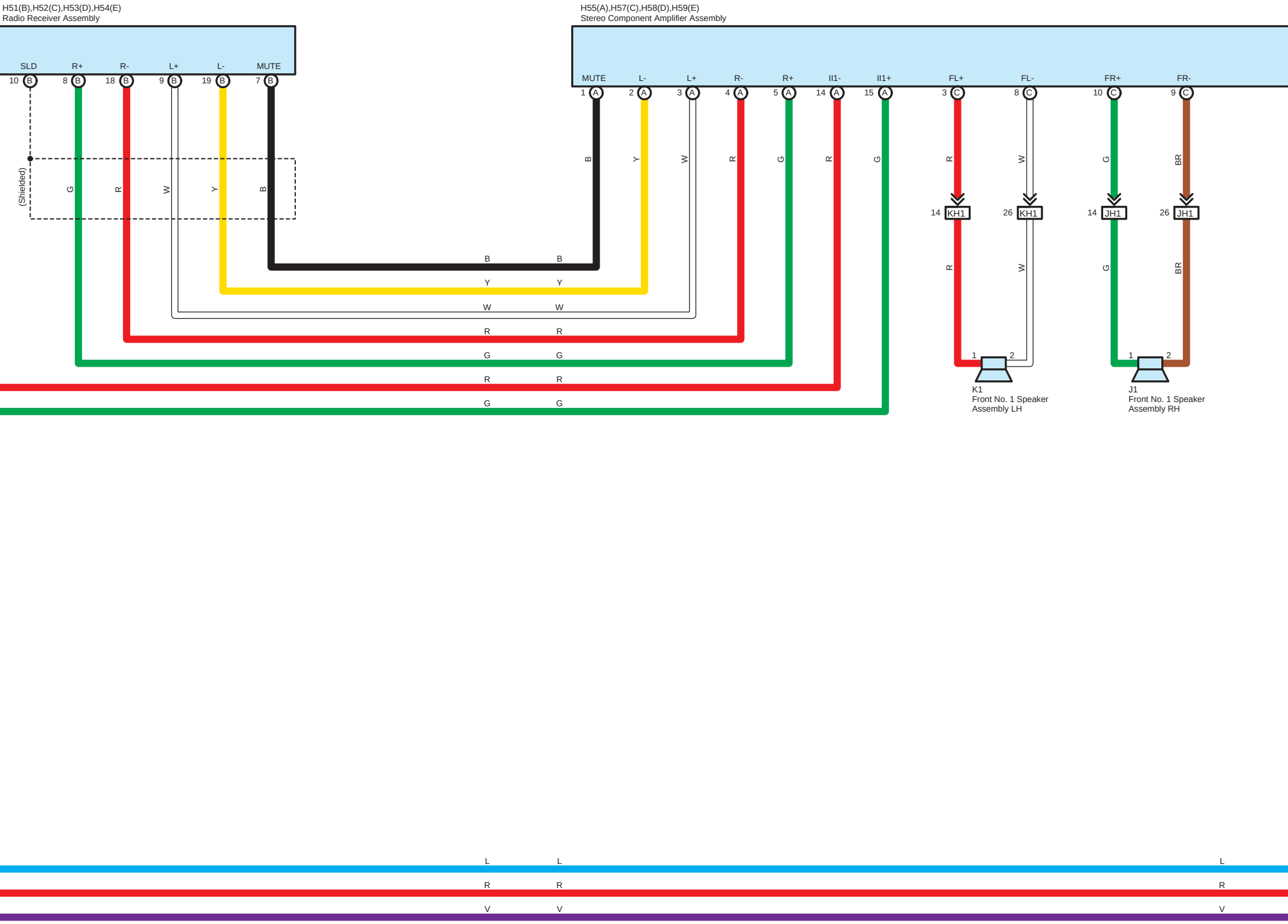
H51(B),H52(C),H53(D),H54(E)
Radio Receiver Assembly
SLD
R+
R-
L+
L-
MUTE
10 B
8 B
18 B
9 B
19 B
7 B
(Shielded)
G
R
W
Y
B
H55(A),H57(C),H58(D),H59(E)
Stereo Component Amplifier Assembly
MUTE
L-
L+
R-
R+
II1-
II1+
FL+
FL-
FR+
FR-
1 A
2 A
3 A
4 A
5 A
14 A
15 A
3 C
8 C
10 C
9 C
B
Y
W
R
G
R
G
R
W
G
BR
14 KH1
26 KH1
14 JH1
26 JH1
R
W
G
BR
B B
Y Y
W W
R R
G G
R R
G G
1
2
K1
Front No. 1 Speaker
Assembly LH
1
2
J1
Front No. 1 Speaker
Assembly RH
L L L
R R R
V V V

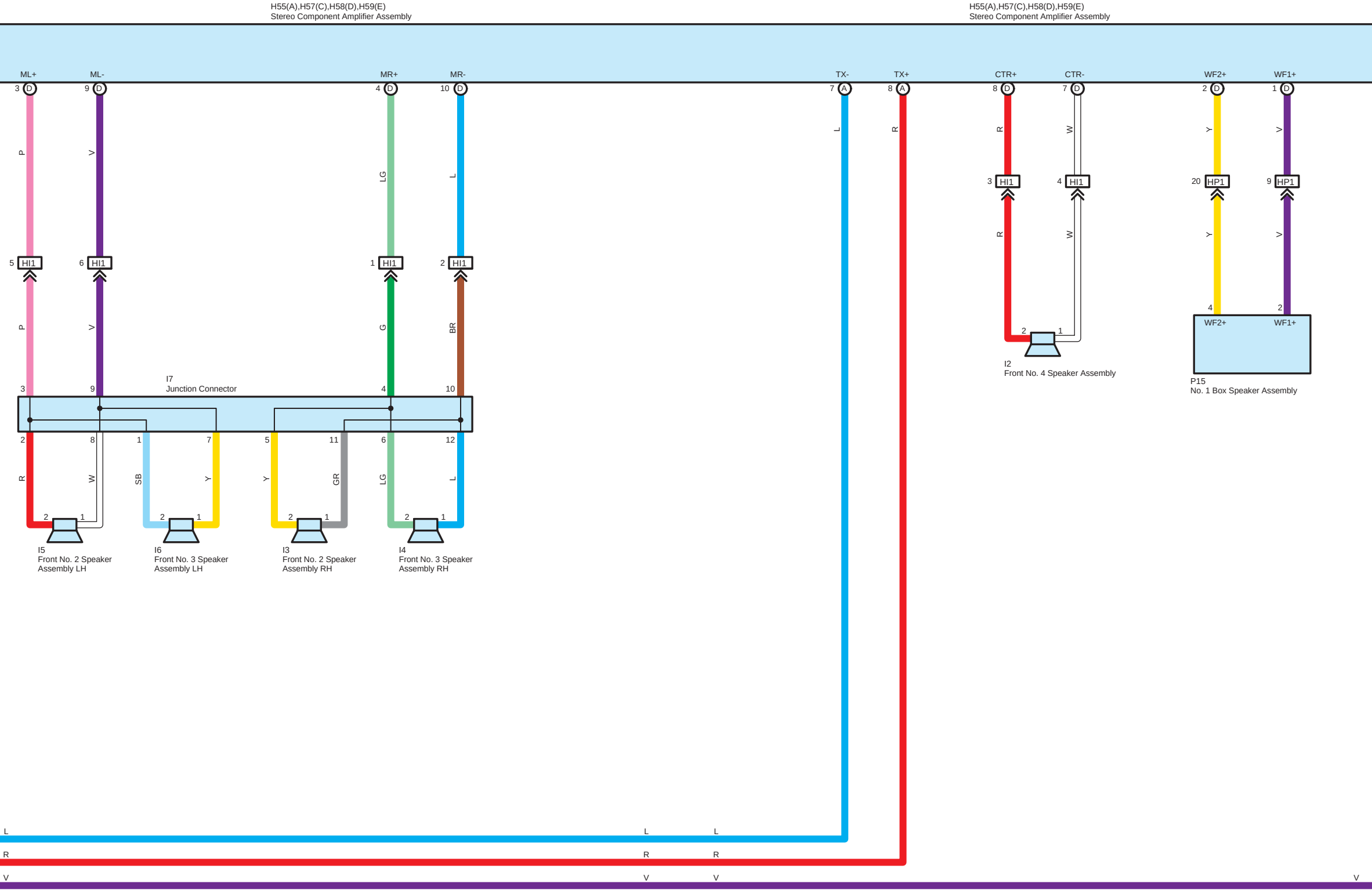
H55(A),H57(C),H58(D),H59(E)
Stereo Component Amplifier Assembly
H55(A),H57(C),H58(D),H59(E)
Stereo Component Amplifier Assembly
ML+
ML-
MR+
MR-
TX-
TX+
CTR+
CTR-
WF2+
WF1+
3 D
9 D
4 D
10 D
7 A
8 A
8 D
7 D
2 D
1 D
P
V
LG
L
L
R
R
W
Y
V
3 HI1
4 HI1
20 HP1
9 HP1
R
W
Y
V
5 HI1
6 HI1
1 HI1
2 HI1
P
V
G
BR
2
1
I2
Front No. 4 Speaker Assembly
4
2
WF2+
WF1+
P15
No. 1 Box Speaker Assembly
I7
Junction Connector
3
9
4
10
2
8
1
7
5
11
6
12
R
W
SB
Y
Y
GR
LG
L
2
1
2
1
2
1
2
1
I5
Front No. 2 Speaker Assembly LH
I6
Front No. 3 Speaker Assembly LH
I3
Front No. 2 Speaker Assembly RH
I4
Front No. 3 Speaker Assembly RH
L
L
L
R
R
R
V
V
V
V

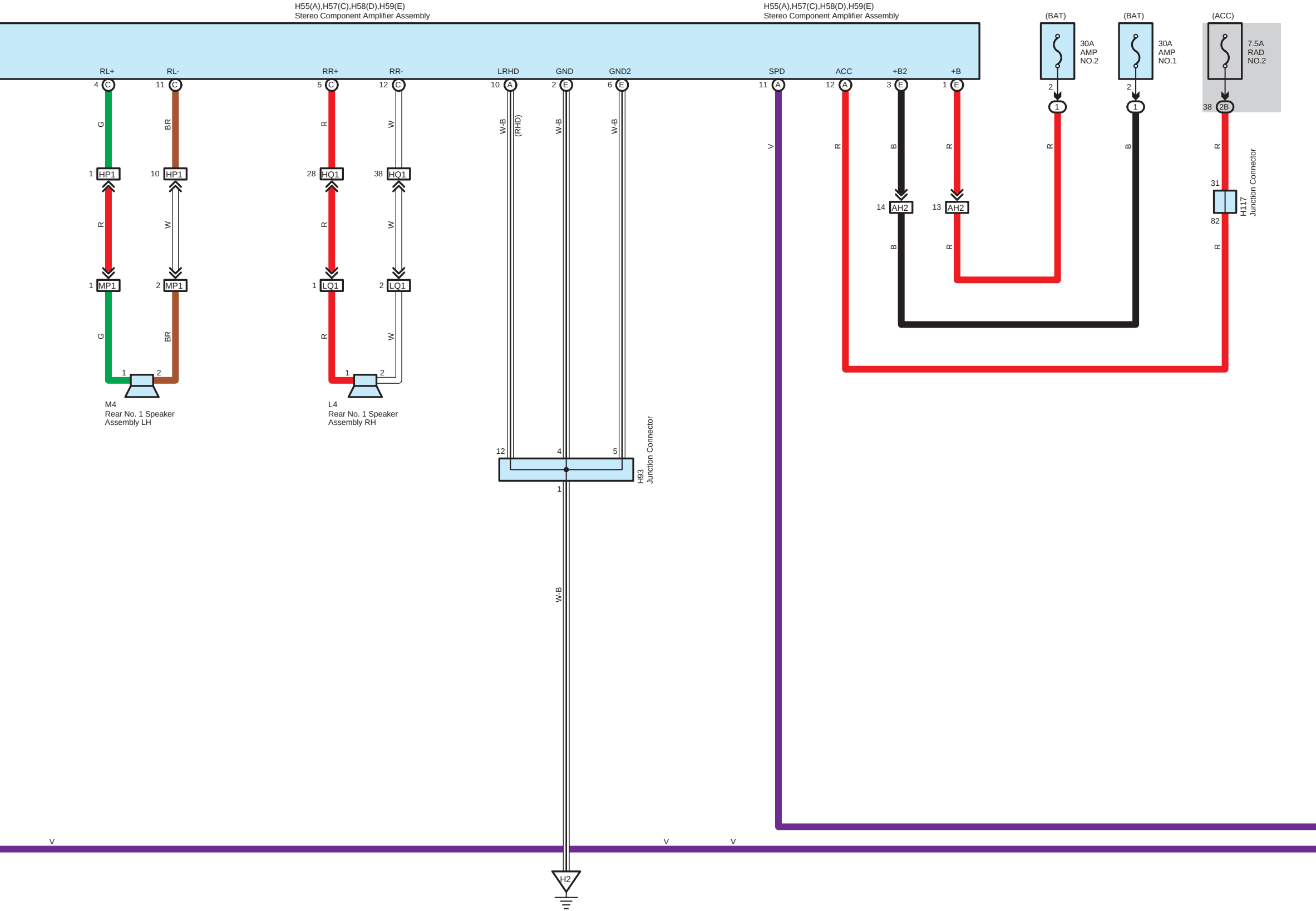
H55(A),H57(C),H58(D),H59(E)
Stereo Component Amplifier Assembly
H55(A),H57(C),H58(D),H59(E)
Stereo Component Amplifier Assembly
(BAT)
30A
AMP
NO.2
(BAT)
30A
AMP
NO.1
(ACC)
7.5A
RAD
NO.2
RL+
RL-
RR+
RR-
LRHD
GND
GND2
SPD
ACC
+B2
+B
4 C
11 C
5 C
12 C
10 A
2 E
6 E
11 A
12 A
3 E
1 E
2
1
2
1
38 2B
G
BR
R
W
W-B
(RHD)
W-B
W-B
V
R
B
R
R
B
R
1 HP1
10 HP1
28 HQ1
38 HQ1
R
W
R
W
14 AH2
13 AH2
B
R
31
82
H117
Junction Connector
R
1 MP1
2 MP1
1 LQ1
2 LQ1
G
BR
R
W
1
2
1
2
M4
Rear No. 1 Speaker
Assembly LH
L4
Rear No. 1 Speaker
Assembly RH
12
4
5
1
H93
Junction Connector
W-B
V
V
V
H2

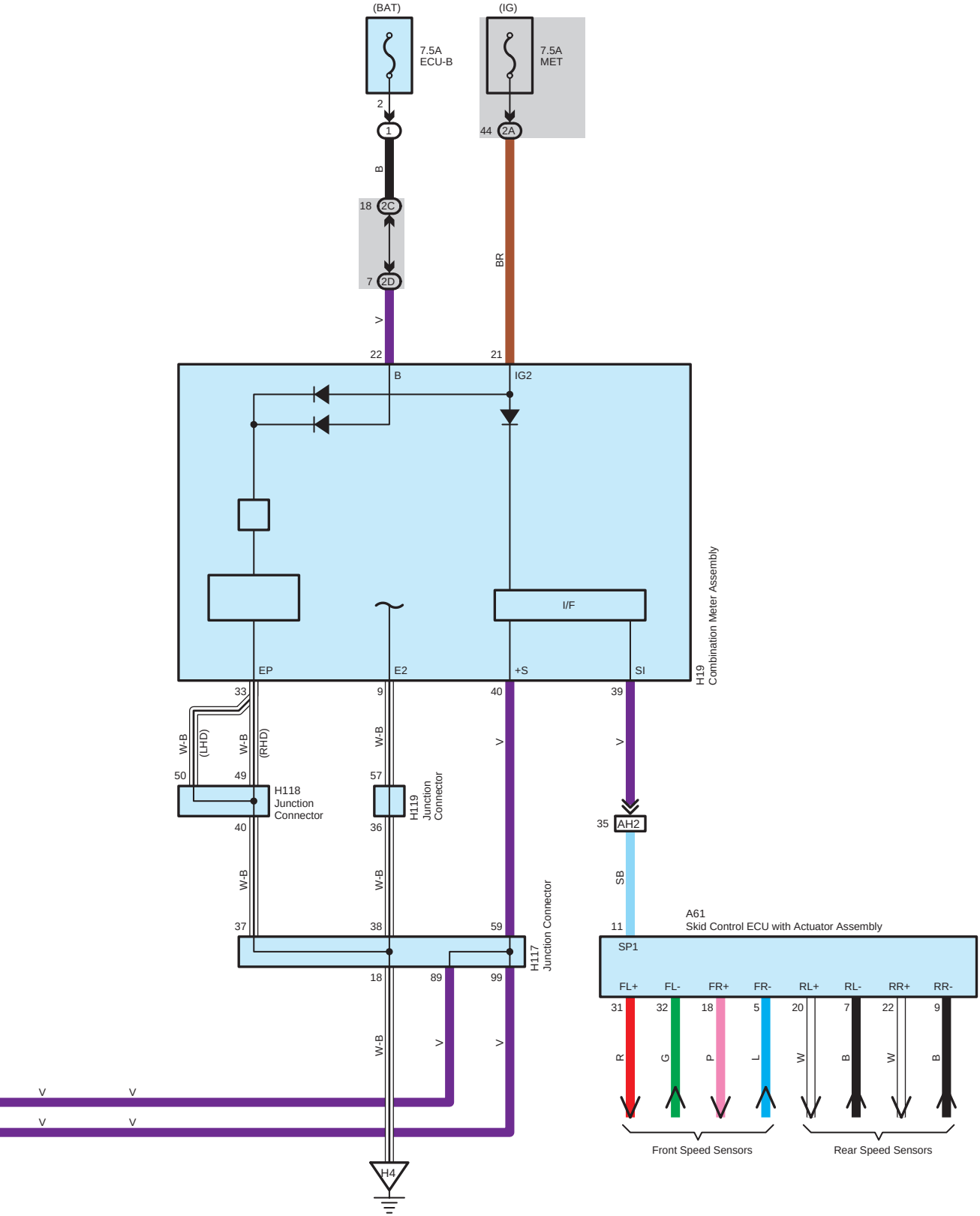
(BAT)
7.5A
ECU-B
(IG)
7.5A
MET
2
1
44
2A
B
18
2C
7
2D
BR
V
22
21
B
IG2
I/F
EP
E2
+S
SI
H19
Combination Meter Assembly
33
9
40
39
W-B
(LHD)
W-B
(RHD)
W-B
V
V
50
49
57
H118
Junction
Connector
H119
Junction
Connector
40
36
35
AH2
W-B
W-B
SB
37
38
59
11
A61
Skid Control ECU with Actuator Assembly
SP1
H117
Junction Connector
18
89
99
FL+
FL-
FR+
FR-
RL+
RL-
RR+
RR-
31
32
18
5
20
7
22
9
W-B
V
V
R
G
P
L
W
B
W
B
V
V
V
V
H4
Front Speed Sensors
Rear Speed Sensors