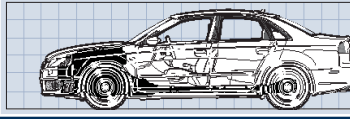


Audi
RS 4

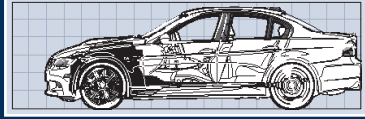
Audi of America, Inc., 3800 Hamlin Rd., Auburn Hills, Mich. 48326; www.audiusa.com



SCALE: 10 IN. (254 MM) DIVISIONS

BMW
M3 Sedan

BMW of North America, P.O. Box 1227, Westwood, N.J. 07657-1227; www.bmwusa.com



DRAWINGS BY TIM BARKER

Audi
RS 4BMW
M3 SedanLexus
IS FMercedes-Benz
C63 AMG

GENERAL DATA

| | Audi RS 4 | BMW M3 Sedan | Lexus IS F | Mercedes-Benz C63 AMG |
|---------------------------------------|---|---|--|--|
| List price | \$66,910 | \$53,800 | \$56,000 | \$53,800 |
| Price as tested | \$70,785 | \$59,050 | \$64,205 | \$63,930 |
| | Price as tested incl std equip. (ABS, dual front, side & curtain airbags, Quattro awd, AM/FM/CD/satellite, auto. climate control, cruise control, yaw control, leather upholstery, heated front seats, keyless entry, anti-theft system, HID active headlights, Bluetooth; pwr windows, mirrors, front seats & door locks), Titanium Pkg (19-in. wheels, black & titanium trim, black exhaust tips) \$750, iPod interface (\$250), gas-guzzler tax (\$2100), dest charge (\$775). | Price as tested incl std equip. (ABS, dual front, side & curtain airbags, traction & yaw control, AM/FM/CD, leather & cloth upholstery, auto. climate control, cruise control, keyless entry, anti-theft system; pwr windows, mirrors & door locks), 19-in. forged wheels (\$1200), Cold Weather Pkg (folding rear seats, heated front seats, headlight washers) \$1000, aluminum interior trim (\$500), Melbourne Red metallic paint (\$475), gas-guzzler tax (\$1300), dest charge (\$775). | Price as tested incl std equip. (ABS, dual front, side & curtain airbags, traction & yaw control, AM/FM/CD, auto. climate control, cruise control, keyless entry, anti-theft system, HID headlights; pwr windows, mirrors, moonroof & door locks), nav system & premium audio (w/ DVD changer, Bluetooth, voice activation, backup camera) \$3990, Pre-Collision System/distance-sensing cruise control (\$2850), park assist (\$500), headlight washers (\$100), dest charge (\$765). | Price as tested incl std equip. (ABS, dual front, side & curtain airbags, AM/FM/CD/satellite, auto. climate control, cruise control, traction & yaw control, heated front seats, keyless entry, anti-theft system, Bluetooth; pwr windows, mirrors, sunroof & door locks), Multimedia Pkg (nav system, CD/DVD player, premium audio system, voice activation) \$2950, Seating Pkg (leather, memory seats) \$2950, P2 Pkg (power rear sunshade, HID headlights with washers, foglamps) \$1080, Tele Aid (\$650), iPod integration kit (\$375), gas-guzzler tax (\$1300), dest charge (\$825). |
| Curb weight | 3785 lb | 3585 lb | 3825 lb | 3920 lb |
| Test weight | 3965 lb | 3765 lb | 3985 lb | 4100 lb |
| Weight dist (w/driver), f/r, % | 60/40 | 50/50 | 54/46 | 54/46 |
| Wheelbase | 104.3 in. | 108.7 in. | 107.5 in. | 108.7 in. |
| Track, f/r | 61.4 in./61.4 in. | 60.6 in./60.6 in. | 61.4 in./59.6 in. | 61.8 in./60.0 in. |
| Length | 180.7 in. | 180.4 in. | 183.5 in. | 186.0 in. |
| Width | 71.5 in. | 71.5 in. | 71.5 in. | 70.7 in. |
| Height | 55.7 in. | 57.0 in. | 55.7 in. | 56.6 in. |

ENGINE

| Type/layout | alum. block & heads, V-8/longitudinal | alum. block & heads, V-8/longitudinal | alum. block & heads, V-8/longitudinal | alum. block & heads, V-8/longitudinal |
|--------------------------|---------------------------------------|---------------------------------------|---------------------------------------|---------------------------------------|
| Displacement | 254 cu in./4163 cc | 244 cu in./3999 cc | 303 cu in./4969 cc | 379 cu in./6208 cc |
| Bore x stroke | 84.5 x 92.8 mm | 92.0 x 75.2 mm | 94.0 x 89.4 mm | 102.2 x 94.6 mm |
| Compression ratio | 12.5:1 | 12.0:1 | 11.8:1 | 11.3:1 |
| Horsepower (SAE) | 420 bhp @ 7500 rpm | 414 bhp @ 8300 rpm | 416 bhp @ 6600 rpm | 451 bhp @ 6800 rpm |
| Torque | 317 lb-ft @ 6000 rpm | 295 lb-ft @ 3900 rpm | 371 lb-ft @ 5200 rpm | 443 lb-ft @ 5000 rpm |
| Redline/limiter | 8250/8250 rpm | 8300/8400 rpm | 6800/6800 rpm | 7200/7400 rpm |
| Fuel injection | direct | elect. sequential port | direct & port | elect. sequential port |
| Rec fuel | premium unleaded | premium unleaded | premium unleaded | premium unleaded |

CHASSIS & BODY

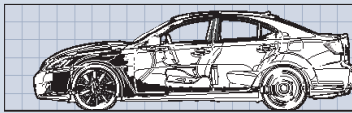
| Layout | front engine/all-wheel drive | front engine/rear drive | front engine/rear drive | front engine/rear drive |
|---------------------------|---|---|--|--|
| Body/frame | unit steel | unit steel | unit steel | unit steel |
| Brakes Front: | 14.4-in. vented & drilled discs/8-piston fixed calipers | 14.2-in. vented & drilled discs/2-piston sliding calipers | 14.2-in. vented & drilled discs/6-piston fixed calipers | 14.2-in. vented & drilled discs/6-piston fixed calipers |
| Rear: | 12.8-in. vented & drilled discs/1-piston sliding calipers; vac assist, ABS | 13.8-in. vented & drilled discs/1-piston sliding calipers; vac assist, ABS | 13.6-in. vented & drilled discs/2-piston fixed calipers; vac assist, ABS | 13.0-in. vented & drilled discs/4-piston fixed calipers; vac assist, ABS |
| Wheels | cast alloy, 19 x 9J | forged alloy; 19 x 8½ f, 19 x 9½ r | forged alloy; 19 x 8 f, 19 x 9 r | forged alloy; 18 x 8 f, 18 x 9 r |
| Tires | Michelin Pilot Sport PS2, 255/35ZR-19 | Michelin Pilot Sport PS2; 245/35ZR-19 f, 265/35ZR-19 r | Michelin Pilot Sport PS2; 225/40ZR-19 f, 255/35ZR-19 r | Pirelli P Zero; 235/45ZR-18 f, 255/35ZR-18 r |
| Steering | rack & pinion, electric power assist | rack & pinion, hydraulic power assist | rack & pinion, electric power assist | rack & pinion, hydraulic power assist |
| Steering ratio | 12.9:1 | 12.5:1 | 15.4:1 | 12.4:1 |
| Turns lock to lock | 2.5 | 2.5 | 2.8 | 3.0 |
| Suspension, f/r | 4-link, coil springs, tube shocks, anti-roll bar/upper & lower A-arms, coil springs, tube shocks, anti-roll bar | MacPherson struts, lower A-arms, coil springs, tube shocks, anti-roll bar/multilink, coil springs, tube shocks, anti-roll bar | upper & lower A-arms, coil springs, tube shocks, anti-roll bar/multilink, coil springs, tube shocks, anti-roll bar | MacPherson struts, lower control links, coil springs, tube shocks, anti-roll bar/multilink, coil springs, tube shocks, anti-roll bar |

ACCOMMODATIONS

| | | | | |
|----------------------------|-------------------|-------------------|-------------------|-------------------|
| Seating capacity | 5 | 5 | 4 | 5 |
| Head room, f/r | 39.0 in./35.5 in. | 38.0 in./35.5 in. | 36.5 in./35.0 in. | 37.5 in./35.5 in. |
| Front-seat leg room | 45.5 in. | 46.0 in. | 45.5 in. | 44.8 in. |
| Rear-seat knee room | 21.5 in. | 25.3 in. | 22.8 in. | 23.8 in. |
| Trunk space | 13.4 cu ft | 12.0 cu ft | 13.3 cu ft | 12.4 cu ft |

Lexus IS F

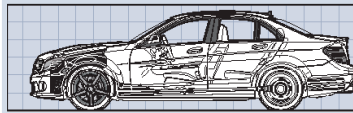
Lexus, Division of Toyota Motor Sales, U.S.A., 19001 S. Western Ave., Torrance, Calif. 90501; www.lexus.com



© HACHETTE FILIPACCHI MEDIA U.S., INC./ROAD & TRACK

Mercedes-Benz C63 AMG

Mercedes-Benz of North America, One Mercedes Dr., Montvale, N.J. 07645; www.mbusa.com



Audi RS 4

BMW M3 Sedan

Lexus IS F

Mercedes-Benz C63 AMG

ACCELERATION

Time to distance, seconds

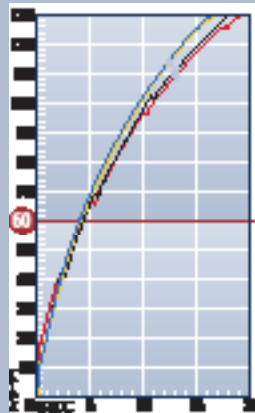
0-1320 ft (1/4 mile)

13.0 @ 108.1 mph

13.0 @ 110.4 mph

12.6 @ 113.8 mph

12.5 @ 114.4 mph



Time to speed

Audi RS 4

BMW M3 Sedan

Lexus IS F

Mercedes-Benz C63 AMG

| | | | | |
|-----------|------|------|------|------|
| 0-120 mph | 16.0 | 15.3 | 14.1 | 13.7 |
| 0-110 mph | 13.4 | 12.9 | 11.8 | 11.6 |
| 0-100 mph | 11.2 | 10.5 | 9.9 | 9.7 |
| 0-90 mph | 9.1 | 8.9 | 8.2 | 8.0 |
| 0-80 mph | 7.5 | 7.4 | 6.8 | 6.6 |
| 0-70 mph | 6.0 | 6.1 | 5.5 | 5.3 |
| 0-60 mph | 4.5 | 4.6 | 4.2 | 4.1 |
| 0-50 mph | 3.5 | 3.6 | 3.3 | 3.2 |
| 0-40 mph | 2.2 | 2.3 | 2.4 | 2.4 |
| 0-30 mph | 1.5 | 1.6 | 1.7 | 1.7 |
| 0-20 mph | 0.8 | 1.0 | 1.0 | 1.0 |
| 0-10 mph | 0.2 | 0.4 | 0.3 | 0.4 |

—○— denotes quarter mile

Test Notes:

ACCELERATION

With stability control off and Sport Mode on, rev the RS 4 to redline and drop clutch. The M3 launches best with DSC off and Power Mode on; rev to 3500 and drop clutch while applying throttle. Expect mild wheelspin and axle hop. To launch the IS F, disable VSC, engage Sport Mode and manual shift. For the C63, shift manually and disable ESP; preload to 1000, release the brakes and gradually apply throttle. Mind the shift delay.

TEST CONDITIONS

| | |
|-------------|--------------------|
| Temperature | 72° F |
| Humidity | 30% |
| Elevation | 350 ft |
| Wind | calm |
| Location | Irvine, California |

BRAKING

Minimum stopping distance

| | | | | |
|--------------------|------------|------------|------------|------------|
| From 60 mph | 118 ft | 113 ft | 116 ft | 113 ft |
| From 80 mph | 204 ft | 195 ft | 201 ft | 201 ft |
| Total swept area | 615 sq in. | 694 sq in. | 606 sq in. | 629 sq in. |
| Swept area per ton | 325 sq in. | 387 sq in. | 317 sq in. | 321 sq in. |

HANDLING

| | | | | |
|----------------|-----------------|-----------------|-----------------|-----------------|
| Lateral accel* | 0.94g | 0.95g | 0.93g | 0.93g |
| Balance | mild understeer | mild understeer | mild understeer | mild understeer |
| Slalom speed** | 70.0 mph | 72.9 mph | 70.9 mph | 69.3 mph |
| Balance | mild understeer | mild understeer | mild understeer | mild understeer |

*200-ft skidpad; **700-ft slalom, 100-ft spacing.

DRIVETRAIN

| | | | | |
|---------------------------------|---------------------------|---------------------------|---------------------------|---------------------------|
| Transmission | 6-speed manual | 6-speed manual | 8-speed automatic | 7-speed automatic |
| Gear/Ratio/Overall/(Rpm) Mph | | | | |
| 1st,:1 | 3.67/15.08/(8200) 42 | 4.05/15.59/(8250) 41 | 4.60/13.50/(6800) 39 | 4.38/12.48/(7400) 41 |
| 2nd,:1 | 2.21/9.08/(8200) 70 | 2.40/9.24/(8250) 69 | 2.72/8.00/(6800) 66 | 2.86/8.15/(7400) 63 |
| 3rd,:1 | 1.52/6.25/(8200) 101 | 1.58/6.08/(8250) 105 | 1.86/5.47/(6800) 96 | 1.92/5.47/(7400) 94 |
| 4th,:1 | 1.13/4.64/(8200) 136 | 1.19/4.58/(8250) 140 | 1.46/4.30/(6800) 122 | 1.37/3.90/(7400) 131 |
| 5th,:1 | 0.92/3.78/est (7600) 155* | 1.00/3.85/est (7700) 155* | 1.23/3.62/(6800) 146 | 1.00/2.85/est (6400) 155* |
| 6th,:1 | 0.78/3.21/est (6450) 155* | 0.87/3.35/est (6700) 155* | 1.00/2.94/est (6450) 170* | 0.82/2.34/est (5250) 155* |
| 7th,:1 | | | 0.82/2.42/est (5300) 170* | 0.73/2.08/est (4675) 155* |
| 8th,:1 | | | 0.68/2.01/est (4400) 170* | |
| Final drive ratio | 4.11:1 | 3.85:1 | 2.94:1 | 2.85:1 |
| Engine rpm @ 60 mph in top gear | 2600 rpm | 2500 rpm | 1550 rpm | 1600 rpm |

*Electronically limited.

FUEL ECONOMY

| | | | | |
|----------------------|-----------|---------------|-----------|-----------|
| Our driving, overall | 16.2 mpg | 14.6 mpg | 13.9 mpg | 15.1 mpg |
| EPA city/highway | 13/20 mpg | est 14/20 mpg | 16/23 mpg | 12/19 mpg |
| Cruise range | 250 miles | 220 miles | 220 miles | 250 miles |
| Fuel capacity | 16.6 gal. | 16.6 gal. | 16.9 gal. | 17.4 gal. |

INTERIOR NOISE

| | | | | |
|-------------------|--------|--------|--------|--------|
| Idle in neutral | 48 dBA | 53 dBA | 52 dBA | 49 dBA |
| Maximum, 1st gear | 78 dBA | 79 dBA | 82 dBA | 77 dBA |
| Constant 50 mph | 68 dBA | 67 dBA | 69 dBA | 63 dBA |
| Constant 70 mph | 72 dBA | 70 dBA | 70 dBA | 69 dBA |