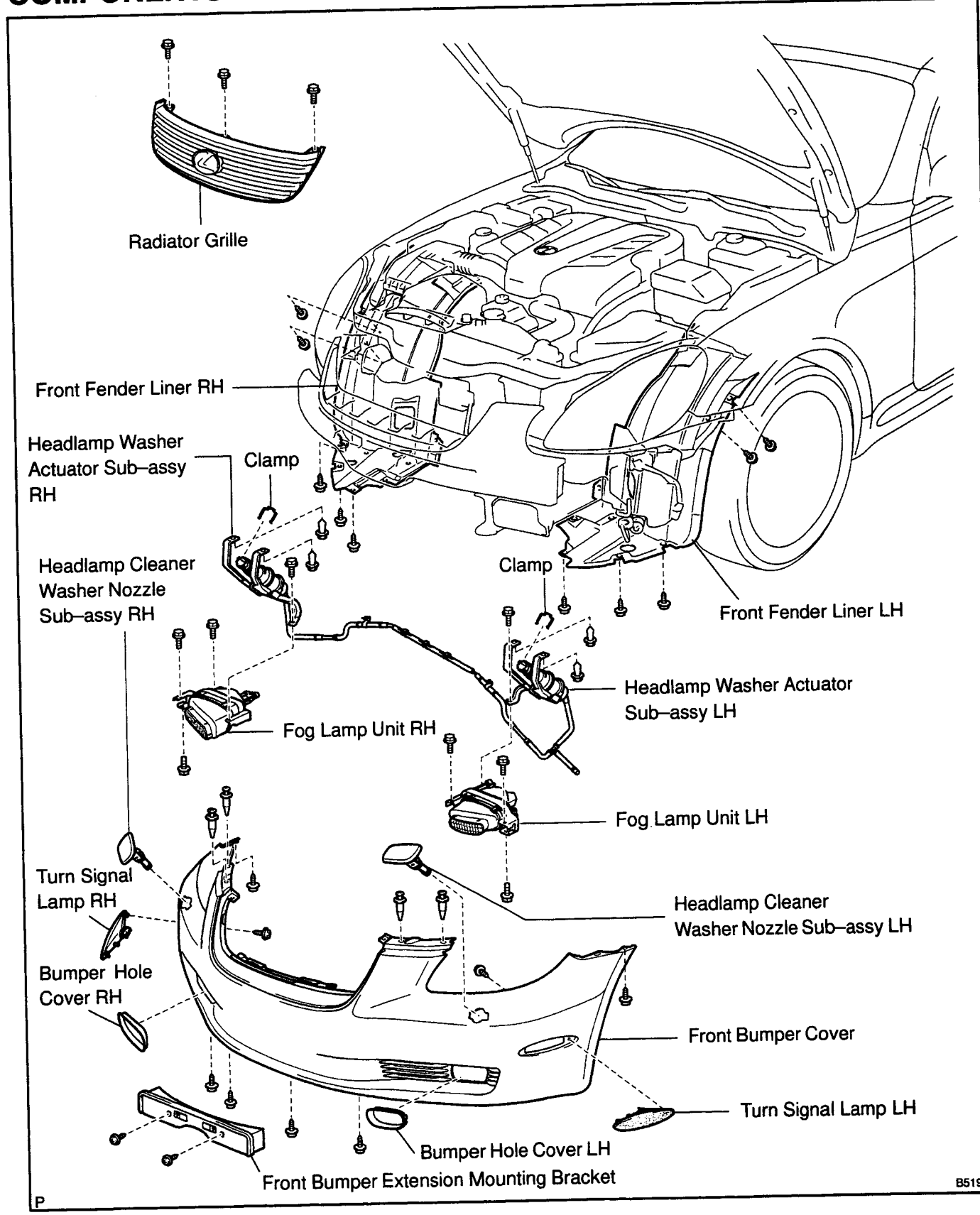


FRONT BUMPER COVER COMPONENTS

7603H-02



REPLACEMENT

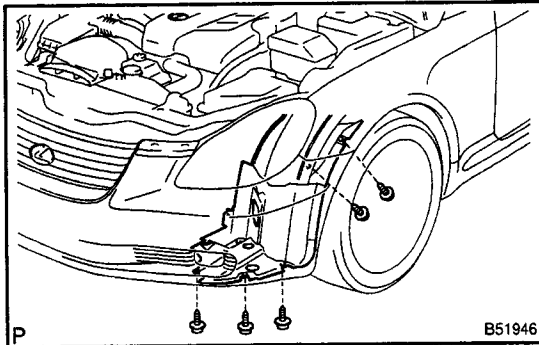
HINT:

Installation is in the reverse order of removal. But, the installation is indicated only when it has a point.

1. REMOVE RADIATOR GRILLE

[53111 / 98-69]

- (a) Remove the 3 bolts and radiator grille.



2. REMOVE FRONT FENDER LINER LH

[53876A / 98-70]


- (a) Remove the 5 screws and a part of the front fender liner LH.

HINT:

Remove the screw and the front fender liner LH within the range that the front bumper cover can be removed.

3. REMOVE FRONT FENDER LINER RH

[53875A / 98-70]



4. REMOVE FRONT BUMPER COVER

[52119A / 98-67]

- (a) Remove the 6 screws and 4 clips.
 (b) Remove the hook and front bumper cover.
 (c) Disconnect the fog lamp connector.
 (d) Disconnect the side turn signal lamp connector.
 (e) Disconnect the washer hose.

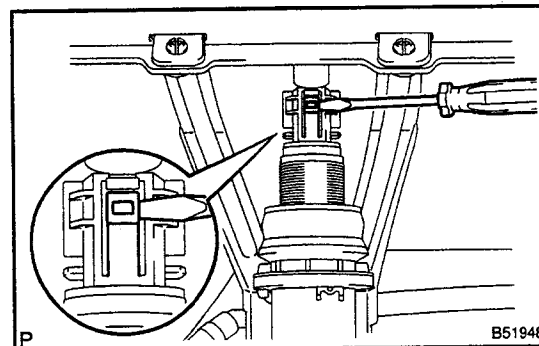
5. REMOVE HEADLAMP WASHER ACTUATOR SUB-ASSY LH

[85208A / 98-145]

- (a) Remove the clamp.
 (b) Using a screwdriver, pull out the front washer nozzle.
 (c) Remove the 2 clips, bolt and head lamp washer actuator.

6. REMOVE HEADLAMP WASHER ACTUATOR SUB-ASSY RH

[85207A / 98-145]



7. REMOVE FOG LAMP LAMP UNIT LH

[81221C / 98-112]

8. REMOVE FOG LAMP LAMP UNIT RH

[81211C / 98-112]

9. REMOVE FRONT BUMPER HOLE COVER LH

[52128B / 98-67]

10. REMOVE FRONT BUMPER HOLE COVER RH

[52127D / 98-67]

11. REMOVE SIDE TURN SIGNAL LAMP ASSY LH

[81740]

12. REMOVE SIDE TURN SIGNAL LAMP ASSY RH

[81730]

13. REMOVE FRONT BUMPER EXTENTION MOUNTING BRACKET

[52114A / 98-67]